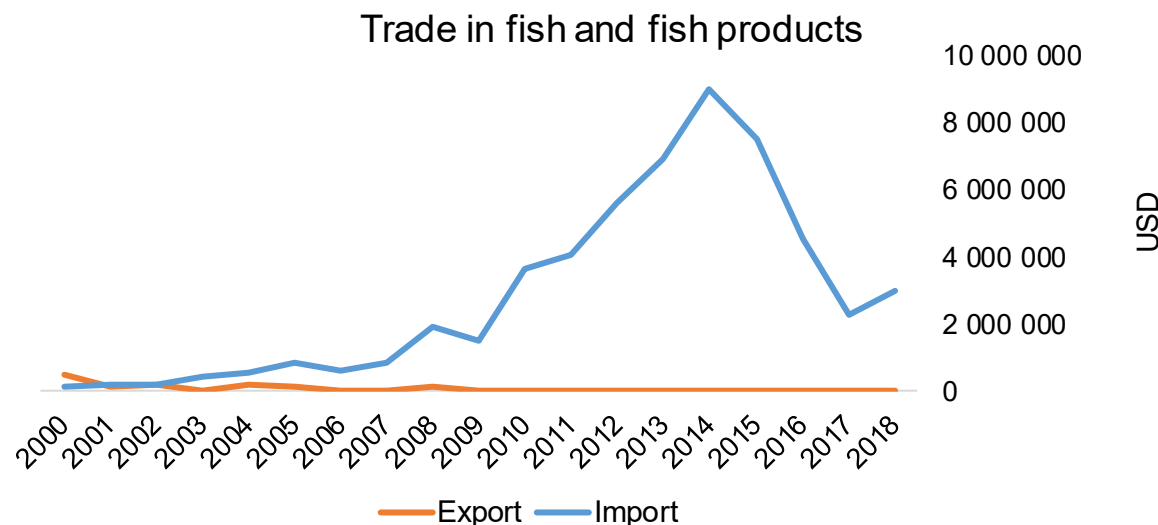




COUNTRY BRIEF

Population	Ease of doing business rank
5 757 670	N/A
Length of coastline	EEZ/EFZ
1 289 km	N/A
Average GDP growth	GDP per capita
N/A	USD 6 965



GDP from fisheries

N/A

Fish available for consumption

2.9 kg/capita

Imports of fish and fish products - 2018

USD 2 975 000

Agricultural GDP from fisheries

N/A

Fisheries and aquaculture production

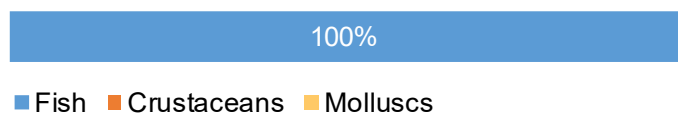
Total	15 070 tonnes
Fisheries	100%
Aquaculture	0%

Exports of fish and fish products - 2018

N/A

Production and Trade Breakdown

Production by volume



Imports by value



Production - Top 10 Species (Volume)

Rank	Species	Volume (Tonnes)
1 st	Black and Caspian Sea sprat	14 680
2 nd	Freshwater bream	120
3 rd	Crucian carp	70
4 th	Pike-perch	50
5 th	Common carp	50
6 th	Sturgeons nei	25
7 th	Silver carp	20
8 th	Roach	15
9 th	Asp	10
10 th	Grass carp	10

Imports - Top 10 Products (Value)

			USD
1 st	Fish, other than species in 0303	frozen; excluding fillets, livers and roes HS 0303.89	696 000
2 nd	Mackerel	frozen; excluding fillets, livers and roes HS 0303.54	396 000
3 rd	Fish	prepared or preserved HS 1604.20	391 000
4 th	Herrings	prepared or preserved; whole or in pieces HS 1604.12	280 000
5 th	Herrings	salted or in brine, not dried or smoked HS 0305.61	176 000
6 th	Shrimps, prawns	prepared or preserved, not in airtight containers HS 1605.21	135 000
7 th	Fish, other than species in 0304.7	frozen fillets HS 0304.79	115 000
8 th	Tunas, skipjack, bonito	prepared or preserved; whole or in pieces HS 1604.14	109 000
9 th	Sardines, sardinella, brisling or sprats	prepared or preserved; whole or in pieces HS 1604.13	84 000
10 th	Pacific, Atlantic, Danube salmon	smoked, including fillets HS 0305.41	81 000

A GLOBEFISH Product

Information, Disclaimer


Sources

Established in 1984, GLOBEFISH is a multi-donor funded project in the Fisheries Division of the Food and Agriculture Organization of the United Nations (FAO), responsible for providing up-to-date market and trade information on fish and fish products.

[Visit our website](#)

[Subscribe to our newsletter](#) or [email us](#)

Recent Publications



[Globefish Highlights, 1/2021](#)

Our flagship publication, focused on prices and analysis of market trends covering a variety of major commodities. Released quarterly.



[Chinese Fish Price Report, 3/2020](#)

Comprehensive coverage of Chinese price trends, market information for commercially significant species, along with industry news and policy updates. Released quarterly.



[European Price Report, 4/2021](#)

Market and price analysis for fish and fish products in the European market. Released monthly.



This is the first edition of the GLOBEFISH Market Profiles produced for this country, and was made at the beginning of 2021.

These profiles are based on nationally reported data or information published by international agencies. As the profile is intended to reflect the most up to date information available, reporting years may vary between sections and commodities.

The designations employed and the presentation of material in this information product do not imply the expression of any opinion whatsoever on the part of FAO concerning the legal or constitutional status of any country, territory or sea area, or the delimitation of frontiers or boundaries.

The data herein presented is compiled by FAO staff at the time of its production, "as is" and "as available," and every effort is made to ensure, but not guarantee, their timeliness, accuracy and completeness. FAO assumes no responsibility for errors and omissions in the data provided. Users are, however, kindly asked to report any errors or deficiencies in this product to FAO GLOBEFISH (globefish@fao.org).

Please note

Re-exports and re-imports are not included.

The term N/A has been used to indicate that information was not found in the indicated sources. The classification of fish and fish products as either processed or unprocessed is very broad, and is intended for indicative purposes only.

[HS codes for fish and fish products](#)

International trade codes for fish and fish products in a user friendly format.



Sources and time periods:

-Fishing and aquaculture production (2018):
FAO's [Global Fishery and Aquaculture Production Statistics](#)

-Fish available for consumption (2017):
FAO's [Fishery and Aquaculture Statistics 2016](#)

-Population (2018), GDP Growth (2013-2018), GDP per Capita (2018):
IMF's [World Economic Outlook Databases](#)

-Imports, Exports and Share of Trade (2000-2018):
FAO's [Global Fishery and Aquaculture Commodities Statistics](#)

-GDP, GDP from fisheries, GDP from agriculture (2018):
World Bank's [World Development Indicators](#),
OECD's [National Accounts Statistics](#) or
UNSD's [National Accounts](#)

-Ease of doing business (2018):
World Bank's [Ease of Doing Business](#) ranking

-Length of Coastline, Exclusive Economic Zone, Exclusive Fishing Zone (2003):
UNEP's [Global Environment Outlook](#)

[GLOBEFISH](#)

Explore more market information on the GLOBEFISH website



[GLOBEFISH on ISSUU](#)

Read GLOBEFISH publications on ISSUU

