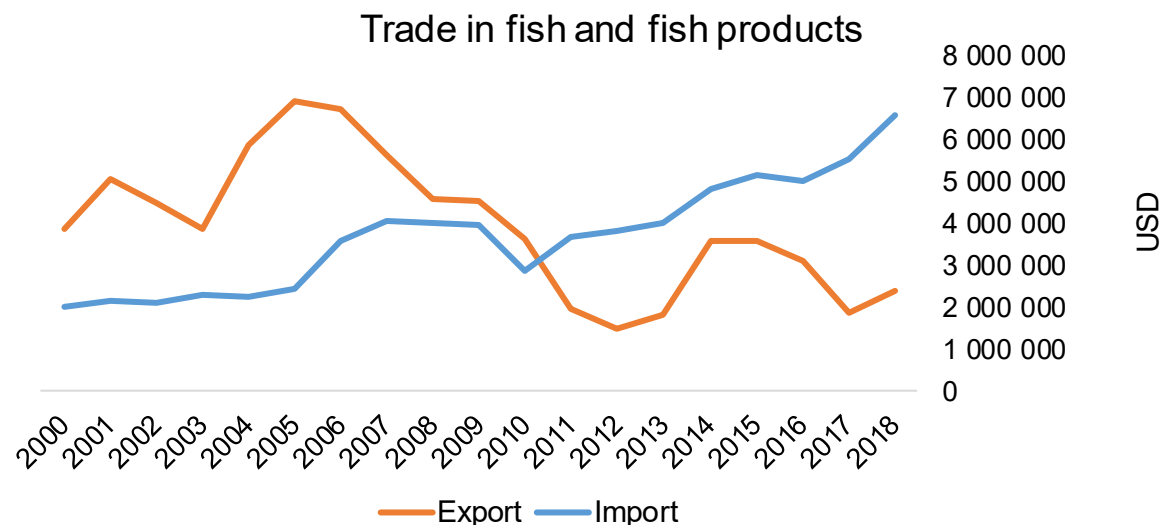




COUNTRY BRIEF

| | |
|---------------------|-----------------------------|
| Population | Ease of doing business rank |
| 37 120 | N/A |
| Length of coastline | EEZ/EFZ |
| N/A | N/A |
| Average GDP growth | GDP per capita |
| N/A | USD 27 142 |



GDP from fisheries

N/A

Fish available for consumption

51.8 kg/capita

Imports of fish and fish products - 2018

USD 6 590 000

Agricultural GDP from fisheries

N/A

Fisheries and aquaculture production

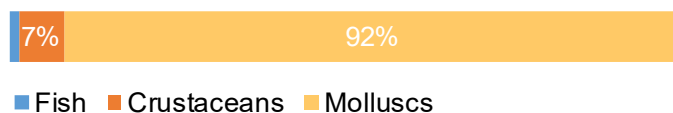
| | |
|-------------|--------------|
| Total | 2 232 tonnes |
| Fisheries | 100% |
| Aquaculture | 0% |

Exports of fish and fish products - 2018

USD 2 383 000

Production and Trade Breakdown

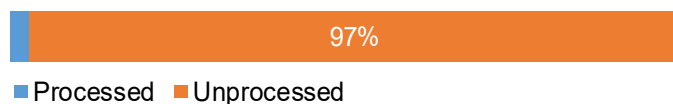
Production by volume



Imports by value



Exports by value



Production - Top 10 Species (Volume)

| Rank | Species | Volume (Tonnes) |
|-----------------|-----------------------------|-----------------|
| 1 st | Stromboid conchs nei | 2 047 |
| 2 nd | Caribbean spiny lobster | 154 |
| 3 rd | Marine fishes nei | 30 |
| 4 th | Queen conch | <1 |
| 5 th | Marine crabs nei | <1 |
| 6 th | Blue marlin | <1 |
| 7 th | Marlins,sailfishes,etc. nei | <1 |
| 8 th | Yellowfin tuna | <1 |
| 9 th | Freshwater fishes nei | <1 |

Imports - Top 10 Products (Value)

| | | | USD |
|------------------|----------------------------------|--|-----------|
| 1 st | Fish, other than species in 0304 | frozen fillets HS 0304.89 | 1 180 000 |
| 2 nd | Shrimps, prawns | dried, smoked, salted or in brine HS 0306.95 | 730 000 |
| 3 rd | Fish, other than species in 0303 | frozen; excluding fillets, livers and roes HS 0303.89 | 493 000 |
| 4 th | Fish | fresh or chilled fillets HS 0304.49 | 433 000 |
| 5 th | Catfish | frozen fillets HS 0304.62 | 417 000 |
| 6 th | Fish, other than species in 0302 | fresh or chilled; excluding fillets, livers and roes HS 0302.89 | 396 000 |
| 7 th | Shrimps, prawns | frozen; cold-water species HS 0306.16 | 389 000 |
| 8 th | Shrimps, prawns | frozen HS 0306.17 | 372 000 |
| 9 th | Flat fish | frozen; excluding fillets, livers and roes HS 0303.39 | 260 000 |
| 10 th | Herrings | frozen; excluding fillets, livers and roes HS 0303.51 | 233 000 |

Exports - Top 10 Products (Value)

| | | | USD |
|-----------------|----------------------------------|--------------------------------------|-----------|
| 1 st | Molluscs | frozen HS 0307.92 | 1 301 000 |
| 2 nd | Rock lobster, other sea crawfish | frozen HS 0306.11 | 448 000 |
| 3 rd | Stromboid conchs | frozen HS 0307.84 | 295 000 |
| 4 th | Lobsters | frozen HS 0306.12 | 148 000 |
| 5 th | Stromboid conchs | live, fresh or chilled HS 0307.82 | 121 000 |
| 6 th | Fish | prepared or preserved HS 1604.20 | 70 000 |

A GLOBEFISH Product

Information, Disclaimer

Sources

Established in 1984, GLOBEFISH is a multi-donor funded project in the Fisheries Division of the Food and Agriculture Organization of the United Nations (FAO), responsible for providing up-to-date market and trade information on fish and fish products.

[Visit our website](#)


[Subscribe to our newsletter](#) or [email us](#)

Recent Publications



[Globefish Highlights, 1/2021](#)

Our flagship publication, focused on prices and analysis of market trends covering a variety of major commodities. Released quarterly.



[Chinese Fish Price Report, 3/2020](#)

Comprehensive coverage of Chinese price trends, market information for commercially significant species, along with industry news and policy updates. Released quarterly.



[European Price Report, 4/2021](#)

Market and price analysis for fish and fish products in the European market. Released monthly.



This is the first edition of the GLOBEFISH Market Profiles produced for this country, and was made at the beginning of 2021.

These profiles are based on nationally reported data or information published by international agencies. As the profile is intended to reflect the most up to date information available, reporting years may vary between sections and commodities.

The designations employed and the presentation of material in this information product do not imply the expression of any opinion whatsoever on the part of FAO concerning the legal or constitutional status of any country, territory or sea area, or the delimitation of frontiers or boundaries.

The data herein presented is compiled by FAO staff at the time of its production, "as is" and "as available," and every effort is made to ensure, but not guarantee, their timeliness, accuracy and completeness. FAO assumes no responsibility for errors and omissions in the data provided. Users are, however, kindly asked to report any errors or deficiencies in this product to FAO GLOBEFISH (globefish@fao.org).

Please note

Re-exports and re-imports are not included.

The term N/A has been used to indicate that information was not found in the indicated sources. The classification of fish and fish products as either processed or unprocessed is very broad, and is intended for indicative purposes only.

[HS codes for fish and fish products](#)

International trade codes for fish and fish products in a user friendly format.



Sources and time periods:

-Fishing and aquaculture production (2018):
FAO's [Global Fishery and Aquaculture Production Statistics](#)

-Fish available for consumption (2017):
FAO's [Fishery and Aquaculture Statistics 2016](#)

-Population (2018), GDP Growth (2013-2018), GDP per Capita (2018):
IMF's [World Economic Outlook Databases](#)

-Imports, Exports and Share of Trade (2000-2018):
FAO's [Global Fishery and Aquaculture Commodities Statistics](#)

-GDP, GDP from fisheries, GDP from agriculture (2018):
World Bank's [World Development Indicators](#),
OECD's [National Accounts Statistics](#) or
UNSD's [National Accounts](#)

-Ease of doing business (2018):
World Bank's [Ease of Doing Business](#) ranking

-Length of Coastline, Exclusive Economic Zone, Exclusive Fishing Zone (2003):
UNEP's [Global Environment Outlook](#)

[GLOBEFISH](#)

Explore more market information on the GLOBEFISH website



[GLOBEFISH on ISSUU](#)

Read GLOBEFISH publications on ISSUU

