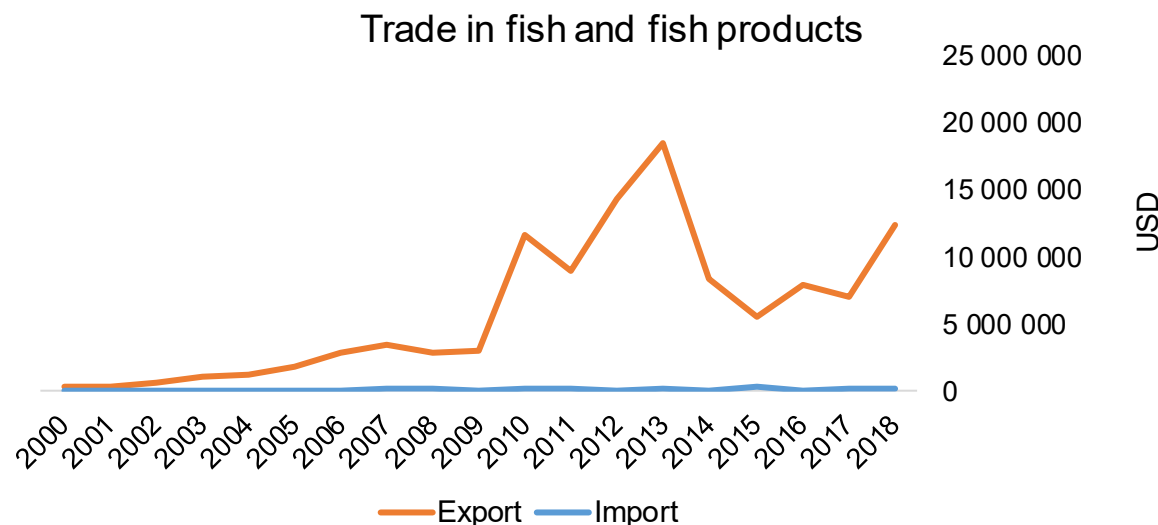




## COUNTRY BRIEF

Population	Ease of doing business rank
11 370	N/A
Length of coastline	EEZ/EFZ
N/A	N/A
Average GDP growth	GDP per capita
N/A	USD 4 001



GDP from fisheries

N/A

Fish available for consumption

48.0 kg/capita

Imports of fish and fish products - 2018

USD 250 000

Agricultural GDP from fisheries

N/A

Fisheries and aquaculture production

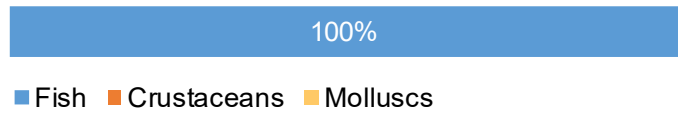
Total	12 836 tonnes
Fisheries	100%
Aquaculture	0%

Exports of fish and fish products - 2018

USD 12 370 000

## Production and Trade Breakdown

### Production by volume



### Imports by value



### Exports by value



## Production - Top 10 Species (Volume)

Rank	Species	Volume (Tonnes)
1 <sup>st</sup>	Skipjack tuna	8 997
2 <sup>nd</sup>	Yellowfin tuna	1 856
3 <sup>rd</sup>	Marine fishes nei	990
4 <sup>th</sup>	Bigeye tuna	814
5 <sup>th</sup>	Albacore	121
6 <sup>th</sup>	Blue marlin	21
7 <sup>th</sup>	Blue shark	9
8 <sup>th</sup>	Mako sharks	8
9 <sup>th</sup>	Mackerel sharks, porbeagles nei	8
10 <sup>th</sup>	Silky shark	4

## Imports - Top 10 Products (Value)

			USD
1 <sup>st</sup>	Alaska Pollack	frozen; excluding fillets, livers and roes HS 0303.67	139 000
2 <sup>nd</sup>	Fish	prepared or preserved HS 1604.20	65 000
3 <sup>rd</sup>	Fish, other than species in 1604	prepared or preserved; whole or in pieces HS 1604.19	20 000
4 <sup>th</sup>	Tunas, skipjack, bonito	prepared or preserved; whole or in pieces HS 1604.14	8 000
5 <sup>th</sup>	Mackerel	prepared or preserved; whole or in pieces HS 1604.15	7 000
6 <sup>th</sup>	Shrimps, prawns	frozen HS 0306.17	4 000
7 <sup>th</sup>	Mussels	frozen HS 0307.32	3 000
8 <sup>th</sup>	Salmon	prepared or preserved; whole or in pieces HS 1604.11	1 000
9 <sup>th</sup>	Sardines, sardinella, brisling or sprats	prepared or preserved; whole or in pieces HS 1604.13	1 000
10 <sup>th</sup>	Squid, cuttlefish	frozen HS 0307.43	1 000

## Exports - Top 10 Products (Value)

			USD
1 <sup>st</sup>	Skipjack, stripe-bellied bonito	frozen; excluding fillets, livers and roes HS 0303.43	6 500 000
2 <sup>nd</sup>	Yellowfin tunas	frozen; excluding fillets, livers and roes HS 0303.42	4 401 000
3 <sup>rd</sup>	Bigeye tunas	frozen; excluding fillets, livers and roes HS 0303.44	1 339 000
4 <sup>th</sup>	Albacore or longfinned tunas	frozen; excluding fillets, livers and roes HS 0303.41	114 000
5 <sup>th</sup>	Swordfish	frozen; excluding fillets, livers and roes HS 0303.57	9 000
6 <sup>th</sup>	Tunas	frozen; excluding fillets, livers and roes HS 0303.49	7 000

# A GLOBEFISH Product

# Information, Disclaimer


# Sources

Established in 1984, GLOBEFISH is a multi-donor funded project in the Fisheries Division of the Food and Agriculture Organization of the United Nations (FAO), responsible for providing up-to-date market and trade information on fish and fish products.

[Visit our website](#)


[Subscribe to our newsletter](#) or [email us](#)

## Recent Publications



### [Globefish Highlights, 1/2021](#)

Our flagship publication, focused on prices and analysis of market trends covering a variety of major commodities. Released quarterly.



### [Chinese Fish Price Report, 3/2020](#)

Comprehensive coverage of Chinese price trends, market information for commercially significant species, along with industry news and policy updates. Released quarterly.



### [European Price Report, 4/2021](#)

Market and price analysis for fish and fish products in the European market. Released monthly.



This is the first edition of the GLOBEFISH Market Profiles produced for this country, and was made at the beginning of 2021.

These profiles are based on nationally reported data or information published by international agencies. As the profile is intended to reflect the most up to date information available, reporting years may vary between sections and commodities.

The designations employed and the presentation of material in this information product do not imply the expression of any opinion whatsoever on the part of FAO concerning the legal or constitutional status of any country, territory or sea area, or the delimitation of frontiers or boundaries.

The data herein presented is compiled by FAO staff at the time of its production, "as is" and "as available," and every effort is made to ensure, but not guarantee, their timeliness, accuracy and completeness. FAO assumes no responsibility for errors and omissions in the data provided. Users are, however, kindly asked to report any errors or deficiencies in this product to FAO GLOBEFISH ([globefish@fao.org](mailto:globefish@fao.org)).

### **Please note**

Re-exports and re-imports are not included.

The term N/A has been used to indicate that information was not found in the indicated sources. The classification of fish and fish products as either processed or unprocessed is very broad, and is intended for indicative purposes only.

### [HS codes for fish and fish products](#)

International trade codes for fish and fish products in a user friendly format.



Sources and time periods:

-Fishing and aquaculture production (2018):  
FAO's [Global Fishery and Aquaculture Production Statistics](#)

-Fish available for consumption (2017):  
FAO's [Fishery and Aquaculture Statistics 2016](#)

-Population (2018), GDP Growth (2013-2018), GDP per Capita (2018):  
IMF's [World Economic Outlook Databases](#)

-Imports, Exports and Share of Trade (2000-2018):  
FAO's [Global Fishery and Aquaculture Commodities Statistics](#)

-GDP, GDP from fisheries, GDP from agriculture (2018):  
World Bank's [World Development Indicators](#),  
OECD's [National Accounts Statistics](#) or  
UNSD's [National Accounts](#)

-Ease of doing business (2018):  
World Bank's [Ease of Doing Business](#) ranking

-Length of Coastline, Exclusive Economic Zone, Exclusive Fishing Zone (2003):  
UNEP's [Global Environment Outlook](#)

### [GLOBEFISH](#)

Explore more market information on the GLOBEFISH website



### [GLOBEFISH on ISSUU](#)

Read GLOBEFISH publications on ISSUU

