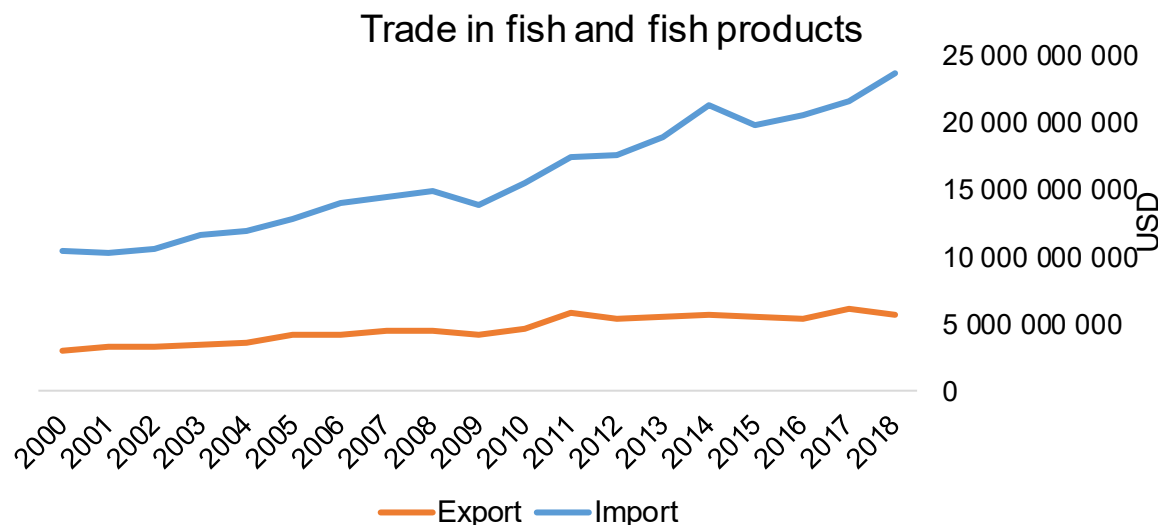




## COUNTRY BRIEF

Population	Ease of doing business rank
325 084 760	6th
Length of coastline	Exclusive economic zone
133 312 km	8 078 170 km <sup>2</sup>
Average GDP growth	GDP per capita
3.80%	USD 62 918



GDP from fisheries

N/A

Fish available for consumption

22.4 kg/capita

Imports of fish and fish products - 2018

USD 23 731 780 000

Agricultural GDP from fisheries

N/A

Fisheries and aquaculture production

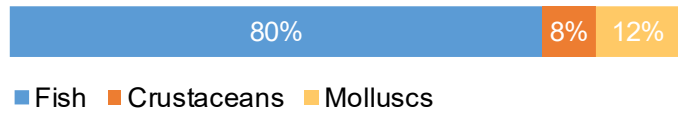
Total	5 210 540 tonnes
Fisheries	91%
Aquaculture	9%

Exports of fish and fish products - 2018


USD 5 627 944 000

## Production and Trade Breakdown

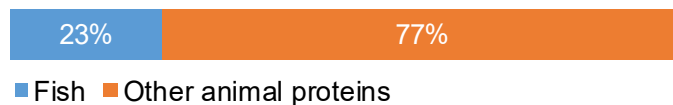
### Production by volume



### Imports by value



### Exports by value



## Production - Top 10 Species (Volume)

Rank	Species	Volume (Tonnes)
1 <sup>st</sup>	Alaska pollock	1 525 855
2 <sup>nd</sup>	Gulf menhaden	529 231
3 <sup>rd</sup>	North Pacific hake	311 439
4 <sup>th</sup>	Pacific cod	232 578
5 <sup>th</sup>	American sea scallop	218 697
6 <sup>th</sup>	Atlantic menhaden	188 168
7 <sup>th</sup>	Skipjack tuna	174 637
8 <sup>th</sup>	American cupped oyster	167 052
9 <sup>th</sup>	Channel catfish	155 416
10 <sup>th</sup>	Yellowfin sole	127 332

## Imports - Top 10 Products (Value)

			USD
1 <sup>st</sup>	Shrimps, prawns	frozen	4 844 220 000
		HS 0306.17	
2 <sup>nd</sup>	Pacific, Atlantic, Danube salmon	fresh or chilled fillets	2 038 917 000
		HS 0304.41	
3 <sup>rd</sup>	Crabs	frozen	1 231 426 000
		HS 0306.14	
4 <sup>th</sup>	Atlantic, Danube salmon	fresh or chilled; excluding fillets, livers and roes	1 168 389 000
		HS 0302.14	
5 <sup>th</sup>	Shrimps, prawns	prepared or preserved, not in airtight containers	1 054 558 000
		HS 1605.21	
6 <sup>th</sup>	Pacific, Atlantic, Danube salmon	frozen fillets	944 868 000
		HS 0304.81	
7 <sup>th</sup>	Crab	prepared or preserved	890 532 000
		HS 1605.10	
8 <sup>th</sup>	Tunas, skipjack, bonito	prepared or preserved; whole or in pieces	795 076 000
		HS 1604.14	
9 <sup>th</sup>	Fish, other than species in 0304	frozen fillets	582 175 000
		HS 0304.89	
10 <sup>th</sup>	Catfish	frozen fillets	568 563 000
		HS 0304.62	

## Exports - Top 10 Products (Value)

			USD
1 <sup>st</sup>	Lobsters	live, fresh or chilled	624 634 000
		HS 0306.32	
2 <sup>nd</sup>	meat of Alaska Pollack	frozen meat; excluding fillets, livers and roes	506 989 000
		HS 0304.94	
3 <sup>rd</sup>	Fish, other than species in 0303	frozen; excluding fillets, livers and roes	418 542 000
		HS 0303.89	
4 <sup>th</sup>	Alaska Pollack	frozen fillets	367 908 000
		HS 0304.75	
5 <sup>th</sup>	Livers, roes, milt	frozen	327 257 000
		HS 0303.91	
6 <sup>th</sup>	Sockeye salmon (red salmon)	frozen; excluding fillets, livers and roes	313 256 000
		HS 0303.11	
7 <sup>th</sup>	Pacific salmon	frozen; excluding fillets, livers and roes	255 529 000
		HS 0303.12	
8 <sup>th</sup>	Cod	frozen; excluding fillets, livers and roes	229 323 000
		HS 0303.63	
9 <sup>th</sup>	Flours, meals, pellets. Unfit for human consumption	from fish or aquatic invertebrates	201 358 000
		HS 2301.20	
10 <sup>th</sup>	Salmon	prepared or preserved; whole or in pieces	165 909 000
		HS 1604.11	

# A GLOBEFISH Product

# Information, Disclaimer

# Sources

Established in 1984, GLOBEFISH is a multi-donor funded project in the Fisheries Division of the Food and Agriculture Organization of the United Nations (FAO), responsible for providing up-to-date market and trade information on fish and fish products.

[Visit our website](#)

[Subscribe to our newsletter](#) or [email us](#)

## Recent Publications



### [Globefish Highlights, 1/2021](#)

Our flagship publication, focused on prices and analysis of market trends covering a variety of major commodities. Released quarterly.



### [Chinese Fish Price Report, 3/2020](#)

Comprehensive coverage of Chinese price trends, market information for commercially significant species, along with industry news and policy updates. Released quarterly.



### [European Price Report, 4/2021](#)

Market and price analysis for fish and fish products in the European market. Released monthly.



This is the first edition of the GLOBEFISH Market Profiles produced for this country, and was made at the beginning of 2021.

These profiles are based on nationally reported data or information published by international agencies. As the profile is intended to reflect the most up to date information available, reporting years may vary between sections and commodities.

The designations employed and the presentation of material in this information product do not imply the expression of any opinion whatsoever on the part of FAO concerning the legal or constitutional status of any country, territory or sea area, or the delimitation of frontiers or boundaries.

The data herein presented is compiled by FAO staff at the time of its production, "as is" and "as available," and every effort is made to ensure, but not guarantee, their timeliness, accuracy and completeness. FAO assumes no responsibility for errors and omissions in the data provided. Users are, however, kindly asked to report any errors or deficiencies in this product to FAO GLOBEFISH ([globefish@fao.org](mailto:globefish@fao.org)).

### Please note

Re-exports and re-imports are not included.

The term N/A has been used to indicate that information was not found in the indicated sources. The classification of fish and fish products as either processed or unprocessed is very broad, and is intended for indicative purposes only.

### [HS codes for fish and fish products](#)

International trade codes for fish and fish products in a user friendly format.



Sources and time periods:

-Fishing and aquaculture production (2018):  
FAO's [Global Fishery and Aquaculture Production Statistics](#)

-Fish available for consumption (2017):  
FAO's [Fishery and Aquaculture Statistics 2016](#)

-Population (2018), GDP Growth (2013-2018), GDP per Capita (2018):  
IMF's [World Economic Outlook Databases](#)

-Imports, Exports and Share of Trade (2000-2018):  
FAO's [Global Fishery and Aquaculture Commodities Statistics](#)

-GDP, GDP from fisheries, GDP from agriculture (2018):  
World Bank's [World Development Indicators](#),  
OECD's [National Accounts Statistics](#) or  
UNSD's [National Accounts](#)

-Ease of doing business (2018):  
World Bank's [Ease of Doing Business](#) ranking

-Length of Coastline, Exclusive Economic Zone, Exclusive Fishing Zone (2003):  
UNEP's [Global Environment Outlook](#)

### [GLOBEFISH](#)

Explore more market information on the GLOBEFISH website



### [GLOBEFISH on ISSUU](#)

Read GLOBEFISH publications on ISSUU

