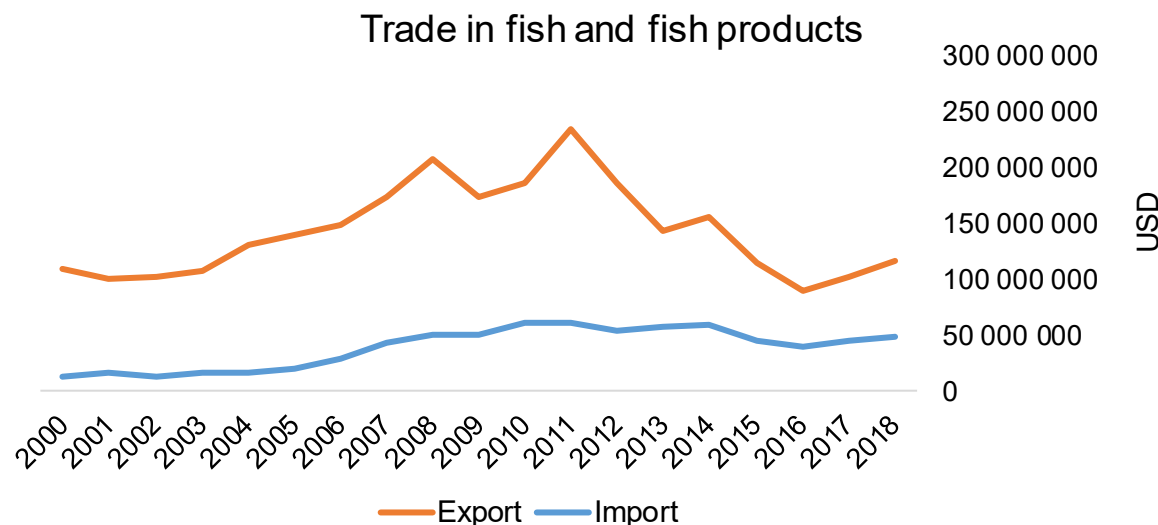




COUNTRY BRIEF

| | |
|---------------------|-----------------------------|
| Population | Ease of doing business rank |
| 3 436 640 | 114th |
| Length of coastline | Exclusive economic zone |
| 1 096 km | 110 500 km ² |
| Average GDP growth | GDP per capita |
| N/A | USD 17 278 |



GDP from fisheries

N/A

Fish available for consumption

9.2 kg/capita

Imports of fish and fish products - 2018

USD 49 092 000

Agricultural GDP from fisheries

N/A

Fisheries and aquaculture production

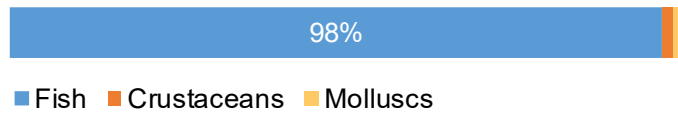
| | |
|-------------|---------------|
| Total | 68 284 tonnes |
| Fisheries | 100% |
| Aquaculture | 0% |

Exports of fish and fish products - 2018

USD 116 693 000

Production and Trade Breakdown

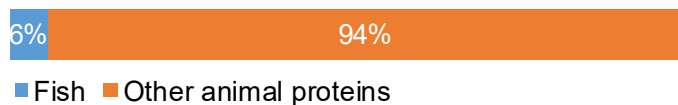
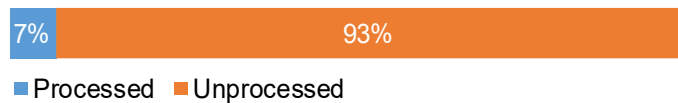
Production by volume



Imports by value



Exports by value



Production - Top 10 Species (Volume)

| Rank | Species | Volume (Tonnes) |
|------------------|-----------------------------|-----------------|
| 1 st | Whitemouth croaker | 21 359 |
| 2 nd | Argentine hake | 19 093 |
| 3 rd | Striped weakfish | 5 498 |
| 4 th | Streaked prochilod | 4 234 |
| 5 th | Argentine menhaden | 3 260 |
| 6 th | Blackbelly rosefish | 2 034 |
| 7 th | King weakfish | 1 830 |
| 8 th | Patagonian grenadier | 1 151 |
| 9 th | Southwest Atlantic red crab | 1 046 |
| 10 th | Brazilian codling | 975 |

Imports - Top 10 Products (Value)

| | | | USD |
|------------------|-------------------------------------|---|------------|
| 1 st | Tunas, skipjack, bonito | prepared or preserved; whole or in pieces HS 1604.14 | 11 573 000 |
| 2 nd | Fish, other than species in 1604 | prepared or preserved; whole or in pieces HS 1604.19 | 6 389 000 |
| 3 rd | Pacific, Atlantic, Danube salmon | fresh or chilled fillets HS 0304.41 | 6 089 000 |
| 4 th | Dogfish, other sharks | frozen; excluding fillets, livers and roes HS 0303.81 | 5 764 000 |
| 5 th | Shrimps, prawns | frozen HS 0306.17 | 3 053 000 |
| 6 th | Fish | prepared or preserved HS 1604.20 | 2 621 000 |
| 7 th | Catfish | frozen fillets HS 0304.62 | 2 082 000 |
| 8 th | Squid, cuttlefish | frozen HS 0307.43 | 1 523 000 |
| 9 th | Hake | frozen fillets HS 0304.74 | 1 157 000 |
| 10 th | Octopus | frozen HS 0307.52 | 1 037 000 |

Exports - Top 10 Products (Value)

| | | | USD |
|------------------|--|---|------------|
| 1 st | Fish, other than species in 0303 | frozen; excluding fillets, livers and roes HS 0303.89 | 61 066 000 |
| 2 nd | Hake | frozen; excluding fillets, livers and roes HS 0303.66 | 18 897 000 |
| 3 rd | Toothfish | frozen; excluding fillets, livers and roes HS 0303.83 | 11 893 000 |
| 4 th | Dogfish, other sharks | frozen; excluding fillets, livers and roes HS 0303.81 | 10 259 000 |
| 5 th | Dogfish, other sharks, rays, skates | frozen fillets HS 0304.88 | 3 593 000 |
| 6 th | Crabs | frozen HS 0306.14 | 3 457 000 |
| 7 th | Caviar | prepared from fish eggs HS 1604.31 | 1 862 000 |
| 8 th | Squid, cuttlefish | frozen HS 0307.43 | 1 409 000 |
| 9 th | Fish | prepared or preserved HS 1604.20 | 1 044 000 |
| 10 th | Fish | fresh or chilled; excluding fillets, livers and roes HS 0302.59 | 992 000 |

A GLOBEFISH Product

Information, Disclaimer


Sources

Established in 1984, GLOBEFISH is a multi-donor funded project in the Fisheries Division of the Food and Agriculture Organization of the United Nations (FAO), responsible for providing up-to-date market and trade information on fish and fish products.

[Visit our website](#)


[Subscribe to our newsletter](#) or [email us](#)

Recent Publications



[Globefish Highlights, 1/2021](#)

Our flagship publication, focused on prices and analysis of market trends covering a variety of major commodities. Released quarterly.



[Chinese Fish Price Report, 3/2020](#)

Comprehensive coverage of Chinese price trends, market information for commercially significant species, along with industry news and policy updates. Released quarterly.



[European Price Report, 4/2021](#)

Market and price analysis for fish and fish products in the European market. Released monthly.



This is the first edition of the GLOBEFISH Market Profiles produced for this country, and was made at the beginning of 2021.

These profiles are based on nationally reported data or information published by international agencies. As the profile is intended to reflect the most up to date information available, reporting years may vary between sections and commodities.

The designations employed and the presentation of material in this information product do not imply the expression of any opinion whatsoever on the part of FAO concerning the legal or constitutional status of any country, territory or sea area, or the delimitation of frontiers or boundaries.

The data herein presented is compiled by FAO staff at the time of its production, "as is" and "as available," and every effort is made to ensure, but not guarantee, their timeliness, accuracy and completeness. FAO assumes no responsibility for errors and omissions in the data provided. Users are, however, kindly asked to report any errors or deficiencies in this product to FAO GLOBEFISH (globefish@fao.org).

Please note

Re-exports and re-imports are not included.

The term N/A has been used to indicate that information was not found in the indicated sources. The classification of fish and fish products as either processed or unprocessed is very broad, and is intended for indicative purposes only.

[HS codes for fish and fish products](#)

International trade codes for fish and fish products in a user friendly format.



Sources and time periods:

-Fishing and aquaculture production (2018):
FAO's [Global Fishery and Aquaculture Production Statistics](#)

-Fish available for consumption (2017):
FAO's [Fishery and Aquaculture Statistics 2016](#)

-Population (2018), GDP Growth (2013-2018), GDP per Capita (2018):
IMF's [World Economic Outlook Databases](#)

-Imports, Exports and Share of Trade (2000-2018):
FAO's [Global Fishery and Aquaculture Commodities Statistics](#)

-GDP, GDP from fisheries, GDP from agriculture (2018):
World Bank's [World Development Indicators](#),
OECD's [National Accounts Statistics](#) or
UNSD's [National Accounts](#)

-Ease of doing business (2018):
World Bank's [Ease of Doing Business](#) ranking

-Length of Coastline, Exclusive Economic Zone, Exclusive Fishing Zone (2003):
UNEP's [Global Environment Outlook](#)

[GLOBEFISH](#)

Explore more market information on the GLOBEFISH website



[GLOBEFISH on ISSUU](#)

Read GLOBEFISH publications on ISSUU

