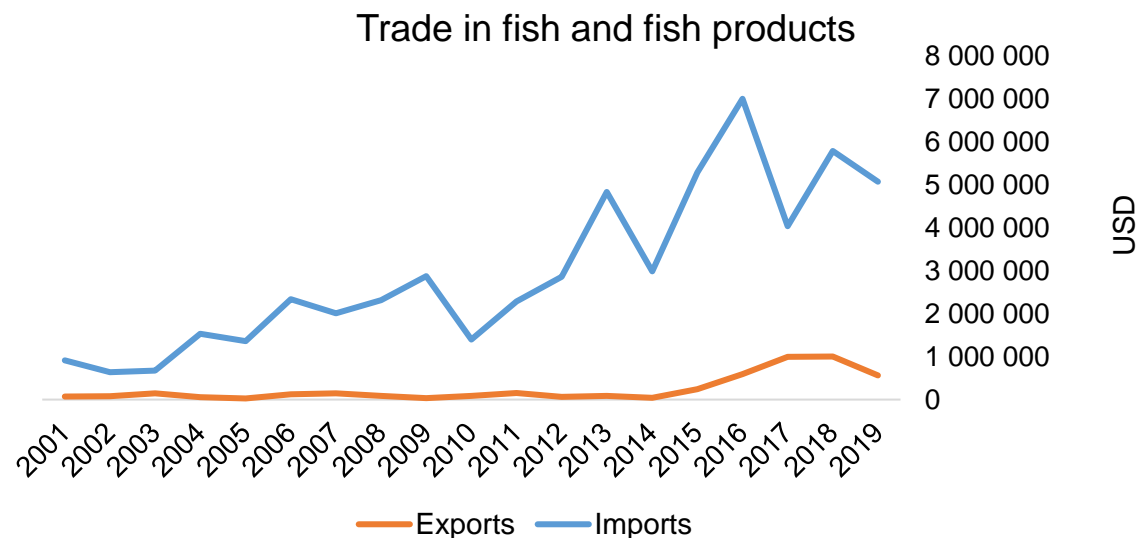




COUNTRY BRIEF

Population	Ease of doing business rank
974 000	119th
Length of coastline	Exclusive economic zone
443 km	2 488 km ²
Average GDP growth	GDP per capita
N/A	USD 3 252



GDP from fisheries

N/A

Fish available for consumption

3.7 kg/capita

Imports of fish and fish products - 2019

USD 5 067 070

Agricultural GDP from fisheries

N/A

Fisheries and aquaculture production

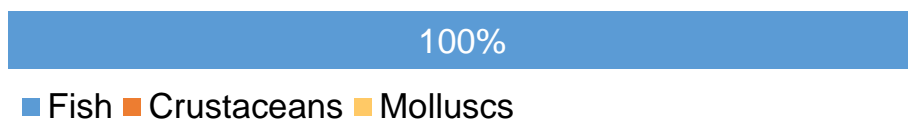
Total	2 272 tonnes
Fisheries	100%
Aquaculture	0%

Exports of fish and fish products - 2019

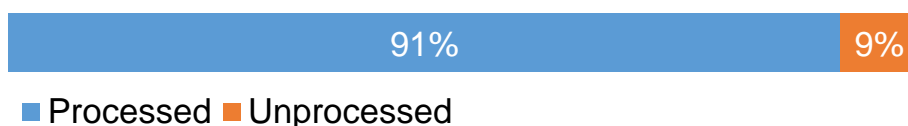
USD 564 050

Production and Trade Breakdown

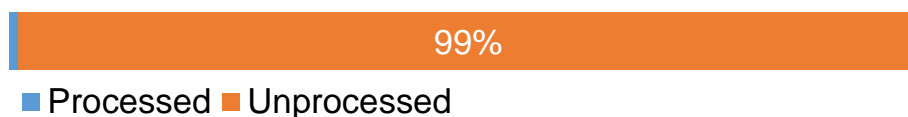
Production by volume



Imports by value



Exports by value



Production - Top 10 Species (Volume)

Rank	Species	Volume (Tonnes)
1 st	Narrow-barred Spanish mackerel	321
2 nd	Bigeye trevally	245
3 rd	Kawakawa	184
4 th	Requiem sharks nei	142
5 th	Orangespotted trevally	136
6 th	Longtail tuna	116
7 th	Pickhandle barracuda	96
8 th	Barracudas nei	87
9 th	Sky emperor	82
10 th	Lethrinus spp	79

Imports - Top 10 Products (Value)

			USD
1 st	Tunas, skipjack, bonito	prepared or preserved; whole or in pieces HS 1604.14	4 154 920
2 nd	Fish, other than species in 0303	frozen; excluding fillets, livers and roes HS 0303.89	171 270
3 rd	Shrimps, prawns	frozen HS 0306.17	126 040
4 th	Fish, other than species in 1604	prepared or preserved; whole or in pieces HS 1604.19	120 440
5 th	Shrimps, prawns	prepared or preserved, in airtight containers HS 1605.29	93 270
6 th	Pacific, Atlantic, Danube salmon	smoked, including fillets HS 0305.41	63 250
7 th	Fish	prepared or preserved HS 1604.20	49 820
8 th	Squid, cuttlefish	frozen HS 0307.43	35 610
9 th	Sardines, sardinella, brisling or sprats	prepared or preserved; whole or in pieces HS 1604.13	29 740
10 th	Salmon	prepared or preserved; whole or in pieces HS 1604.11	26 280

Exports - Top 10 Products (Value)

			USD
1 st	Non-freshwater ornamental fish	live HS 0301.19	508 910
2 nd	Freshwater ornamental fish	live HS 0301.11	16 680
3 rd	Shrimps, prawns	frozen HS 0306.17	10 430
4 th	Fish	live HS 0301.99	7 290
5 th	Crabs	live, fresh or chilled HS 0306.33	6 540
6 th	Sea cucumbers	dried, smoked, salted or in brine or smoked HS 0308.19	5 930
7 th	Crabs	frozen HS 0306.14	3 660
8 th	Fish, other than species in 0303	frozen; excluding fillets, livers and roes HS 0303.89	3 020
9 th	Molluscs	live, fresh or chilled HS 0307.91	1 350
10 th	Aquatic invertebrates, other than species in 03	includes derivative flours, meals, pellets HS 0308.90	240

Established in 1984, GLOBEFISH is a multi-donor funded project in the Fisheries Division of the Food and Agriculture Organization of the United Nations (FAO), responsible for providing up-to-date market and trade information on fish and fish products.

[Visit our website](#)

[Subscribe to our newsletter](#) or [email us](#)

Recent Publications



[Globefish Highlights](#)

Our flagship publication, focused on prices and analysis of market trends covering a variety of major commodities. Released quarterly.



[Chinese Fish Price Report](#)

Comprehensive coverage of Chinese price trends, market information for commercially significant species, along with industry news and policy updates. Released quarterly.



[European Price Report](#)

Market and price analysis for fish and fish products in the European market. Released monthly.



This is the second edition of the GLOBEFISH Market Profiles produced for this country, and was made at the beginning of 2022.

These profiles are based on nationally reported data or information published by international agencies. As the profile is intended to reflect the most up to date information available, reporting years may vary between sections and commodities.

The designations employed and the presentation of material in this information product do not imply the expression of any opinion whatsoever on the part of FAO concerning the legal or constitutional status of any country, territory or sea area, or the delimitation of frontiers or boundaries.

The data herein presented is compiled by FAO staff at the time of its production, "as is" and "as available", and every effort is made to ensure, but not guarantee, their timeliness, accuracy and completeness. FAO assumes no responsibility for errors and omissions in the data provided. Users are, however, kindly asked to report any errors or deficiencies in this product to FAO GLOBEFISH (globefish@fao.org).

Please note

Re-exports and re-imports are not included. The term N/A has been used to indicate that information was not found in the indicated sources. The classification of fish and fish products as either processed or unprocessed is very broad, and is intended for indicative purposes only.

[HS codes for fish and fish products](#)

International trade codes for fish and fish products in a user friendly format.



Sources and time periods:

-Fishing and aquaculture production (2019):
FAO's [Global Fishery and Aquaculture Production Statistics](#)

-Fish available for consumption (2017):
FAO's [Fishery and Aquaculture Statistics 2019](#)

-Population (2019), GDP Growth (2015-2019), GDP per Capita (2019):
IMF's [World Economic Outlook Databases](#)

-Imports, Exports and Share of Trade (2000-2019):
FAO's [Global Fishery and Aquaculture Commodities Statistics](#)

-GDP, GDP from fisheries, GDP from agriculture (2019):
World Bank's [World Development Indicators](#),
OECD's [National Accounts Statistics](#) or
UNSD's [National Accounts](#)

-Ease of doing business (2019):
World Bank's [Ease of Doing Business](#) ranking

-Length of Coastline, Exclusive Economic Zone, Exclusive Fishing Zone (2003):
UNEP's [Global Environment Outlook](#)

[GLOBEFISH](#)

Explore more market information on the GLOBEFISH website



[GLOBEFISH on ISSUU](#)

Read GLOBEFISH publications on ISSUU

