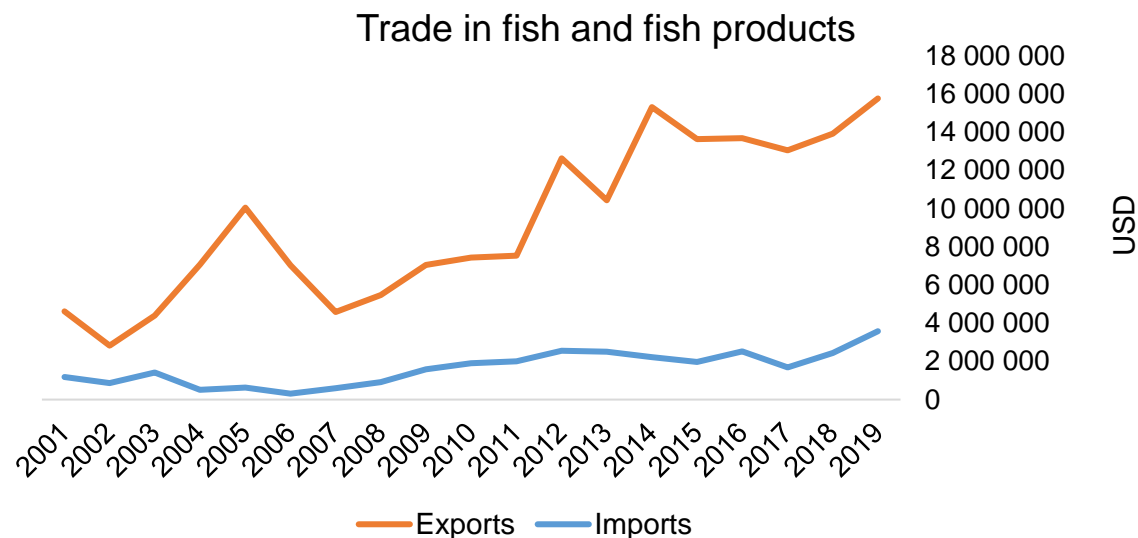




## COUNTRY BRIEF

Population	Ease of doing business rank
13 627 000	154th
Length of coastline	Exclusive economic zone
1 615 km	96 973 km <sup>2</sup>
Average GDP growth	GDP per capita
17.21%	USD 1 058



GDP from fisheries

N/A

Fish available for consumption

10.6 kg/capita

Imports of fish and fish products - 2019

USD 3 586 390

Agricultural GDP from fisheries

N/A

Fisheries and aquaculture production

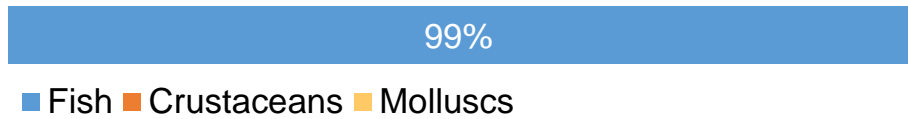
Total	360 646 tonnes
Fisheries	100%
Aquaculture	0%

Exports of fish and fish products - 2019

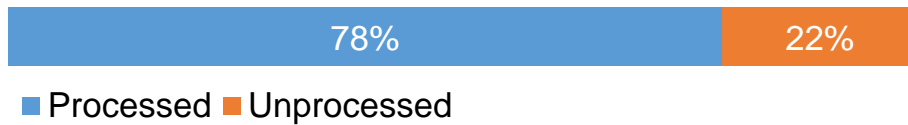
USD 15 755 150

## Production and Trade Breakdown

### Production by volume



### Imports by value



### Exports by value



## Production - Top 10 Species (Volume)

Rank	Species	Volume (Tonnes)
1 <sup>st</sup>	Bonga shad	85 454
2 <sup>nd</sup>	Sea catfishes nei	70 488
3 <sup>rd</sup>	Freshwater fishes nei	51 740
4 <sup>th</sup>	Royal threadfin	37 855
5 <sup>th</sup>	Sardinellas nei	36 589
6 <sup>th</sup>	Carangids nei	23 568
7 <sup>th</sup>	Mullets nei	8 557
8 <sup>th</sup>	Bobo croaker	8 544
9 <sup>th</sup>	Croakers, drums nei	6 985
10 <sup>th</sup>	Jacks, crevalles nei	5 842

## Imports - Top 10 Products (Value)

			USD
1 <sup>st</sup>	Sardines, sardinella, brisling or sprats	prepared or preserved; whole or in pieces HS 1604.13	1 887 990
2 <sup>nd</sup>	Tunas, skipjack, bonito	prepared or preserved; whole or in pieces HS 1604.14	350 000
3 <sup>rd</sup>	Crustaceans, other than species in 0306	dried, smoked, salted or in brine, flours, meals, pellets HS 0306.99	345 990
4 <sup>th</sup>	Flat fish	frozen; excluding fillets, livers and roes HS 0303.39	272 410
5 <sup>th</sup>	Jack, horse mackerel	frozen; excluding fillets, livers and roes HS 0303.55	186 560
6 <sup>th</sup>	Sardines, sardinella, brisling or sprats	frozen; excluding fillets, livers and roes HS 0303.53	160 110
7 <sup>th</sup>	Fish, other than species in 0303	frozen; excluding fillets, livers and roes HS 0303.89	117 110
8 <sup>th</sup>	Fish, other than species in 1604	prepared or preserved; whole or in pieces HS 1604.19	115 040
9 <sup>th</sup>	Fish	prepared or preserved HS 1604.20	31 400
10 <sup>th</sup>	Pacific, Atlantic, Danube salmon	smoked, including fillets HS 0305.41	30 130

## Exports - Top 10 Products (Value)

			USD
1 <sup>st</sup>	Flat fish	frozen; excluding fillets, livers and roes HS 0303.39	4 592 830
2 <sup>nd</sup>	Salmonidae	fresh or chilled; excluding fillets, livers and roes HS 0302.19	3 200 000
3 <sup>rd</sup>	Tunas	frozen; excluding fillets, livers and roes HS 0303.49	2 601 080
4 <sup>th</sup>	Salmonidae	frozen; excluding fillets, livers and roes HS 0303.19	1 600 000
5 <sup>th</sup>	Fish heads, tails, maws	dried, smoked, salted or in brine HS 0305.72	826 310
6 <sup>th</sup>	Fish, other than species in 0303	frozen; excluding fillets, livers and roes HS 0303.89	577 610
7 <sup>th</sup>	Fish, other than species in 0302	fresh or chilled; excluding fillets, livers and roes HS 0302.89	380 280
8 <sup>th</sup>	Sole	frozen; excluding fillets, livers and roes HS 0303.33	356 420
9 <sup>th</sup>	Shrimps, prawns	frozen HS 0306.17	314 890
10 <sup>th</sup>	Fish, other than species in 0305.4	smoked, including fillets HS 0305.49	216 220

Established in 1984, GLOBEFISH is a multi-donor funded project in the Fisheries Division of the Food and Agriculture Organization of the United Nations (FAO), responsible for providing up-to-date market and trade information on fish and fish products.

[Visit our website](#)

[Subscribe to our newsletter](#) or [email us](#)

## Recent Publications



### [Globefish Highlights](#)

Our flagship publication, focused on prices and analysis of market trends covering a variety of major commodities. Released quarterly.



### [Chinese Fish Price Report](#)

Comprehensive coverage of Chinese price trends, market information for commercially significant species, along with industry news and policy updates. Released quarterly.



### [European Price Report](#)

Market and price analysis for fish and fish products in the European market. Released monthly.



This is the second edition of the GLOBEFISH Market Profiles produced for this country, and was made at the beginning of 2022.

These profiles are based on nationally reported data or information published by international agencies. As the profile is intended to reflect the most up to date information available, reporting years may vary between sections and commodities.

The designations employed and the presentation of material in this information product do not imply the expression of any opinion whatsoever on the part of FAO concerning the legal or constitutional status of any country, territory or sea area, or the delimitation of frontiers or boundaries.

The data herein presented is compiled by FAO staff at the time of its production, "as is" and "as available", and every effort is made to ensure, but not guarantee, their timeliness, accuracy and completeness. FAO assumes no responsibility for errors and omissions in the data provided. Users are, however, kindly asked to report any errors or deficiencies in this product to FAO GLOBEFISH ([globefish@fao.org](mailto:globefish@fao.org)).

### **Please note**

Re-exports and re-imports are not included.

The term N/A has been used to indicate that information was not found in the indicated sources. The classification of fish and fish products as either processed or unprocessed is very broad, and is intended for indicative purposes only.

### [HS codes for fish and fish products](#)

International trade codes for fish and fish products in a user friendly format.



Sources and time periods:

-Fishing and aquaculture production (2019):  
FAO's [Global Fishery and Aquaculture Production Statistics](#)

-Fish available for consumption (2017):  
FAO's [Fishery and Aquaculture Statistics 2019](#)

-Population (2019), GDP Growth (2015-2019), GDP per Capita (2019):  
IMF's [World Economic Outlook Databases](#)

-Imports, Exports and Share of Trade (2000-2019):  
FAO's [Global Fishery and Aquaculture Commodities Statistics](#)

-GDP, GDP from fisheries, GDP from agriculture (2019):  
World Bank's [World Development Indicators](#),  
OECD's [National Accounts Statistics](#) or  
UNSD's [National Accounts](#)

-Ease of doing business (2019):  
World Bank's [Ease of Doing Business](#) ranking

-Length of Coastline, Exclusive Economic Zone, Exclusive Fishing Zone (2003):  
UNEP's [Global Environment Outlook](#)

### [GLOBEFISH](#)

Explore more market information on the GLOBEFISH website



### [GLOBEFISH on ISSUU](#)

Read GLOBEFISH publications on ISSUU

