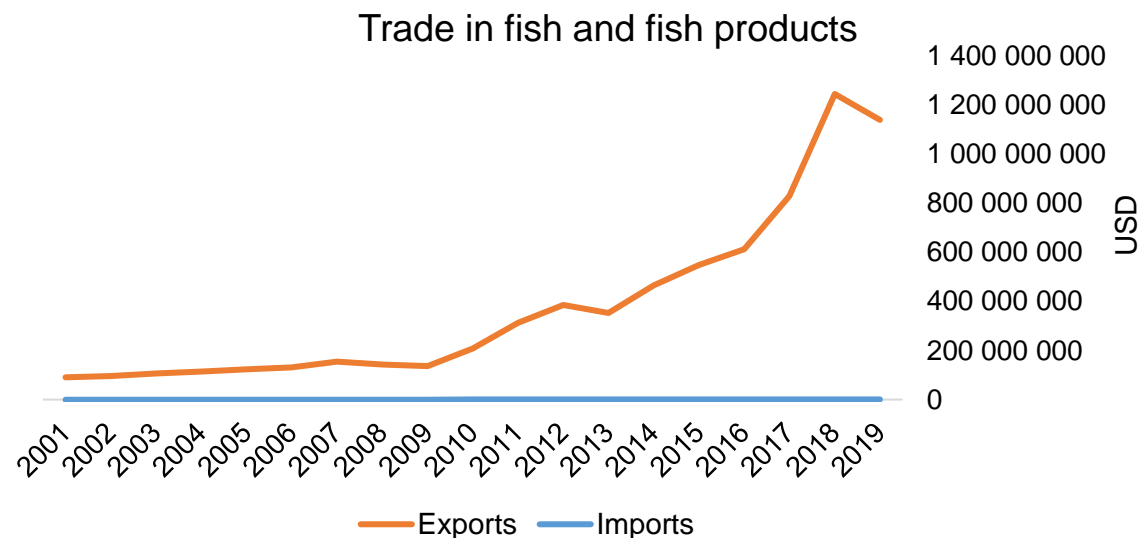




## COUNTRY BRIEF

Population	Ease of doing business rank
4 058 000	153rd
Length of coastline	Exclusive economic zone
1 268 km	141 334 km <sup>2</sup>
Average GDP growth	GDP per capita
9.67%	USD 1 743



GDP from fisheries

7.62%

Fish available for consumption

9.2 kg/capita

Imports of fish and fish products - 2019

USD 661 100

Agricultural GDP from fisheries

35.15%

Fisheries and aquaculture production

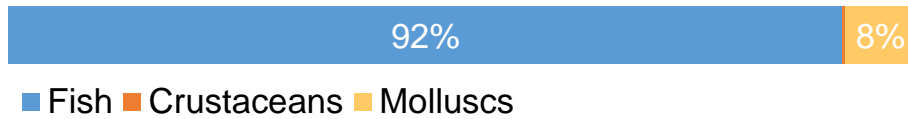
Total	720 854 tonnes
Fisheries	100%
Aquaculture	0%

Exports of fish and fish products - 2019

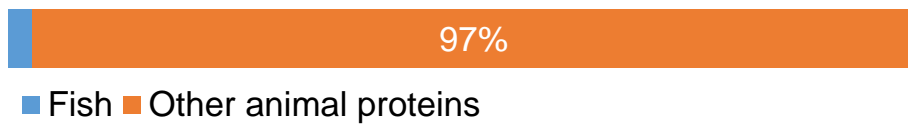

USD 1 139 027 230

## Production and Trade Breakdown

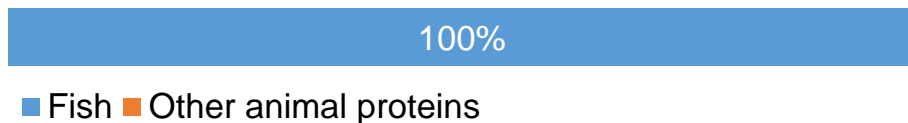
### Production by volume



### Imports by value



### Exports by value



## Production - Top 10 Species (Volume)

Rank	Species	Volume (Tonnes)
1 <sup>st</sup>	Sardinellas nei	245 620
2 <sup>nd</sup>	European pilchard (Sardine)	234 630
3 <sup>rd</sup>	Octopuses, etc. nei	41 506
4 <sup>th</sup>	Leaping African mullet	22 890
5 <sup>th</sup>	Bonga shad	21 790
6 <sup>th</sup>	Pelagic fishes nei	20 381
7 <sup>th</sup>	Marine fishes nei	19 421
8 <sup>th</sup>	Freshwater fishes nei	15 000
9 <sup>th</sup>	Atlantic chub mackerel	13 710
10 <sup>th</sup>	Jack and horse mackerels nei	9 950

## Imports - Top 10 Products (Value)

			USD
1 <sup>st</sup>	Sardines, sardinella, brisling or sprats	prepared or preserved; whole or in pieces HS 1604.13	404 670
2 <sup>nd</sup>	Tunas, skipjack, bonito	prepared or preserved; whole or in pieces HS 1604.14	109 760
3 <sup>rd</sup>	Seabream	fresh or chilled; excluding fillets, livers and roes HS 0302.85	83 210
4 <sup>th</sup>	Shrimps, prawns	dried, smoked, salted or in brine HS 0306.95	16 940
5 <sup>th</sup>	Atlantic, Pacific bluefin tunas	frozen; excluding fillets, livers and roes HS 0303.45	14 500
6 <sup>th</sup>	Shrimps, prawns	frozen HS 0306.17	9 420
7 <sup>th</sup>	Shrimps, prawns	prepared or preserved, not in airtight containers HS 1605.21	8 390
8 <sup>th</sup>	Salmonidae	fresh or chilled; excluding fillets, livers and roes HS 0302.19	7 540
9 <sup>th</sup>	Tunas	fresh or chilled; excluding fillets, livers and roes HS 0302.39	3 230
10 <sup>th</sup>	Crabs	dried, smoked, salted or in brine HS 0306.93	1 390

## Exports - Top 10 Products (Value)


			USD
1 <sup>st</sup>	Octopus	frozen HS 0307.52	459 506 430
2 <sup>nd</sup>	Fish, other than species in 0303	frozen; excluding fillets, livers and roes HS 0303.89	384 165 750
3 <sup>rd</sup>	Flours, meals, pellets. Unfit for human consumption	from fish or aquatic invertebrates HS 2301.20	134 546 390
4 <sup>th</sup>	Fish-liver oils and fractions thereof	not chemically modified HS 1504.10	40 210 100
5 <sup>th</sup>	Squid, cuttlefish	frozen HS 0307.43	28 374 590
6 <sup>th</sup>	Squid, cuttlefish	dried, smoked, salted or in brine HS 0307.49	28 041 840
7 <sup>th</sup>	Fish, other than species in 0302	fresh or chilled; excluding fillets, livers and roes HS 0302.89	12 136 130
8 <sup>th</sup>	Sardines, sardinella, brisling or sprats	frozen; excluding fillets, livers and roes HS 0303.53	9 028 850
9 <sup>th</sup>	Shrimps, prawns	dried, smoked, salted or in brine HS 0306.95	7 798 880
10 <sup>th</sup>	Fish	prepared or preserved HS 1604.20	5 275 070

Established in 1984, GLOBEFISH is a multi-donor funded project in the Fisheries Division of the Food and Agriculture Organization of the United Nations (FAO), responsible for providing up-to-date market and trade information on fish and fish products.

[Visit our website](#)

[Subscribe to our newsletter](#) or [email us](#)

## Recent Publications



### [Globefish Highlights](#)

Our flagship publication, focused on prices and analysis of market trends covering a variety of major commodities. Released quarterly.



### [Chinese Fish Price Report](#)

Comprehensive coverage of Chinese price trends, market information for commercially significant species, along with industry news and policy updates. Released quarterly.



### [European Price Report](#)

Market and price analysis for fish and fish products in the European market. Released monthly.



This is the second edition of the GLOBEFISH Market Profiles produced for this country, and was made at the beginning of 2022.

These profiles are based on nationally reported data or information published by international agencies. As the profile is intended to reflect the most up to date information available, reporting years may vary between sections and commodities.

The designations employed and the presentation of material in this information product do not imply the expression of any opinion whatsoever on the part of FAO concerning the legal or constitutional status of any country, territory or sea area, or the delimitation of frontiers or boundaries.

The data herein presented is compiled by FAO staff at the time of its production, "as is" and "as available", and every effort is made to ensure, but not guarantee, their timeliness, accuracy and completeness. FAO assumes no responsibility for errors and omissions in the data provided. Users are, however, kindly asked to report any errors or deficiencies in this product to FAO GLOBEFISH ([globefish@fao.org](mailto:globefish@fao.org)).

### **Please note**

Re-exports and re-imports are not included.

The term N/A has been used to indicate that information was not found in the indicated sources. The classification of fish and fish products as either processed or unprocessed is very broad, and is intended for indicative purposes only.

### [HS codes for fish and fish products](#)

International trade codes for fish and fish products in a user friendly format.



Sources and time periods:

-Fishing and aquaculture production (2019):  
FAO's [Global Fishery and Aquaculture Production Statistics](#)

-Fish available for consumption (2017):  
FAO's [Fishery and Aquaculture Statistics 2019](#)

-Population (2019), GDP Growth (2015-2019), GDP per Capita (2019):  
IMF's [World Economic Outlook Databases](#)

-Imports, Exports and Share of Trade (2000-2019):  
FAO's [Global Fishery and Aquaculture Commodities Statistics](#)

-GDP, GDP from fisheries, GDP from agriculture (2019):  
World Bank's [World Development Indicators](#),  
OECD's [National Accounts Statistics](#) or  
UNSD's [National Accounts](#)

-Ease of doing business (2019):  
World Bank's [Ease of Doing Business](#) ranking

-Length of Coastline, Exclusive Economic Zone, Exclusive Fishing Zone (2003):  
UNEP's [Global Environment Outlook](#)

### [GLOBEFISH](#)

Explore more market information on the GLOBEFISH website



### [GLOBEFISH on ISSUU](#)

Read GLOBEFISH publications on ISSUU

