



Food and Agriculture
Organization of the
United Nations

EUROPEAN PRICE REPORT



Latest trends

Inflation in France reached 5.2 percent in May 2022 year-on-year according to the French statistics institution (INSEE). This is the first time inflation has been greater than 5 percent since September 1985. This follows 4.8 percent inflation in April, 4.5 percent in March and 3.6 percent in February. Increased cost of energy is again the main contributor to this upward trend, at 28 percent higher year-on-year in May 2022. The food inflation rate was at 4.2 percent compared with 3.8 percent in April. According to the EU commission's Spring forecast, inflation in the Euro area in April 2022 was at 7.5 percent year-on-year, the highest rate in the history of the monetary union. These rising costs are continuing to affect purchasing power, and overall food consumption in France decreased by -1.1 percent in April compared with March. Consumers are now looking for cheaper alternatives to everyday staples, and discount supermarkets are gaining market share throughout Europe, now accounting for 12 percent of the market in France and forecast to approach 20 percent in the UK within the next 18 months.

GROUND FISH

The Ukraine conflict is impacting the groundfish market, even though Russian Alaska pollack from the Far East has so far been excluded from EU trade sanctions. Over the past years, some Russian vessels have landed their catch in fishing ports in northern Norway, and Norwegian authorities have said they have no plans to ban Russian fish landings in Norway. Some Norwegian processing plants have come to rely on these landings for their supplies of raw material although the volume is rather limited. During the first two months of 2022, Russian vessels landed 1 300 tonnes of cod in Norwegian ports.

June 2022
06/2022

Index for prices

Groundfish	8
Flatfish	10
Tuna	11
Small Pelagics	11
Cephalopods	12
Crustaceans	14
Bivalves	15
Salmon	16
Trout	17
Freshwater fish	17
Non Traditional Species	17
Seabass-Seabream-Meagre	18

The **European Fish Price Report**, based on information supplied by industry correspondents, aims to provide guidance on broad price trends. Price information is indicative and should be used only for forecasting medium- and long-term trends. FAO is not responsible for any errors or omissions.

GROUND FISH (cont.)

Groundfish quotas are generally lower in 2022 compared with 2021, especially for cod, which will be in tight supply. As a result, groundfish prices are increasing strongly all across the continent.

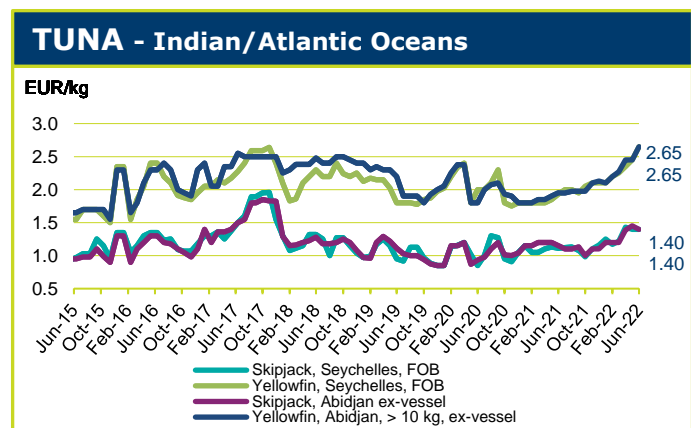
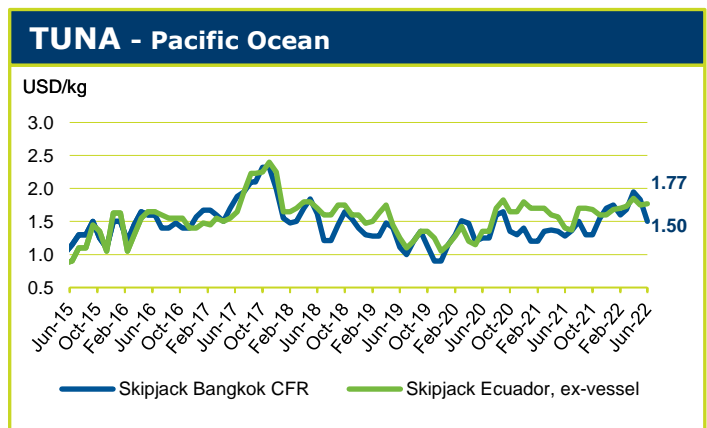
TUNA - BILLFISHES

Skipjack prices have continued to decline from the record levels reached in April 2022. However, yellowfin tuna remains in short supply in all major fishing areas, leading to higher prices.

Fishing in the Western and Central Pacific (WCP) has slowed to a moderate pace. Despite this, there has been a sharp drop in skipjack prices on the Bangkok market. This is due to the large number of incoming carriers to Thailand following the good fishing last month. The 3-month FAD-closure will commence on 1 July.

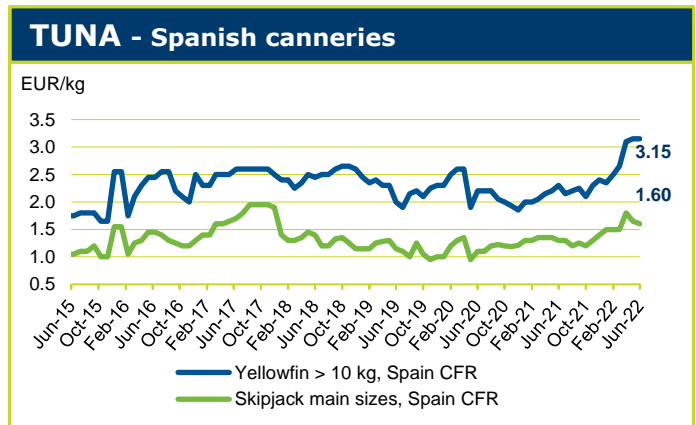
Catches in the Indian Ocean remain at the low-to-moderate level and fishing effort is limited with nearly half of the Spanish fleet tied up due to high fuel prices and concerns about the yellowfin quota. The French fleet, while still fishing, is avoiding targeting yellowfin and daily catches of the species have declined. Skipjack prices remain stable, while yellowfin prices continue to increase due to the shortage.

Fishing in the Atlantic Ocean has worsened to poor. Raw material inventories at local canneries are sufficient for now, however. Despite the poor fishing, skipjack prices have decreased, presumably being influenced by the Bangkok market trend. On the other hand, yellowfin prices have increased, again due to shortages.



Fishing in the Eastern Pacific Ocean remains moderate-to-good. Both skipjack and yellowfin prices remain stable. The gap in skipjack prices in Manta compared with Bangkok is USD 255 per tonne currently. The first 72-day Inter-American Tropical Tuna Commission (IATTC) 'veda' will commence on 29 July.

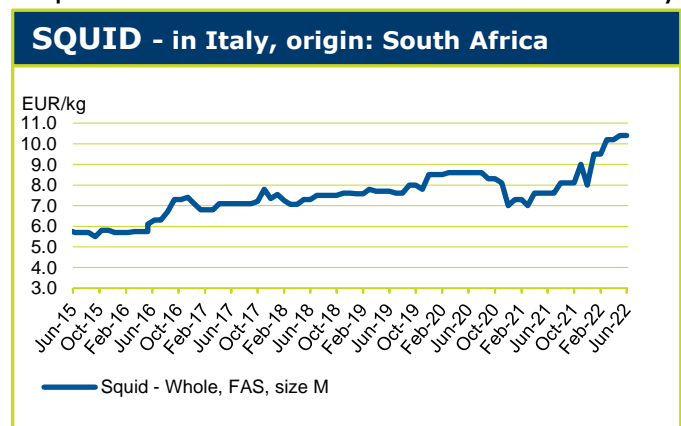
European prices for skipjack continue to fall while yellowfin prices remain stable. In line with the round fish price, the indicative price for cooked, single cleaned skipjack loins has fallen.



CEPHALOPODS

The summer holidays in Europe tend to see stronger demand for cephalopods due to the seasonal restaurant trade. The Argentine squid season had a slow start in January and February 2022, partly due to bad weather that forced the fleet to stay in port for several weeks. The combination of these two factors should lead to higher squid prices in Europe. On the other hand, octopus catches and supply have been good in the opening months of the year, and octopus prices are finally trending downward from the extremely high levels reached at the end of 2021.

The squid season in South Africa opens on 1 July. There have been no further sales as everyone is sold out.



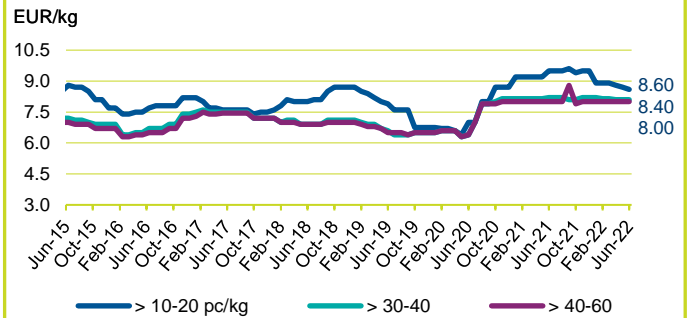
CRUSTACEANS

The resumption of the restaurant and catering trade has increased overall demand for raw and processed shrimp throughout the continent and imports increased in the first months of 2022. Supplies have been ample, especially from Ecuador, and combined with good coldstorage holdings this is pushing prices downwards.

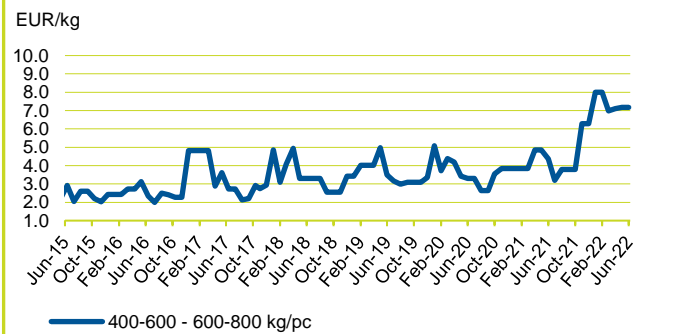
The new Argentine shrimp fisheries is about to reopen although in Europe some supplies from the 2021 campaign are still available. This is translating into downward pressure on prices, especially in the larger size category.

Crab and lobster sales are benefiting from the reopening of full-service restaurants and the removal of vaccination certificate requirements for dining. Price tension remains due to lower supply before the full fishing season gets underway.

ARGENTINA RED SHRIMP - origin:



CRAB - in France, origin: Europe

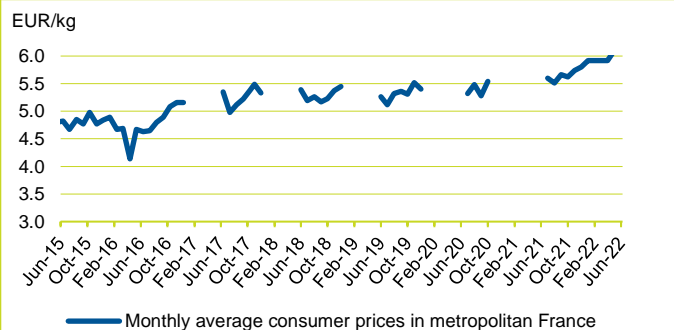


BIVALVES

Some bouchot mussels are again present on the French market in addition to rope mussels from France, Italy and Spain. Mussel prices are stable, despite the high inflation in France.

In Italy the fishers strike which lasted for three weeks, led to shortage in the clam market. Prices increased strongly, but demand continues high, due to the start of the tourist season.

MUSSEL BOUCHOT - in France



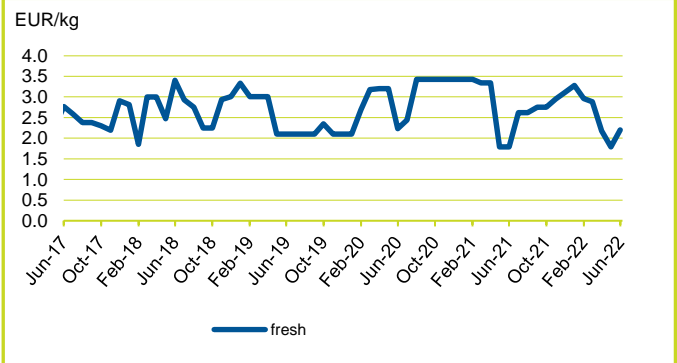
SMALL PELAGICS

The conflict in Ukraine has disrupted the market for small pelagics. The Russian Federation is a major producer, market and trader, while Ukraine is an important market, especially for capelin. The Russian Federation has already had to rely more on domestic landings since trade was restricted following the 2014 invasion of the Crimea.

There is concern among the coastal nations in Europe about the quotas for small pelagics in 2022. While the relevant countries claim to agree on the scientific limits for 2022, they have not agreed on the country allocations.

Even before talks got under way, some countries set their own quotas for 2022. The United Kingdom of Great Britain and Northern Ireland set quotas for mackerel (209 217 tonnes), Atlanto-Scandian herring (11 690 tonnes) and blue whiting (58 393 tonnes). The European Union set quotas for mackerel (108 067 tonnes) and Atlanto-Scandian herring (19 095 tonnes). Norway set quotas for Atlanto-Scandian herring (454 927 tonnes) and blue whiting (200 230 tonnes).

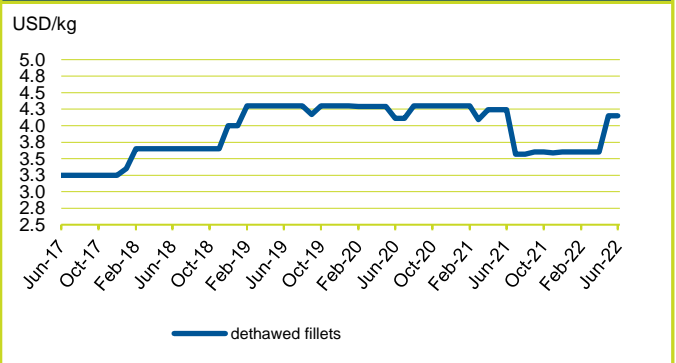
Mackerel - in Italy, origin: France



FRESHWATER

The shift in consumer preferences towards lower priced products is positive for the pangasius market in the European Union. Consumers are returning to pangasius, seen as a cheaper alternative to other whitefish species. In the first four months of 2022, imports of pangasius fillets into Spain increased by 58 percent in value terms over the same period of 2021. This was due to a growth of quantities imported (up by 23 percent to reach 1 900 tonnes) but also due to a 30 percent increase in unit value, which reached USD 3.40 per kg.

Pangasius - in Italy, origin: Viet Nam

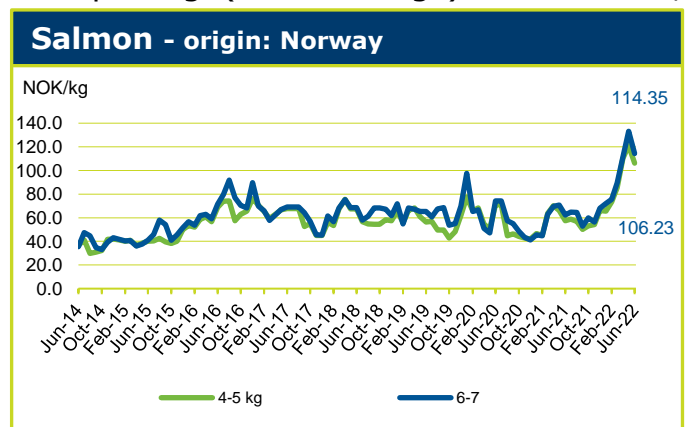


SALMON

European prices for farmed Atlantic salmon are holding at exceptionally high levels in June. The NASDAQ salmon index was at NOK 105.18 per kg in week 23, some NOK 20 below the year's peak but almost double the level recorded in the same week last year. The core driver of these soaring prices is a combination of surging demand and short supply. Salmon supply in all key producing regions is lower year-on-year, with the spot market suffering a particularly acute shortage, while reopened foodservice is backing up strong retail sales. Although these are the most important short-term factors, rapid input cost inflation that has been exacerbated by the global economic impact of the Ukrainian conflict is another source of upward price pressure. These exceptional price levels are translating into historically high export revenues, with the Norwegian Seafood Council (NSC) reporting the second best export month ever for salmon in May. Norway exported 84 800 tonnes of salmon worth NOK 8.6 billion last month, an increase in value of 47 percent compared with May last year, on a 3 percent increase in volume. The NSC points to particularly strong export growth in the UK, where Scottish salmon production has been insufficient to supply the domestic market so far this year. UK salmon export prices are also very high, with fresh head-on-gutted Atlantics out of Scotland selling for GBP 9.45 per kg (size 3-6 kgs) in week 25, compared with GBP 5.65 in the same week last year.

Fish Pool forward contracts are forecasting high prices for the remainder of the year, although some slight easing can be expected after the summer. Constraints on supply growth and the acceleration of demand growth means that a return to more moderate levels is unlikely in the medium term, despite global and economic uncertainty. Increases in input costs puts

pressure on margins but the same pressures are felt for all competing suppliers of protein, and in that respect salmon producers have a competitive advantage due to the superior feed conversion ratio of salmon aquaculture.



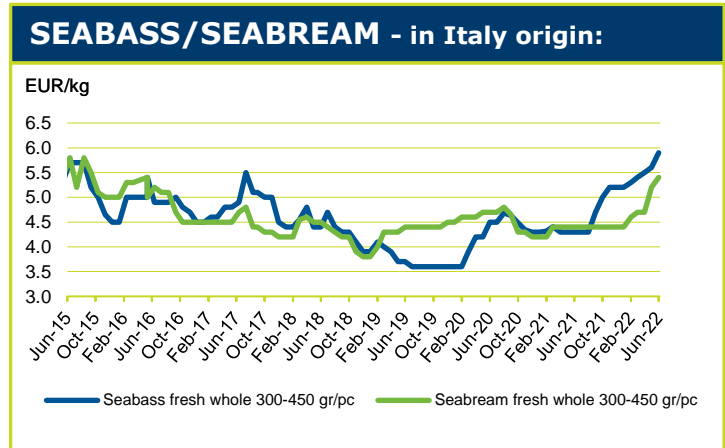
TROUT

Average export prices for farmed Norwegian trout have surpassed NOK 100 per kg for the first time in May, reaching NOK 102.05 per kg, according to the NSC. This figure puts the price of whole trout NOK 3.56 per kg higher than that of salmon. The same supply shortfall combined with strong demand growth is driving the upward trend. In May, Norway exported 3 900 tonnes of trout worth NOK 397 million, a decrease of 8 percent in volume but a 46 percent increase in value.



SEABASS SEABREAM

European prices for farmed bass and bream are reportedly climbing steeply as the traditional peak season approaches. The touristic restaurant industry in Southern Europe is purchasing large quantities of both species in anticipation of an improved summer tourist season, with price growth further supported by newly developed retail channels and more moderate supply growth amongst the major producers. In Italy, Greek seabass of size 300-450 g was selling for EUR 5.90 per kg on the Italian market in June, price levels that have not been seen for many years. Meanwhile, Greek seabream of the same size was selling for EUR 5.40 per kg in the same market, the highest price point since 2015.





Fish Species Trade Name	Product Form	Grading	Price per kg			Reference & Area	Origin	
			As stated	EUR	USD			
GROUND FISH								
June 2022								
Cod/Cabillaud, Morue/ Bacalao <i>Gadus morhua</i>	Fresh gutted		N.Q.			Poland FOB	Baltic Sea	
	Fresh - Whole	1-2 kg/pc	7.73	8.14 +		Italy CPT	Denmark	
		2-4	8.62	9.07 +				
	Fresh, fillet	100-200 g/pc	7.98	8.40 +				
		200-400	8.18	8.61 +				
	Fillet	500-1000	6.95	7.32				
	20 percent glazing	1000-2000	7.75	8.16 -				
	Stockfish, soaked		6.10	6.42 -				
	Stockfish, dry	700 g/pc	23.50	24.74 =			DDP	Norway
	wet salted fillets	700-1000 g/pc	10.30	10.84 =				Iceland
	IQF, loin portion single frozen	100-150 g/pc	10.45	11.00 +			CIF	
	portion		9.76	10.25		United States of America CIF	Norway	
	H&G		4.25	4.47				
	Portion	1-6 oz/pc	9.76	10.25			Poland	
		500-1000 g/pc	3.65	3.84 +			Russian Federation	
	H&G	1000-2000	4.81	5.06 +				
		2000-3000	5.30	5.58 +				
		3000-4000	5.00	5.26				
	Fillets	16-32 oz/pc	6.00	6.32				
	IQF	5 oz/pc	14.66	15.39				Iceland
Salted cod		13.80	14.53 +		Spain wholesale		Europe	
Fresh		7.40	7.79 +					
Frozen		16.50	17.37 +					
Fresh cultured		4.00	4.21 =					
Fresh fillets		8.00	8.42 +					
<i>Gadus macrocephalus</i>	Fresh, headed	2-3	9.00	9.47 =		France wholesale		
		3-4	9.50	10.00 =				
		4-5	10.00	10.53 =				
	Fillet	100-200 g/pc	12.20	12.84 -			France	
		200-300	13.50	14.21 +				
	Fillet - wet salted - 1st quality produced from frozen raw material	400-700 g/pc	10.00	10.53 =		Italy CIF	Denmark	
	Defrosted, whole		14.35	15.11 +		CPT		
	Hake/Merlu/Merluza <i>Merluccius capensis</i>	Minced block		2.25	2.37 =		Namibia FOB	Namibia
							for Spanish market	
		H&G, wrapped	50-150 g/pc	2.25	2.37 +		Spain ex-vessel	
		350-600	2.48	2.61				
		500-800	2.85	3.00				
		600-900	2.95	3.11 -				
		900-1300	3.65	3.84				
		800-1200	3.58	3.77				
Fillets, skin-less, interleaved		55-115 g/pc	4.45	4.68				
		110-170	4.55	4.79				
Fillets, skin-less, interleaved		60-110 g/pc	4.09	4.31			South Africa	
		110-170	4.25	4.47				
		170-220	4.85	5.11				
IQF portion, trapeze		90-110 g/pc	9.20	9.68 =		Italy CIF	Namibia	
<i>Merluccius merluccius</i>		Fresh - whole	100-200 g/pc	4.78	5.76 +		CPT	Mediterranean
		200-300	5.60	6.75 +				
		300-500	5.70	6.87 +				
		500-1000	6.57	7.92 +				
		1000-2000	7.41	8.93 +				
		2000-4000	7.22	8.70 -				
		1000-2000 g/pc	7.00	8.43 =		France wholesale	France	
		2000-3000	6.80	8.19 -				
		3000-4000	8.80	10.60 -			Europe	
	Fillets		11.30	13.61 -				
<i>Merluccius hubbsi</i>	Frozen	3-4 pc/kg	5.40	5.68 +		Spain wholesale	Spain	
	Fresh, from trawling	1000 g/pc	4.40	4.63 +				
	Fresh, from longlining	1000	5.50	5.79 =				
		1000	9.50	10.00 +			Europe	
	IQF, H&G	600-700 g/pc	2.35	2.47			FOB	Spain
	H&G, interleaved	70-120 g/pc	1.65	1.74		Argentina		
		100-200 g/pc	1.69	1.78				
		900-1200	2.98	3.14				
	Fillets, skinless	80-120 g/pc	2.96	3.12				
	<i>Merluccius gayi</i>	Block frozen	100-250 g/pc	1.89	1.99 =			Ecuador
<i>Merluccius polli</i>		H&G, interleaved	300-425 g/pc	1.99	2.09 +			Guinea
		400-550	2.19	2.31 +				
		600-900 g/pc	2.75	2.89 =				
		900-1200	2.89	3.04 -				
		1000-1500	3.15	3.32 +				
<i>Merluccius productus</i>	Fillet, PBO		4.10	4.30 =		ex coldstore	USA	
	Minced block		2.62	2.75 -				



Fish Species Trade Name	Product Form	Grading	Price per kg			Reference & Area	Origin
			As stated	EUR	USD		
GROUND FISH (cont.)							
June 2022							
Alaska pollack/Lieu de l'Alaska/Colin de Alaska <i>Theragra chalcogramma</i>	H&G	> 25	RUB	90.00	1.49	1.57	Russia wholesale
	Block			3.53	3.72		United States of America FOB
Saithe/Lieu noir/ Carbonero <i>Pollachius virens</i>	Loins			4.00	4.21		United States of America
	H&G			1.93	2.03		Russia
Haddock/Eglefin/Eglofino <i>Melanogrammus aeglefinus</i>	H&G	< 0.8 kg/pc	NOK	18.75	1.79	1.87	Sweden FCA
				1.80	1.89		United States of America CIF
Ling/Lingue franche/ Maruca <i>Molva molva</i>	Fillet - wet salted Produced from fresh raw material 1st quality	1-1.5 kg/pc		6.10	6.42	=	Italy DDP
	IQF, fillets, skin-on	1-1.7 kg/pc		3.45	3.63		Spain FOB
Monkfish/Baudroie/ Rape <i>Lophius spp.</i>	Fresh, tail	< 300 g/pc		8.28	8.72	+	Italy CPT
		200-500		10.74	11.31	+	
		500-1000		11.06	11.64	+	
		1000-2000		11.65	12.26	+	
		> 2000		12.63	13.29	+	
	Fresh, gutted	1000-2000		5.59	5.88		Mediterranean
		600-1000		6.43	6.77	+	
	Fresh, whole	300-500 g/pc		7.29	7.67	-	Spain FOB
		600-1000		6.26	6.59	-	
		1000-2000		8.90	9.37		
		I		6.00	6.32		
	Tails	80-200 g/pc		4.75	5.00	=	Spain
140-250			4.97	5.23			
250-500			5.28	5.56			
300-800			2.50	2.63			
Whole	500-1000 g/pc		4.50	4.74	=	Guinea	
	1000-2000		5.45	5.74	=		
	2000-4000		5.55	5.84	=		
	3000-5000		5.50	5.79			
Skinless fillets	200-300 g/pc		14.50	15.26		Namibia	
Tails, skinless	100-200 g/pc		2.00	2.11			
	600-1000		5.95	6.26			
John Dory/ Saint Pierre Pez de San Pedro <i>Zeus faber</i>	Fresh - whole	1-2 kg/pc		23.00	24.21	=	France wholesale
		2-3		33.00	34.74	=	
	whole	small		3.45	3.63	-	Italy CPT
		medium		5.90	6.21	-	
		big		6.90	7.26	+	
		600-800		9.80	10.32	+	
	Fresh - gutted	800-1000		14.88	15.66	+	Italy
		1000-2000		15.80	16.63	+	
		> 2000		16.80	17.68	+	
	Fresh - fillets			9.55	10.05	+	Spain FOB
		H&G	< 200 g/pc		3.45	3.63	
	Golden redfish Sébastes doré Gallineta dorada <i>Sebastes mentella</i>	Block, H&G, Japanese cut	50-100 g/pc		1.55	1.63	
100-150				1.85	1.95		
150-200				2.05	2.16		
200-300				2.49	2.62		
300-500				2.95	3.11		
Block, whole		400-500 g/pc		1.35	1.42		
<i>Sebastes marinus</i>	H&G	50-100 g/pc		1.79	1.88		
	Fresh, fillet			7.80	10.78	+	
Common dentex/ Dentex commun Dentón <i>Dentex dentex</i>	Fresh	0.5-1 kg/pc		26.44	27.83	+	Italy CPT
		0.8-1		12.32	12.97		
		1-2		14.90	15.68		
		2-3		24.72	26.02	*	
		5-7		18.00	18.95		
	200-350 g/pc	325-450		2.45	2.58		Spain FOB
		450-700		2.65	2.79		
		250-350 g/pc		2.89	3.04		
	<i>Dentex gibbosus</i>	0.8-1 kg/pc		14.12	14.86	+	Italy CPT
				13.81	14.54	+	
				14.28	15.03	+	
		2-3		12.61	13.27	+	Guinea
			11.98	12.61	+		
3-5			11.98	12.61	+	Mauritania	
5-10			12.11	12.75	+		



Fish Species Trade Name	Product Form	Grading	Price per kg			Reference & Area	Origin	
			As stated	EUR	USD			
FLATFISH								
June 2022								
Turbot/Rodaballo <i>Psetta maxima</i>	Fresh - whole farmed	0.5-1 kg/pc	4.00	4.21 =	Spain CIF	Spain		
		1-2	5.00	5.26 =				
		2-3	7.00	7.37 =				
		3-4	9.00	9.47 =				
	Fresh - whole wild	0.3-0.5 kg/pc	13.25	13.95 +	Italy CPT	Spain/Portugal		
		0.5-1	13.25	13.95 =				
		0.8-1	14.00	14.74 -				
		1-2	19.75	20.79 -				
		2-3	22.75	23.95 -				
	Culture	600-800 g/pc	10.97	11.55 +	Italy CPT	Spain/Portugal		
		800-1000	12.30	12.95 +				
		1000-1500	12.19	12.83 +				
		1500-2000	12.46	13.12 +				
2000-2500		11.59	12.20 +					
2500-3000		10.55	11.11 *					
Fresh - gutted, wild	0.5-1 kg/pc	15.37	16.18 -	Italy CPT	Netherlands			
	0.7-1	12.89	13.57					
	1.5-2	14.80	15.58 *					
Fresh - fillets	2-3	11.25	11.84	Italy CPT	Netherlands			
	2-3	18.61	19.59 +					
Fresh - whole	0.5-1	7.75	8.16 -	Italy CPT	Netherlands			
	1-2	19.55	20.58 *					
Spiny turbot/turbot épineux/ rodaballo espinoso <i>Psettoidea spp.</i>	Fresh - fillets		7.16	7.54 +				
Sole/Sole/ Lenguado <i>Solea vulgaris</i>	Fresh - whole wild	120-175	13.45	14.16	Spain CIF	Spain		
		175-200	15.10	15.89				
		200-300	17.20	18.11				
		300-500	25.80	27.16				
		400-500	24.45	25.74				
		500-600	25.80	27.16				
	200-300 g/pc	300-400	20.25	21.32	France	France		
		300-400	21.80	22.95				
		400-600	22.90	24.11				
	IQF - whole	15-18 cm/pc	5.65	5.95 +	FOB	Mauritania		
		18-21	7.75	8.16 -				
20-25		8.85	9.32					
Fresh			20.00	21.05 +	wholesale	Spain		
	Frozen		10.95	11.53 +				
Fresh - gutted	5	16.75	17.63 +	Italy CPT	Netherlands			
	4	16.10	16.95 +					
	3	18.54	19.52 +					
	3+	17.55	18.47 +					
	2	21.97	23.13 +					
Sand sole/sole-pole Lenguado de arena <i>Solea lascaris</i>	Fresh - whole	150-300 g/pc	11.95	12.58 +	Spain CIF	West Africa		
		300-600	11.89	12.52 +				
Senegalese sole/sole du Sénégal Lenguado senegalés <i>Solea senegalensis</i>	Fresh - whole, farmed	300-400 g/pc	12.00	12.63	Spain CIF	Spain		
		400-500	17.29	18.20 +				
		500-600	17.32	18.23 +				
		600-700	16.56	17.43 +				
	Frozen on board, IWP	400-500 g/pc	8.25	8.68 +	Spain CIF	Guinea		
		whole, frozen on land	19-23 cm/pc	1.45			1.53	
European plaice/ Plie d'Europe/ Solla europea <i>Pleuronectes platessa</i>	Fresh - whole	300-400 g/pc	5.00	5.26	Italy CPT	Netherlands		
		400-600	5.20	5.47				
		> 600	5.35	5.63				
	Fresh - fillet	60-80 g/pc	7.80	8.21 +	Italy CPT	Netherlands FOB (for Italian market)		
		IQF, whiteskin, 25 percent glazing	N. 2	7.50			7.89 +	
		IQF, skinless, 25 percent glazing	N. 2	7.90			8.32 +	
	European Flounder/ Flet d'Europe/ Platija europea <i>Platichthys flesus</i> <i>Scophthalmus rhombus</i>	Fresh - whole		2.38	2.51 -	Spain CIF	Netherlands	
			IQF, white skin on, 25% glazing	No 2	7.10			7.47
			IQF, skinless, 25% glazing	No 2	7.50			7.89
	Megrims/ Cardine/ Gallo <i>Lepidorhombus Spp</i>	Whole	< 150 g/pc	2.25	2.37	Spain FOB	Spain	
150-200			2.75	2.89				
200-350			3.85	4.05				



Fish Species Trade Name	Product Form	Grading	Price per kg		Reference & Area	Origin		
			As stated	EUR USD				
TUNA/BILLFISHES								
June 2022								
Tuna/Thon/Atún for canning	Skipjack - whole		1.43	1.50 -	Bangkok CFR	Western/Central Pacific Ocean		
	Skipjack - whole		1.43	1.50 -	FOB			
	Skipjack - whole		1.69	1.77 +	Ecuador	Eastern Tropical Pacific Ocean		
	Yellowfin - whole		2.30	2.42 +	ex-vessel			
	Skipjack - whole		1.40	1.47 =	Seychelles	Indian Ocean		
	Yellowfin - whole		2.65	2.79 +	FOB			
	Skipjack - whole		1.40	1.47 -	Abidjan	Atlantic Ocean		
	Yellowfin - whole		2.65	2.79 +	ex-vessel			
	Skipjack - whole	1.8-3.4 kg/pc		1.60	1.68 -	Spain CFR	Various origins	
	Yellowfin - whole	> 10 kg		3.15	3.32 =			
	Skipjack	> 1.8 kg/pc		1.43	1.50	Tunisia CFR	Seychelles (Korean vessel)	
	Yellowfin - pre-cooked loins	double cleaned		6.10	6.40	Europe CFR	Ecuador	
		single cleaned		6.67	7.00			
	Skipjack - pre-cooked loins			6.19	6.50			
	Skipjack - cooked & cleaned loins - vacuum packed	double cleaned		5.50	5.79 -		various origins	
	for direct consumption	Albacore - whole	< 15 kg/pc	4.65	4.89 =	Spain wholesale	Atlantic	
		H&G	< 15	4.45	4.68 =			
		Yellowfin- H&G	< 25 kg/pc		5.50	5.79 +	FOB	
			> 20		6.55	6.89 -		
			25-50		6.55	6.89 -		
			50-100		6.55	6.89 -		
			> 100		6.35	6.68 -		
		Skipjack - cooked loins	single cleaned		4.38	4.60		
Bigeye - frozen loins				6.76	7.10			
Bigeye - H&G		< 25 kg/pc		5.50	5.79 +	FOB		
		> 20		6.55	6.89 -			
		25-50		6.55	6.89 -			
		50-100		6.55	6.89 -			
		> 100		6.35	6.68 -			
Yellowfin - whole		> 30		2.05	2.15	CFR	Yemen	
Bluefin, fresh - whole	10-20 kg/pc		10.00	10.53	Italy CPT	Spain		
	20-30		12.95	13.63 +				
	30-50		13.38	14.08 +				
	> 50		12.99	13.67 +				
Yellowfin - Steaks	6 oz/pc		9.72	10.21	United States of America CIF	Costa Rica Panama		
Yellowfin - Loins			9.18	9.63				
Swordfish/Espadon/ Pez espada <i>Xiphias gladius</i>	Fresh - whole	< 12 kg/pc	5.00	5.26 =	Spain wholesale	Atlantic Ocean		
		> 25	24.00	25.26 =				
		average	18.00	18.95 =				
	whole	< 12 kg/pc		3.50	3.68 =	FOB		
		> 25		15.00	15.79 =			
		average		11.50	12.11 +			
	H&G, skin-on	< 10 kg/pc		8.25	8.68 +	FOB		
		10-30		8.65	9.11 -			
		30-50		8.98	9.45 -			
		50-70		8.98	9.45 -			
		70-100		8.75	9.21 -			
		100-175		8.25	8.68 +			
> 150		7.98	8.40 +					
Fresh - whole			10.87	11.44 -	Italy CPT			
Fresh - slice			10.26	10.80 +				
Fresh - slice, with bone, yellow			7.96	8.38				
Fresh- whole			12.50	13.16 =	France wholesale			
Frozen- fillet, vacuum			18.80	19.79 =		Spain		
SMALL PELAGICS								
June 2022								
Mackerel/Maquereau/ Caballa <i>Scomber scombrus</i>	Fresh - whole		2.20	2.65 +	Italy CPT	France		
	Fresh - whole	4-6 pc/kg	2.36	2.84 +				
	Fresh - fillet, butterfly cut		5.05	6.08 -				
<i>Scomber colias</i>	Whole	Small	0.60	0.63 =	Spain wholesale	Spain		
		Large	6.00	6.32 =				
		Average	4.80	5.05 +				
	IQF Whole	2-3 pc/kg		1.95	2.05 =	FOB		
		1-2		1.58	1.66			
	IQF, Fillets 10% glaze	150-300 g/pc		3.99	4.20			
	IQF, H&G, 8-10% glaze	250-350 g/pc		1.75	1.84			
Whole, blockfrozen	8-14 pc/kg		0.78	0.82		Morocco		
	8-17		0.98	1.03				
	3-6		1.28	1.35				
IQF, 2 percent glazing	80-120 g/pc		3.15	3.32				



Fish Species Trade Name	Product Form	Grading	Price per kg			Reference & Area	Origin	
			As stated	EUR	USD			
SMALL PELAGICS (cont.)								
June 2022								
Horse Mackerel/ Chincard/ Jurel <i>Trachurus spp</i>	Whole	> 24 cm/pc		1.23	1.29	Morocco FOB for European market	Morocco	
	Fresh	Small		0.60	0.63 =	Spain wholesale	Spain	
		Large		7.50	7.89 +			
		Average		2.20	2.32 =			
	IQF	100-300 g/pc 300-750 700-1200		0.95	1.00	FOB	Guinea	
			2-5 pc/kg		1.65			1.74 =
			3-5		1.45			1.53 =
		2-5 pc/kg	4-5		1.43		1.51	Spain
			4-6		1.28		1.35	
			5-7		1.38		1.45	
6-8				1.35	1.42			
9-12				1.34	1.41			
10-17				1.33	1.40			
Block frozen			100-300 g/pc 200-350 250-350 300-600 300-500 500-1000		1.05		1.11 1.37 1.42 1.53 1.67 1.74	
Fresh		1.00	1.05					
Chub mackerel/Maquereau español/ Estornino <i>Scomber japonicus</i>	Block frozen	8-14 pc/kg		0.82	0.86		Morocco	
Herring/Hareng/Arenque <i>Clupeidae</i>	Fresh - fillets			3.72	3.92	Italy CPT	Denmark	
	Fresh - whole	200-300 g/pc 300-400	RUB 52.00 RUB 93.00	0.86 1.54	0.90 1.62	Russian Fed. wholesale Vladivostok	Russia	
				1.70	1.79 =	France wholesale	Europe	
		70-100 g/pc		0.21	0.26	Poland FOB	Baltic	
Sprat/Sprat/Espadín <i>Sprattus sprattus</i>	Fresh - whole			0.20	0.24			
Sardine/Sardine/Sardina <i>Sardina pilchardus</i>	Fresh - whole			2.50	2.63 +	Italy CPT	Morocco	
	Frozen - whole			1.20	1.26 +			
	Fresh - fillet			4.31	4.54 -			
	Block, whole	12-16 cm/pc 16-18 20-24		1.80	1.89	Spain FOB		
				1.85	1.95			
				1.28	1.35			
	IQF, whole	8-14 pc/kg 12-14 15-17 10-14		0.99	1.04			
				1.65	1.74 *			
				1.59	1.67 *			
	Fresh			1.95	2.05			
Fresh - whole			3.00	3.16 +	wholesale			
Fresh - whole			3.20	3.37 +	France - wholesale	France		
Fresh - butterfly cut			6.10	6.42 -				
Anchovy/Anchois/ Boquerón <i>Engraulis encrasicolus</i>	Fresh			3.50	3.68 =			
	Fresh			2.34	2.46 +	Italy CPT	Italy	
	Fresh			2.60	2.74 +	Spain - wholesale	France Italy Spain	
				2.00	2.11 -			
				4.50	4.74 +			
	Fresh	45/55 pc/kg		1.65	1.74 =	FOB		
	IQF, fillets	40-70 g/pc		4.35	4.58		Morocco	
CEPHALOPODS								
June 2022								
Squid/Encornet/Calamar <i>Loligo spp.</i>	Whole	S (< 18 cm)		9.80	10.32 =	Italy CIF	South Africa	
		M (18-25)		10.40	10.95 =			
		L (25-30)		11.00	11.58 =			
		XL (>30)		11.00	11.58 =			
	<i>Loligo vulgaris</i>	Fresh - whole	100-300 g/pc 200-400 400-600		17.19	18.09 + 13.00 13.68 + 17.43	Italy CPT	Croatia
			< 3 pc/kg		7.50	7.89		
			3-6		6.90	7.26		
		Portugal CIF	6-10		6.20	6.53	Yemen	
			10-20		6.00	6.32		
		Frozen			10.80	11.37 -	Spain wholesale	Spain
<i>Loligo gahi</i>	Whole	< 10 cm/pc		4.25	4.47	CIF	Argentina	
		10-12		4.65	4.89			
		12-14		5.45	5.74			



Fish Species Trade Name	Product Form	Grading	Price per kg		Reference & Area	Origin			
			As stated	EUR USD					
CEPHALOPODS (cont.)									
June 2022									
Squid/Encornet/Calamar <i>Illex argentinus</i>	Whole	14-18 cm/pc 18-22	2.05 2.35	2.16 2.47	Spain CIF	Argentina			
	Whole	1 2 3 4	6.40 6.40 6.40 6.40	6.74 - 6.74 - 6.74 - 6.74 -	wholesale	Falkland/Malvinas Islands			
<i>Todarodes sagittatus</i>	Block, frozen on board	> 20 cm/pc	2.29	2.41	FOB	Mauritania			
		12-18 cm/pc	1.95	2.05		Guinea			
<i>Uroteuthis duvauceli</i>	Whole		7.20	7.58 -	wholesale	India			
<i>Doryteuthis pealeii</i>			6.45	6.79 -		United States of America			
<i>Doryteuthis opalescens</i>			5.30	5.58 =					
		12-14 cnt 10-12	3.09 3.14	3.24 3.30	Europe CIF				
Octopus/Poulpe/Pulpo <i>Octopus vulgaris</i>	Whole - FAS	T1 T2	7.89 7.89	8.31 8.31	Morocco FOB, for Spanish market	Morocco			
	Sushi slice 100% net weight	7 g/pc 9	15.95 16.38	16.75 17.20	Europe CFR	Indonesia			
boiled cut 100% net weight			10.00	10.50					
	Flower type 90% net weight	1-2 kg/pc >2	6.67 8.10	7.00 8.50					
	IQF, flower type	500-1000 g/pc 1000-1500 1500-2000 2000-3000 > 3000	7.33 8.52 8.71 9.62 9.71	7.70 8.95 9.15 10.10 10.20					
	Fresh	0.3-0.5 kg/pc 0.5-1 1-2 1-2	11.00 9.59 10.06 11.50	11.58 10.09 - 10.59 - 12.11 -	Italy CPT	Italy			
	Eviscerated	300-600 g/pc 300-3000 800-1400 g/pc	9.45 9.59 10.65	9.95 * 10.09 * 11.21	Spain FOB	Senegal/ Guinea			
		300-600 g/pc 500-800 800-1200 1400-1800 1800-3000 > 3000	9.65 10.85 11.65 10.65 10.65 15.95	10.16 * 11.42 * 12.26 * 11.21 11.21 16.79					
		300-600 g/pc 500-800 800-1200 1000-1500 1500-2000	8.35 10.45 12.35 15.25 16.35	8.79 11.00 13.00 16.05 17.21		CIF	Morocco		
		T1 T2 T3 T4 T5	11.25 9.75 8.75 7.75 7.25	11.84 10.26 9.21 8.16 7.63					
		Frozen, Galizian style	15.80	16.63 -				wholesale	Thailand
		Fresh	5.50	5.79 =					
		Frozen	6.90	7.26 =					
		Gutted block	300-500 g/pc 500-1000 1000-2000	7.43 7.43 7.43		7.80 7.80 7.80	Italy/Portugal Spain CIF	Yemen	
			Flower	300-500 g/pc 500-1000 1000-2000		9.33 9.33 9.33	9.80 9.80 9.80		
			Fresh			12.50	13.16 -	France wholesale	Europe
	Frozen		11.00	11.58 =					
<i>Eledone moschata</i>	Fresh - whole	Mixed	3.34	3.52 -	Italy CPT	Croatia			
<i>Eledone cirrhosa</i>	Cleaned, block	100-150 g/pc 200-600	3.38 3.85	3.56 4.05 =	Spain FOB	Spain			
Cuttlefish/Seiche/ Sepia <i>Sepia spp.</i>	Frozen at land- whole block Grade A	100-200 g/pc 200-300 >300	5.24 5.24 5.24	5.50 5.50 5.50	Taiwan (Province of China) CIF	Yemen			
		FAS - whole block	200-300 g/pc 300-500	5.24 5.24	5.50 5.50	Spain CIF			
			> 1000	5.75	6.05	FOB wholesale	Spain		
	Frozen		10.50	11.05 =					
	Fresh	< 200 g/pc 100-300 500-1000	6.09 5.53 5.71	6.41 5.82 - 6.01 =	Italy CPT				
			10.59	11.15 +		Italy			



Fish Species Trade Name	Product Form	Grading	Price per kg			Reference & Area	Origin	
			As stated	EUR	USD			
CRUSTACEANS								
June 2022								
Whiteleg shrimp/ Crevette pattes blanches/Camarón patiblanco <i>Penaeus vannamei</i>	PD, chemical treatment	31-40 pc/lb	9.43	9.90		Europe CFR	Indonesia	
	100% net weight	41-50	8.48	8.90				
	treated with non-phosphate	51-60	8.14	8.55				
		61-70	7.57	7.95				
		71-90	7.52	7.90				
			91-120	7.43	7.80			
	whole		21-25 pc/kg		8.95	9.42 +	Italy CIF	Ecuador
			26-30		8.39	8.83 +		
			31-40		7.90	8.32 +		
			41-50		7.51	7.91 +		
			51-60		6.71	7.06 +		
			61-70		4.85	5.11		
	cooked		20-30 pc/kg		9.50	10.00 -		
30-50				7.63	8.03 +			
40-60				7.14	7.52 +			
60-80				7.03	7.40 +			
80-120				5.81	6.12 +			
Frozen			6.50	6.84 -	Spain wholesale			
frozen, headless			10.29	10.80	United States of			
Cooked and peeled	51-60 pc/lb		28.55	29.98	America CIF	Viet Nam		
Argentine red shrimp/ Salicouque rouge d'Argentine/ Camarón langostín argentino <i>Pleoticus muelleri</i>	Head-on, shell-on	10-20 pc/kg		8.60	9.05 -	Spain EXW	Argentina	
		20-30		8.40	8.84 =			
		30-40		8.10	8.53 =			
		40-60		8.00	8.42 =			
	frozen on board	10-20 pc/kg		9.80	10.32 +	FOB		
				9.60	10.11 +			
				7.85	8.26			
	IQF, Peeled Whole	20-30 pc/kg	L1		9.18	9.66 *	Italy CIF	
			L2		8.32	8.76 *		
			L3		7.58	7.98 *		
Peeled and Deveined, broken	30-55 pc/kg		8.92	9.37	United States of			
	Peeled and Deveined	40-90	9.76	10.25			America CIF	
Tails			15.90	17.97				
Giant tiger prawn/ Crevette géante tigrée/ Langostino tigre <i>Penaeus monodon</i>	Farmed, organic, cooked	20-30 pc/kg		26.00	27.37 =	France wholesale	Madagascar	
		30-40		22.00	23.16 =			
		40-50		16.50	17.37 =			
Norway lobster/ Langoustine/Cigala <i>Nephrops norvegicus</i>	Fresh - Whole, 4X1.5 kg	31-40		8.10	8.53	Spain DDP	Netherlands	
		41-50		8.52	8.97			
		Tails	40-60		13.35			14.05
	Fresh - Whole	10-15		15.80	16.63	CIF	Scotland	
				12.20	12.84			
			00		16.25			17.11
			0		12.25			12.89
			1		9.25			9.74
			2		7.75			8.16
			3		6.25			6.58
			4		5.25			5.53
			5		3.75			3.95
			Tails	5-6				13.85
	IQF whole male	2-4 pc/kg		41.00	43.16	FOB	Spain	
			20-30		15.75			16.58
			30-40		6.45			6.79
			40-50		6.75			7.11
	IQF whole	2-4 pc/kg		41.00	43.16	CIF	Denmark	
			4-7		31.65			33.32
			7-9		31.45			33.11
			10-15		17.10			18.00
			16-20		15.80			16.63
			21-30		11.85			12.47
31-40				6.45	6.79			
40-50		5.95	6.26					
Fresh			28.00	29.47 -	wholesale			
Frozen			13.90	14.63 +				
Tails, 30 percent glazing	6-9 pc/kg		29.35	30.89 -	Italy CIF			
			16.52	17.39 -				
			13.37	14.07 -				
			9.81	10.33 -				
			6.82	7.18 -				
Frozen	50-60 p/kg		20.22	21.24	USA CIF	Norway		



Fish Species Trade Name	Product Form	Grading	Price per kg		Reference & Area	Origin	
			As stated	EUR USD			
CRUSTACEANS (cont.)							
June 2022							
European lobster/ Homard européen/ Bogavante <i>Homarus gammarus</i>	Live - bulk	400-600 g/pc	52.00	54.74 =	France wholesale	Ireland	
		400-600	52.00	54.74 =		France	
	Live	400-600 gpc	24.88	26.19 +	Italy CPT	Europe	
		600-800	26.38	27.77 +			
		800-1000	25.29	26.62 +			
	> 1000	25.64	26.99 +				
	> 2000	24.00	25.26 +				
American lobster/ homard américain/ langosta americana <i>Homarus americanus</i>	Live	400-600 g/pc	45.00	47.37 +	France wholesale	Canada	
		3 pz/kg	19.37	20.39 +	Italy CPT	United States of America	
		3-5	20.28	21.35 +			
		> 5	20.05	21.11 +			
	Frozen		10.35	10.89 +			
Claws		21.32	22.38	United States of America CIF	Canada		
Meat		74.34	78.05				
Tails		56.85	59.69				
Scalloped spiny lobster/ Langouste festonnée/ Langosta festoneada <i>Panulirus homarus</i>	Whole	70-100 g/pc	12.95	13.60	Taiwan (Province of China) CIF	Yemen	
		100-150 g/pc	20.48	21.50			
		150-200	20.48	21.50			
		200-250	21.90	23.00			
		250-300	21.90	23.00			
		> 300	22.86	24.00			
		70-100 g/pc	12.33	12.95	Italy CIF		
		100-150	15.19	15.95			
		150-200	15.19	15.95			
		200-250	17.62	18.50			
	250-300	17.62	18.50				
	300-350	20.00	21.00				
<i>Panulirus spp.</i>	Fresh		30.00	31.58 =	Spain wholesale	Cuba	
	Frozen		17.00	17.89 +			
Arabian whip lobster/ Langouste fouet arabe/ Langosta de fusta arabica <i>Puerulus sewelli</i>		SS	9.52	10.00 -	Italy CIF	Yemen	
		S	12.38	13.00 -			
		M	15.43	16.20 -			
		L	16.38	17.20 -			
Edible crab/Tourteau/ Buey de mar <i>Cancer pagurus</i>	Live, bulk	T2 (13-16 cm)	6.20	6.53 -	France Auction	France	
	Fresh		7.62	8.02	Italy CPT	UK	
		800-1200 g/pc	7.89	8.31			
Snow crab/ Crabes des neiges/ Cangrejo de las nieves <i>Chionoecetes opilio</i>	Legs Claws Sections		25.83	27.12 -	United States of America CIF	Canada	
			19.74	20.72			
		5-8 oz/pc	27.29	28.66 =			
		8-10	29.39	30.86 =			
		> 10	31.49	33.07 +			
BIVALVES							
June 2022							
Oyster/Huître/Ostra <i>Crassostrea gigas</i> <i>Ostrea edulis</i>	Live	60-100 g/pc	11.40	12.00 =	Spain CIF	Netherlands	
		80-95 g/pc	17.36	18.27			
		95-110	18.50	19.47			
			110-130	16.67	17.54	France wholesale	France
			G2 (100 units)	83.00	87.37 =		
			M3 (100 units)	93.00	97.89 =		
			N3	4.50	4.74 =		
	dozen	9.57	10.07 +	retail	Ireland		
Mussel/Moule/Mejillón <i>Mytilus edulis</i> <i>Mytilus galloprovincialis</i>	Live - Bottom mussel	Bulk	2.60	2.74 =		France Netherlands	
			2.30	2.42 =			
	Live - Rope	60-80 pc/kg	2.80	2.95 =		Spain/Italy	
			3.70	3.89 =			
	Vaccum packed	30-40 pc/kg	1.00	1.05	Spain FOB	Spain/Italy	
	IQF	40-60 pc/kg	2.55	2.68 =			
	IQF half shell	40-50	7.75	8.16 =			
	Live		1.60	1.68 =	wholesale		
	Frozen		3.70	3.89 =			
	Live	> 100 pc/kg	4.20	4.42	CIF	Netherlands	
<i>Mytilus chilensis</i>	Live		1.80	1.89 +	Italy CPT	Italy Sardinia	
			2.32	2.44 +			
	IQF - shell-off, 7 percent glazing	200-300 pc/kg	4.18	4.40 -	CIF	Chile	
	Frozen - meat	60-80 pc/kg	4.50	4.74 +	CPT		
	Mussel meat		2.85	2.99 -	Spain CIF		
IQF, Half shell		3.92	4.12 +				
Whole, vaccum packed		2.02	2.12 +				
Razor shell/Couteau/ Navaja - <i>Solenidae</i>	Fresh	S	10.50	11.05		Ireland	
		M	18.50	19.47			
	Live, depurated	10-12 cm/pc	4.20	4.42 +		Netherlands	
			5.20	5.47 -			
Live			4.60	4.84 =	wholesale	Europe	
					France wholesale	Imported	



Fish Species Trade Name	Product Form	Grading	Price per kg		Reference & Area	Origin	
			As stated	EUR USD			
BIVALVES (cont.)							
June 2022							
Great Atlantic scallop/ Coquille-St- Jacques/ Vieira <i>Pecten maximus</i>	Fresh whole shell, roe-on		4.60	4.84	France wholesale	France	
	Fresh whole shell, roe-off		6.20	6.53			
	Fresh, meat, roe-on		27.50	28.95 =	Imported		
	Fresh, meat, roe-off		27.00	28.42 =			
	Frozen, meat, roe-on		28.00	29.47 =			
	Frozen, meat, roe-off		27.50	28.95 =			
	IQF, whole	3-5 pc/kg		5.89	6.20 =	Spain FOB	Spain
6			4.35	4.58 =			
	4-6		4.10	4.32			
Frozen, meat, 15 percent glazing	10-11 pc/kg		10.45	11.00 =			
Frozen - whole			4.00	4.21 +	Italy CPT	Imported	
Frozen, half shelf			9.54	10.04 +			
Japanese carpet shell/ Palourde japonaise/ Almeja japonesa <i>Ruditapes philippinarum</i>	Live		11.47	12.07 +	Spain wholesale	Italy	
			7.50	7.89 =		Spain	
Atlantic salmon/ Saumon de l'Atlantique/ Salmón del Atlántico <i>Salmo salar</i>	Fresh - gutted, head-on	2-3 kg/pc	11.00	11.58 =	France wholesale	Norway	
		3-4	11.50	12.11 -			
		4-5	12.00	12.63 -			
		5-6	13.00	13.68 -			
		6-7	13.00	13.68 -			
	Fresh - label rouge	2-3 kg/pc		11.30	11.89 -	Scotland	
		frozen, wild	2-3	14.50	15.26 -		
	Smoked - Fillet, vacuum reconstituted sides	1-2 kg/pc		32.00	33.68 =		
	Fresh - Fillet	3-4 kg/pc		20.00	21.05 +	Norway	
	Smoked - Fillet, vacuum reconstituted sides	1-2 kg/pc		33.00	34.74 =		
	Fresh - gutted, head-on	1-2 kg/pc		NOK 73.37	7.01 7.33 -	Norway FOB	
		2-3		NOK 89.90	8.59 8.98 -		
		3-4		NOK 103.09	9.86 10.30 -		
		4-5		NOK 106.23	10.16 10.61 -		
		5-6		NOK 112.23	10.73 11.21 -		
		6-7		NOK 114.35	10.93 11.42 -		
		7-8		NOK 113.18	10.82 11.31 -		
		8-9		NOK 113.87	10.89 11.38 -		
		> 9		NOK 113.37	10.84 11.33 -		
		Fresh	3-4 kg/pc		13.50		14.21
	4-5			14.75	15.53		
	5-6			15.00	15.79		
	6-7			15.50	16.32		
	Fresh, organic	4-5 kg/pc		13.50	14.21	Ireland	
		5-6		14.50	15.26		
	Fresh fillet			18.50	19.47 +	wholesale	Norway
	Smoked fillet			24.50	25.79 +		
Fresh			11.90	12.53 -			
Frozen			4.50	4.74 =			
gutted, head-on	4-5 kg/pc		8.75	9.21	Tunisia CFR		
IQF - salmon slices			9.73	10.24	Europe CFR		
Fresh - salmon cubes 8x8x8			9.73	10.24			
Fresh - Whole - Superior	1-2 kg/pc		10.41	10.96 +	Italy CPT		
	2-3		9.91	10.43 +			
	3-4		11.21	11.80 +			
	4-5		11.68	12.29 +			
	5-6		11.07	11.65 +			
	6-7		12.00	12.63 +			
	7-8		11.64	12.25 +			
	8-9		12.89	13.57 +			
	9-10		10.98	11.56 +			
	IQF portion, 10% glazing	100-150 g/pc		10.65			12.99 =
IQF portion			14.50	15.22	United States of America CIF	United States of America	
Filletts			15.22	15.98		Chile	
TROUT							
June 2022							
Rainbow trout/ Truite arc-en-ciel/ Trucha arco iris <i>Oncorhynchus mykiss</i>	Fresh- whole		6.20	6.53 =	France wholesale	France	
		Fillet		8.50			8.95 =
	Fillet, smoked			29.00	30.53 =	Retail	
		Whole, gutted, bulk		10.90	11.47 +		
	Fresh - whole			4.70	4.95 =	Spain wholesale	Spain
		Fresh - filets		5.00	5.26 =		
Fresh - whole H&G			4.73	4.98 +	Italy CPT	Italy	
	300-400 g/pc		5.55	5.84 +			



Fish Species Trade Name	Product Form	Grading	Price per kg		Reference & Area	Origin
			As stated	EUR USD		
FRESHWATER FISH						
						June 2022
Arctic char/Omble-chevalier/ Trucha alpina <i>Salvelinus alpinus</i>	Fresh- whole		11.00	11.58 =	France wholesale	Europe
Nile perch/Perche du Nil/Perca del Nilo <i>Lates niloticus</i>	Fillet - skinless	300-500 g/pc	5.24	5.50	Europe CFR	Uganda
	Interleaved, 100% net weight	500-1000	6.14	6.45		
	Fresh, whole	2000-4000 g/pc	4.81	5.06 -	Italy FCA	Tanzania
	Fresh - fillets		6.01	6.33 -		
	Filletlets		14.99	15.78 =	retail	
	Fresh - fillets		8.90	9.37 -	Spain wholesale	
	Filletlets		5.80	6.11 =		
Pike perch/Sandref/ Lucioperca <i>Sander lucioperca</i>	Fillet - skinless, PBI, IWP	500-1000 g/pc	6.14	6.45	CFR	
	Fresh- whole	Average size	15.50	16.32 =	France wholesale	Europe
	Fillet		13.20	13.89		
	Fresh- whole	big size	15.50	16.32		
Nile Tilapia/Tilapia du Nil/Tilapia del Nilo <i>Oreochromis niloticus</i>	Fillet - skinless, IQF, PBO	5-7 oz/pc	3.81	4.00	Spain CFR	China
	Fillet	3-5 oz/pc	5.10	5.37	United States of America CIF	Viet Nam
Black tilapia/Tilapia noir/ Tilapia negra <i>Oreochromis placidus</i>	Fillet	4-5 oz/pc	4.52	4.75		
	Channel catfish/Barbue de riviere/ bagre de cabal <i>Ictalurus punctatus</i>	Fillet	3-5 oz/pc	9.51	9.99	
		4-6	9.95	10.45		
Pangasius <i>Pangasius hypophthalmus</i>	Fillet, thawed		4.15	4.37	Italy CIF	Viet Nam
	Fresh, fillet		5.00	5.26 =	Spain wholesale	
	Fillet		3.50	3.68 +		
NON-TRADITIONAL SPECIES						June 2022
Sturgeon/Esturgeon/ Esturione <i>Acipenseridae</i>	Frozen - Whole	1.5-2 kg/pc	6.50	6.84	France CIF	France
	Gutted	5-7 kg/pc	7.50	7.89		
	Filletlets	200-300 g/pc	15.00	15.79		
		800-1000	15.00	15.79		
<i>A.baeri</i>	Caviar (Aquitaine) metal boxes		1,200	1,263		
European eel/Anguille d'Europe/ Anguila europea <i>Anguilla anguilla</i>	Smoked	Medium	48.00	50.53 =	wholesale	Europe
	Fresh		14.50	15.26 +	Italy CPT	
Dusky grouper Mérrou noir/Mero moreno <i>Epinephelus marginatus</i>	Fresh	5-10 kg/pc	6.67	7.00	CIF	Yemen
	Fresh - whole	1-2 kg/pc	10.48	11.03 -		
		2-4	9.91	10.43 -	CPT	Senegal
		4-7	11.21	11.80 -		
		7-10	11.68	12.29 +		
		10-20	12.89	13.57 +		
	> 20	10.98	11.56 +			
White grouper/ Merou blanc/Cherna de ley <i>Epinephelus aeneus</i>	Gutted	1.5-2 kg/pc	5.14	5.40	France CIF	Yemen
		2-3	5.14	5.40		
		3-5	5.14	5.40		
		5-10	5.14	5.40		
		2-3 kg/pc	5.05	5.30 -	Italy CIF	
		3-5	5.05	5.30 -		
		5-10	5.05	5.30 -	CPT	
		1-2 kg/pc	10.59	11.15 *		
		2-4	11.63	12.24 *		
		4-7	11.87	12.49 *		
	7-10	11.59	12.20 *			
	> 10	11.90	12.53 *			
White-blotched grouper/ Mérrou plate grise Mero de lunares <i>Epinephelus multinotatus</i>	H&G	3-5 kg/pc	6.86	7.20	Spain CIF	
		5-8	6.86	7.20		
		5-10	6.86	7.20		
		>10	6.86	7.20		
Mahi mahi/Dorado/ Dorado <i>Coryphaena hippurus</i>	Gutted, skinless		2.81	2.95	Europe CIF	Mozambique
	Fresh, whole		4.76	5.01	Italy CPT	Spain
	Fresh, fillets		11.01	11.59 +		
	Fresh, fillets		2.65	2.79	Spain FOB	
	H&G	< 20 kg/pc	4.75	5.00 =		
Blue shark/ Peau bleue/Tiburón azul <i>Prionace glauca</i>	H&G, skin-on	< 4 kg/pc	2.43	2.56 -		
		4-7	2.43	2.56 -		
		7-12	2.43	2.56 -		
		12-20	2.43	2.56 =		
		> 20	2.45	2.58 =		
	H&G, skinless	< 4 kg/pc	3.11	3.27 -		
		4-7	3.11	3.27 -		
		7-12	3.11	3.27 -		
	12-20	3.02	3.18 +			
	> 20	3.01	3.17 -			



Fish Species Trade Name	Product Form	Grading	Price per kg		Reference & Area	Origin
			As stated	EUR USD		
NON-TRADITIONAL SPECIES (cont.)						
						June 2022
Mako shark/Taupe bleue Marrajo dientuso <i>Isurus oxyrinchus</i>		< 10 kg/pc	3.95	4.16 =	Spain FOB	
		10-30	6.50	6.84 +		
		30-50	6.30	6.63 +		
		50-100	5.95	6.26 +		
		> 100	4.85	5.11 +		
Black marlin/Makaire noir/ Marlin negro <i>Makaira nigricans</i>	H&G, skin-on	< 80 kg/pc	5.65	5.95 +		
		> 80	5.65	5.95 +		
Blue marlin/Makaire bleu/ Marlin azul <i>Makaira indica</i>		< 80 kg/pc	5.65	5.95 +		
		> 80	5.65	5.95 +		
Crimson jobfish Colas fil/Panchito hebra <i>Pristipomoides filamentosus</i>	Whole, gutted	2- 3 kg/pc	3.05	3.20	France CIF	Yemen
		3- 5	3.33	3.50		
		5- 10	3.33	3.50		
		3- 5	3.57	3.75 +	Italy CIF	
						June 2022
SEABASS/SEABREAM/ MEAGRE						
Seabass/Bar, Loup/Lubina <i>Dicentrarchus labrax</i>	Fresh - whole farmed	200-300 g/pc	4.80	5.05 +	Greece FOB	Greece
		300-450	5.60	5.89 +		
		450-600	6.00	6.32 +		
		600-800	6.80	7.16 +		
		800-1000	7.80	8.21 +		
		> 1000	9.30	9.79 =		
		200-300 g/pc	5.10	5.37 +	Italy CIF	
		300-450	5.90	6.21 +		
		450-600	6.30	6.63 +		
		600-800	7.10	7.47 +		
		800-1000	8.10	8.53 +		
		> 1000	9.60	10.11 =		
		200-300 g/pc	5.17	5.44 +	France CIF	
		300-450	5.97	6.28 +		
		450-600	6.37	6.71 +		
		600-800	7.17	7.55 +		
		800-1000	8.17	8.60 +		
		> 1000	9.67	10.18 =		
		200-300 g/pc	5.16	5.43 +	Spain CIF	
		300-450	5.96	6.27 +		
		450-600	6.36	6.69 +		
		600-800	7.16	7.54 +		
		800-1000	8.16	8.59 +		
		> 1000	9.66	10.17 =		
		200-300 g/pc	5.20	5.47 +	Germany CIF	
		300-450	6.00	6.32 +		
		450-600	6.40	6.74 +		
		600-800	7.20	7.58 +		
800-1000	8.20	8.63 +				
> 1000	9.70	10.21 =				
200-300 g/pc	5.17	5.44 +	Portugal CIF			
300-450	5.97	6.28 +				
450-600	6.37	6.71 +				
600-800	7.17	7.55 +				
800-1000	8.17	8.60 +				
> 1000	9.67	10.18 =				
200-300 g/pc	5.44	5.73 +	UK CIF			
300-450	6.24	6.57 +				
450-600	6.64	6.99 +				
600-800	7.44	7.83 +				
800-1000	8.44	8.88 +				
> 1000	9.94	10.46 =				
500-1000 g/pc		20.70	21.79	Spain CFR	France	
1000-2000		23.30	24.53			
2000-3000		24.40	25.68			
3000-4000		24.40	25.68			



Fish Species Trade Name	Product Form	Grading	Price per kg			Reference & Area	Origin
			As stated	EUR	USD		
SEABASS/SEABREAM/ MEAGRE (cont.)							June 2022
Seabass/Bar, Loup/Lubina <i>Dicentrarchus labrax</i>	Fresh - whole - wild, from trawling	800-1000 g/pc	21.50	22.63 +		France wholesale	France
		1000-2000	23.50	24.74 +			
		2000-3000	25.50	26.84 +			
	Fresh - whole - wild, from line fishing	1000-2000 g/pc	28.00	29.47 +			
		2000-3000	31.50	33.16 +			
	Fresh - whole - farmed	400-600 g/pc	600-800	7.30	7.68 =	Italy CPT	Croatia
			800-1000	11.00	11.58 =		
			300-400 g/pc	5.90	6.21 +		
		400-600	6.30	6.63 +			Italy (Orbetello)
			7.60	8.00 +			
		800-1000	10.20	10.74			
			Large	10.70			
	Medium	10.10	12.17 +				
	Small	7.80	9.40 +				
	Fresh, wild	600-800 g/pc	500-1000	9.00	10.84	Spain CIF	Morocco
1000-2000			14.20	17.11 +			
1000-2000		14.08	16.96 +		Denmark		
		10.47	12.61				
Fresh, wild	500-1000 g/pc	1000-2000	15.00	18.07	wholesale	Europe	
		2000-3000	15.00	18.07			
	2000-3000	20.80	25.06				
		23.00	27.71				
Fresh, farmed	200-300 g/pc	300-450	4.75	5.00 +	Italy CIF	Greece	
		450-600	5.91	6.22 +			
		600-800	6.24	6.57 +			
		800-1000	6.68	7.03 +			
		800-1000	7.75	8.16 +			
Fresh, fillets	70-100 g/pc	100-140	11.00	11.58			
		100-140	10.80	11.37			
		140-180	11.25	11.84			
		140-180	11.25	11.84			
Gilthead seabream/ Dorade royale/Dorada <i>Sparus aurata</i>	farmed	200-300 g/pc	300-450	5.00	5.26 =	Greece FOB	Greece
			450-600	5.10	5.37 +		
			600-800	5.20	5.47 +		
			800-1000	5.50	5.79 +		
			> 1000	6.50	6.84 =		
		200-300 g/pc	300-450	8.50	8.95 =	Italy CIF	
			450-600	5.30	5.46 =		
			600-800	5.40	5.57 +		
			800-1000	5.50	5.79 +		
			> 1000	5.80	6.11 +		
		200-300 g/pc	300-450	6.80	7.16 =	France CIF	
			450-600	8.80	9.26 =		
			600-800	5.37	5.65 =		
			800-1000	5.47	5.76 +		
			> 1000	5.57	5.86 +		
200-300 g/pc	300-450	5.87	6.18 +				
	450-600	5.87	6.18 +				
	600-800	6.87	7.23 =				
	800-1000	6.87	7.23 =				
	> 1000	8.87	9.34 =				



Fish Species Trade Name	Product Form	Grading	Price per kg			Reference & Area	Origin
			As stated	EUR	USD		
SEABASS/SEABREAM/ MEAGRE (cont.)							
June 2022							
Gilthead seabream/ Dorade royale/Dorada <i>Sparus aurata</i>	Fresh - whole farmed	200-300 g/pc	5.36	5.64 =	Spain CIF		
		300-450	5.46	5.75 +			
		450-600	5.56	5.85 +			
		600-800	5.86	6.17 +			
		800-1000	6.86	7.22 =			
		> 1000	8.86	9.33 =			
		200-300 g/pc	5.40	5.68 =			Germany CIF
		300-450	5.50	5.79 +			
		450-600	5.60	5.89 +			
		600-800	5.90	6.21 +			
		800-1000	6.90	7.26 =			
		> 1000	8.90	9.37 =			
		200-300 g/pc	5.37	5.65 =			Portugal CIF
		300-450	5.47	5.76 +			
		450-600	5.57	5.86 +			
	600-800	5.87	6.18 +				
	800-1000	6.87	7.23 =				
	> 1000	8.87	9.34 =				
	200-300 g/pc	5.64	5.94 =	UK CIF			
	300-450	5.74	6.04 +				
450-600	5.84	6.15 +					
600-800	6.14	6.46 +					
800-1000	7.14	7.52 =					
> 1000	9.14	9.62 =					
Fresh - wild	500-1000 g/pc	24.40	25.68	Spain CIF	France		
		19.80	20.84				
		16.40	17.26				
Fresh, wild		25.00	30.12 +	wholesale	Europe		
Fresh, farmed		5.40	6.51 +				
Fresh, wild	500-800 g/pc	22.00	23.16 =	France wholesale	France		
		800-1000	22.00			23.16 =	
		> 1000	26.00			27.37 +	
Fresh - farmed	300-400	5.80	6.11 =	France wholesale	EU		
		400-600	6.20			6.53 =	
		600-800	11.30			11.89 =	
		800-1000	12.80			13.47 =	
		300-400 g/pc	5.25			5.53 +	Italy CIF
200-300 g/pc	4.55	4.79 +					
300-400	4.53	4.77 +					
400-600	4.53	4.77 +					
600-800	4.53	4.77 +					
800-1000	5.30	5.58 +					
1000-1500	8.95	9.42 +					
1500-2000	9.10	9.58 +					
Fresh - wild	300-500 g/pc	14.50	15.26 +	CPT	Morocco		
		600-800	19.38			20.40 +	
		800-1000	21.81			22.96 +	
		1000-2000	23.12			24.34 +	
Fresh - farmed	Large	11.40	13.73 +	Italy (Orbetello)	Italy (Orbetello)		
		Medium	10.20			12.29 +	
		300-400 g/pc	5.60			5.89	Croatia
400-600 g/pc	6.30	6.63					
600-800	7.03	7.40					
White seabream/Sar/Sargo <i>Diplodus sargus</i>	Fresh	6.90	7.26 +	Italy CPT	Senegal		
		300-500 g/pc	10.16			10.69 +	
		500-700	8.78			9.24 -	
		700-1000	10.64			11.20 +	
		1000-2000	9.85			10.37 +	
Meagre/Maigre commun/Corvina <i>Argyrosomus regius</i>	Fresh - Whole farmed	500-1000 g/pc	4.68	4.93 -	Greece		
		1000-2000	4.68	4.93 -			
		> 2000	4.03	4.24 -			
	Fresh- whole, wild	0.8-1 kg/pc	11.98	12.61	Mediterraneo		
			1-2	12.68		13.35 +	
			5-10	12.68		13.35 +	
			10-15	11.91		12.54 +	
			15-20	11.91		12.54 +	
			20-30	10.27		10.81 -	
			8.90	9.37 -		Spain wholesale	
Fresh, cultured		7.90	8.32 *				
> 1000 g/pc		10.00	10.53 =	France wholesale	France		



The European Fish Price Report is a monthly GLOBEFISH publication.
This issue was prepared by Helga Josupeit and Felix Dent.

PRICE REFERENCE (INCOTERMS 2010)

CFR	Cost and Freight
CIF	Cost, Insurance and Freight
CIP	Carriage and Insurance Paid To
CPT	Carriage Paid To
DAT	Delivered at Terminal
DAP	Delivered at Place
DDP	Delivered Duty Paid
EXW	Ex Works
FCA	Free Carrier
FAS	Free Alongside Ship
FOB	Free on Board

PRODUCT FORM

C&P	Cooked and Peeled
FAS	Frozen at Sea
H&G	Headed and Gutted
HOG	Head on Gutted (salmon)
IQF	Individually Quick Frozen
IWP	Individually Wrapped Pack
PBI	Pinbone In
PBO	Pinbone Off
PD	Peeled and Deveined
PTO	Peeled Tail On
PUD	Peeled, Undeveined

CURRENCY RATES

		US\$	EUR
Canada	CAD	1.30	1.37
Norway	NOK	10.01	10.46
USA	USD		1.05
EU	EUR	0.95	
Denmark	DKK	7.09	7.44
Russia	RUR	57.50	60.35

Exchange Rates 18.06.2022

SYMBOLS

- + Price increased in original currency since last report
- Price decreased in original currency since last report
- = Updated but unchanged price
- * New insertion
- Not updated since last issue

GLOBEFISH Price Dashboard FAO

GLOBEFISH is pleased to announce a new information product available on its website: the GLOBEFISH European Price Dashboard. Prices are automatically drawn from various sources along the value chain into a central database and updated once a week. Users can browse prices and analyse trends, as well as search or filter prices according to common or scientific name, species grouping, preservation, origin or market, to mention a few.



**GLOBEFISH Market Reports are available from the GLOBEFISH web site:
www.fao.org/in-action/globefish**



Food and Agriculture
Organization of the
United Nations

EUROPEAN PRICE REPORT

GLOBEFISH


Trade and Market Team (NFIMT)
Fisheries and Aquaculture Division
Food and Agriculture Organization of the United Nations
Viale delle Terme di Caracalla
00153 Rome, Italy

globefish@fao.org

www.globefish.org



#FAOfish



GLOBEFISH