



Food and Agriculture
Organization of the
United Nations

EUROPEAN PRICE REPORT



Latest trends

Inflation in France reached 6.1 percent in July 2022 year-on-year according to the French statistics institution (INSEE). This continues a trend which saw 5.8 percent inflation recorded in June, 5.2 percent inflation in May and 4.8 percent inflation in April. Increased cost of energy is again the main contributor to inflationary pressures, at 12.3 percent, although this represents a significant decline relative to June (33.1 percent). Food inflation, however, is at 6.7 percent, compared with 5.7 percent in May. According to the EU commission's Summer 2022 Economic Forecast, "Inflation in the euro area is projected to peak at a new record high of 8.4 percent in the third quarter of 2022. As the pressures from energy prices and supply constraints fade, inflation is expected to decline steadily thereafter and to fall below 3 percent by the end of 2023. The annual rates of 7.6% in 2022 (8.3% in the EU) and 4.0% in 2023 (4.6% in the EU) imply upward revisions by more than one percentage point from the Spring Forecast." These rising costs are having an obvious effect on production costs, particularly energy costs, and this translates into higher prices and negative demand effects for consumers. Food consumption declined again by -0.3 percent in June following stability in May. For the full second quarter of 2022, household food consumption decreased by -2.3 percent compared with the previous quarter.

The situation is similar in all Eurozone countries. Fish prices are increasing, but consumers are becoming more selective and favouring lower priced products. At present, this behaviour shift is still masked by the tourist season, when consumers are more likely to pay more for products they associate with the holidays. As the summer draws to a close, however, this new market environment will become more evident, with tilapia and pangasius already seeing increased demand in August.

There is a general trend toward fish price stability. According to the European Price Report, 15 percent of prices increased, 10 percent of prices decreased, but 75 percent of prices remained unchanged.

August 2022
08/2022

Index for prices

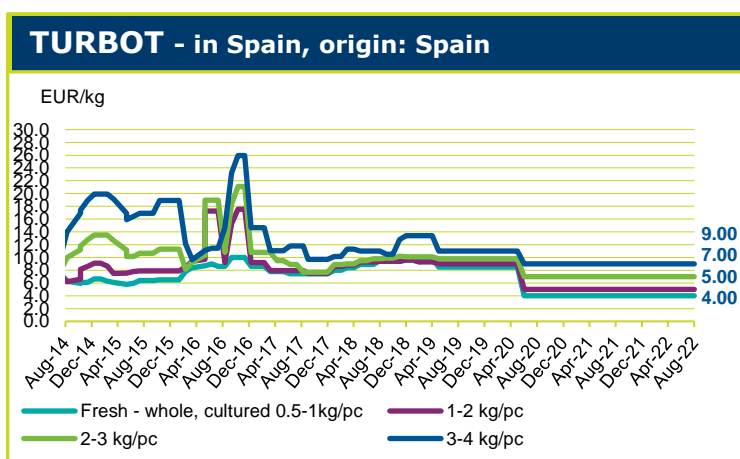
Groundfish	9
Flatfish	11
Tuna	12
Small Pelagics	12
Cephalopods	13
Crustaceans	15
Bivalves	15
Salmon	17
Trout	18
Freshwater fish	18
Non Traditional Species	18
Seabass-Seabream-Meagre	19

The **European Fish Price Report**, based on information supplied by industry correspondents, aims to provide guidance on broad price trends. Price information is indicative and should be used only for forecasting medium- and long-term trends. FAO is not responsible for any errors or omissions.

GROUND FISH

As a reaction to the Russian invasion of Ukraine, the United Kingdom of Great Britain and Northern Ireland has suspended tariff reductions on products from the Russian Federation and Belarus. This decision is important for the groundfish market, as large quantities of Alaska pollack from Russia typically find their way to the UK market. Now the tariffs are as high as 35 percent for frozen Alaska pollack, which is putting further pressure on the country's already difficult whitefish market.

Argentina's exports of frozen whole hake to the Russian Federation were cut in 2022 due to the Ukraine conflict. In the first half of 2022, some 2 900 tonnes of this product were exported, compared with 6 050 tonnes in the same period of 2021. Export earnings from this commodity also declined from USD 9.1 million to USD 4.6 million. Similarly, seafood exports from Argentina to Ukraine, which consist of frozen hake and other groundfish, collapsed from 2 300 tonnes in the first half of 2021 to 900 tonnes in the first half of 2022. The trade had stopped completely in March-May 2022 but resumed at low volumes in June.



Wet-salted cod fillets from frozen raw material (*Gadus macrocephalus*) and wet-salted cod fillets (*Gadus morhua*) from fresh raw material of Faroese and Icelandic origin are setting historical price records due to a severe global shortage of salted cod in addition to general cost inflation. Although consumption is currently limited, it will pick up again in September when distributors in Southern Europe return from vacation.

TUNA - BILLFISHES

The 3-month FAD-closure in the Western and Central Pacific (WCP) is in force until 30 September. Fishing has slowed down even more since last month and is now poor. As a result, skipjack prices have rebounded sharply and are expected to increase further due to poor catches.

Catches in the Indian Ocean (IO) are being affected by strong currents and have fallen to low levels. Meanwhile, raw material inventories at local canneries are approaching unhealthy levels. Both skipjack and yellowfin prices remain unchanged for now.

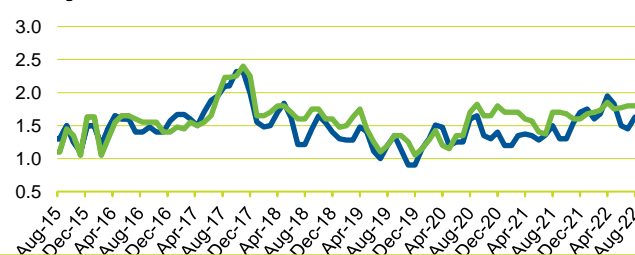
Fishing in the Atlantic Ocean has improved to moderate. Skipjack prices have increased slightly while yellowfin prices remain stable. This is in line with the prices in IO.

The first 72-day Inter-American Tropical Tuna Commission (IATTC) 'veda' has been in force since 29 July, with about 43 percent of the Eastern Tropical Pacific (ETP) fleet opting to stop fishing during this period. Fishing is reported to be poor for vessels still out fishing in the Eastern Pacific Ocean. Skipjack and yellowfin prices remain stable.

Due to the short supply and despite the seasonal closure of the factories, European prices for skipjack and yellowfin have risen. Similarly, the indicative price for cooked, single-cleaned skipjack loins has also increased.

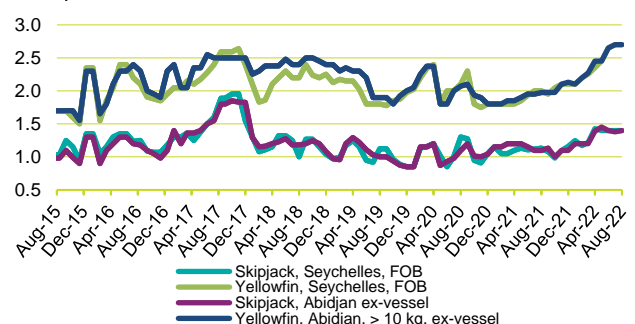
TUNA - Pacific Ocean

USD/kg



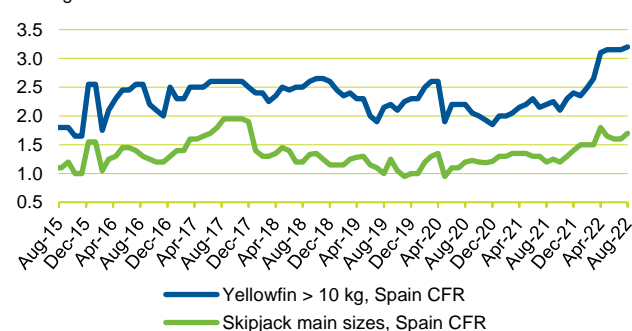
TUNA - Indian/Atlantic Oceans

EUR/kg



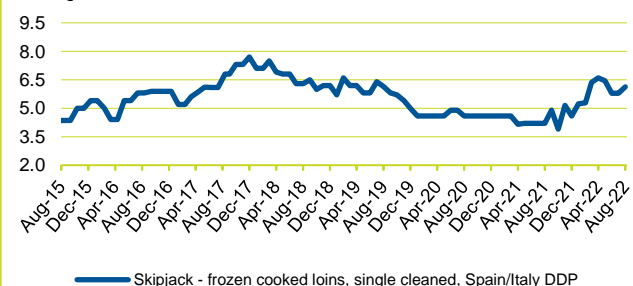
TUNA - Spanish canneries

EUR/kg



TUNA - Loins

USD/Kg

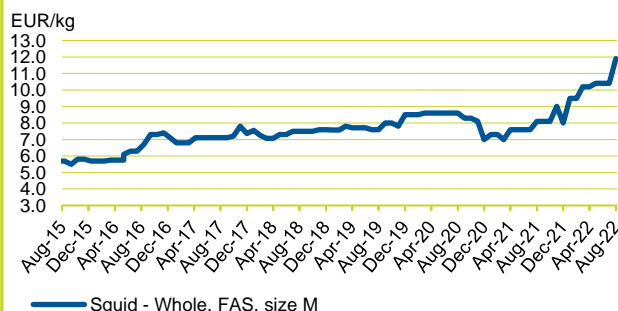


CEPHALOPODS

Catches of squid in South Africa are poor, but prices are strong. However, this has been partially eroded by higher shipping costs and vessel fuel bills.

The Moroccan authorities have decided to ban all octopus fishing during the 2022 summer season due to overfishing. The exception is fishing by traditional boats within a limited area in the southern region of the Atlantic Ocean. The ban will last until the beginning of 2023. This has immediately impacted octopus prices in Europe, which rose by 10 percent in just a month. Consumption of octopus is strong in restaurants, but home consumption is also expected to rise this year.

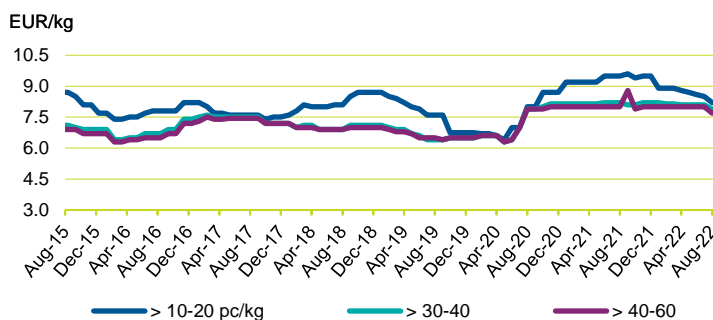
SQUID - in Italy, origin: South Africa



CRUSTACEANS

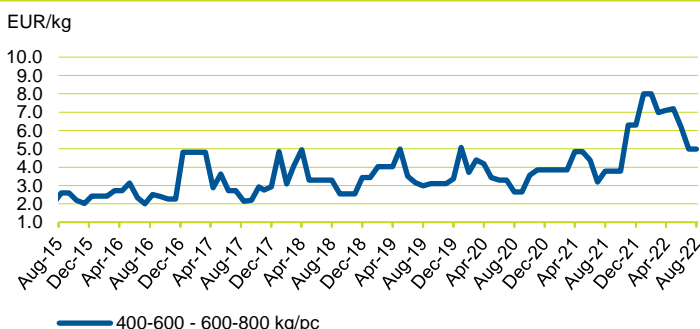
Argentina shrimp exports to the Russian Federation collapsed in 2022 due to the Ukraine conflict. In the first six months of 2022, only 658 tonnes of frozen shrimp were exported from Argentina to the Russian Federation, compared with 4 200 tonnes in the same period of 2021. In value terms, this equates to a reduction from USD 28.3 million in the first half of 2021 to USD 4.7 million in the same period of 2022.

ARGENTINA RED SHRIMP - origin: Argentina



There are huge holdings of Argentine shrimp in the European market, while demand is surprisingly low, despite the holiday season. As a result, import prices have declined by EUR 0.30 per kg in one month. On the other hand, strong demand is reported from Asia, likely leading to an inversion of the price trend in September.

CRAB - in France, origin: Europe



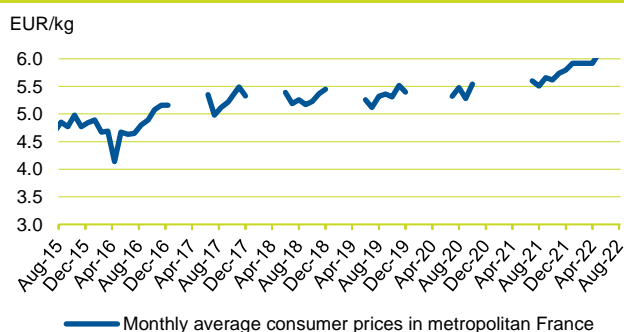
Crab and lobster sales are benefiting from the reopening of full-service restaurants, but there is also price tension due to lower supply than in previous years.

BIVALVES

Bouchot mussels continue to be widely available on the French market. However, production has suffered from a lack of rain, essential to bring nutrients and help phytoplankton growth in the production zones. The Appellation d'origine protégée (Protected designation of origin) (AOP) Moules de Bouchot St Michel season is delayed due to size and quality criteria not meeting the AOP specification, which requires mussels to be a minimum of 4 cm long with a meat index of 120 minimum. Instead of commencing in the latter half of July as in a typical year, the 2022 season finally started on 12 August. The AOP Baie du Mont Saint Michel mussels represent a volume of around 10 000 tonnes, an estimated 20 percent of the French production. Rope mussels are present in France, Italy, and Spain. The Dutch mussel season has also started, with a traditionally high presence in the Belgium market.

Further north in France, the AOP specifications for bouchot mussels from the bay of Mont-Saint-Michel also require the shellfish to be at least 4 cm long. Due to the lack of rain since January 2022, the 42 mussel farmers gathered within the AOP had to postpone the start of the marketing of their shellfish by one month, which generally takes place between 15 July and 15 February. Shellfish that do not respect the minimum size can be sold under the label "Moules de bouchot France". Their selling price is then, on average, 20 to 30 cents lower than that of the AOP bouchot, which usually represents 75 to 85 percent of 12 000 tonnes produced in the bay.

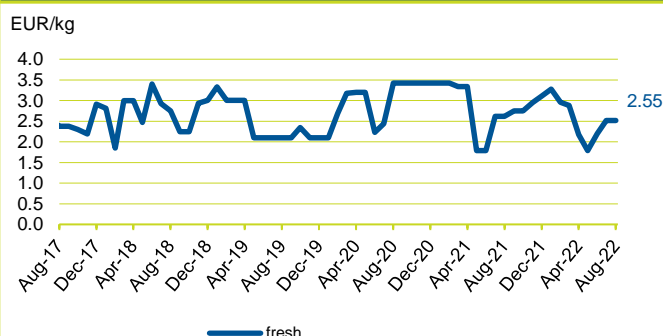
MUSSEL BOUCHOT - in France



SMALL PELAGICS

Norway and the Faroe Islands have once again set unilateral quotas for mackerel in 2022, leading to strong protests from the European Union. In June, the two countries set their quotas at 35 percent and 19.6 percent of the scientific advice for total catches. This gave Norway a quota of 278 222 tonnes and the Faroe Islands 155 804 tonnes for 2022. Representatives of the European Union claim that this is irresponsible and leads to overfishing the mackerel resource in the Northeast Atlantic. A little later, Norway increased its unilateral quota even further, to 281 171 tonnes for the entire season.

Mackerel - in Italy, origin: France

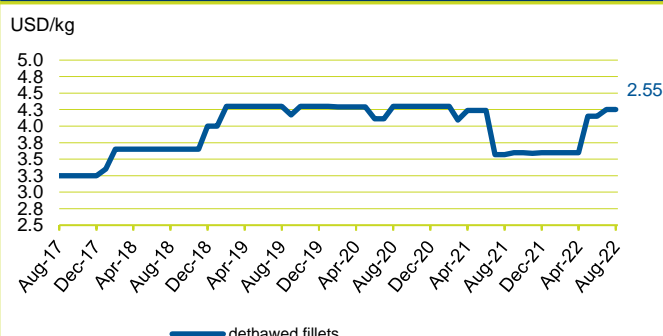


The International Council for the Exploration of the Seas (ICES) has recommended a reduction of the North Sea herring quota for the coming year. The recommendation was for a cut of 22 percent to 414 886 tonnes, with the final TAC set at 427 628 tonnes. Norwegian landings of North Sea herring in May 2022 were the highest ever. It was also reported that the fat content was relatively high for this time of year.

FRESHWATER

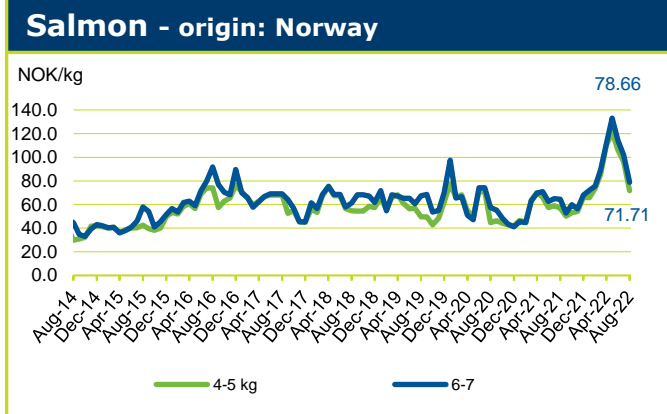
Due primarily to high inflation in European Union countries, imports of pangasius fillets increased, which is considered a relatively cheap fish product. In Spain, imports returned to 2 600 tonnes in the first five months of the year, compared with 1 700 tonnes during the same period last year. The unit value rose from USD 2.70 per kg to USD 3.40 per kg. This increase represents a reversal in a downward trend in imports which has lasted for some ten years.

Pangasius - in Italy, origin: Viet Nam



SALMON

Prices for farmed Atlantic salmon in Europe have continued to decline throughout the summer and are now significantly lower relative to exceptionally high levels recorded in the second quarter. According to the NASDAQ salmon index, prices were down 21 percent in week 32 compared with four weeks earlier, to NOK 72.49 per kg for fresh head-on-gutted Atlantics exported out of Norway. This dip is somewhat expected as it follows seasonal trends, which typically see prices decline in late summer as harvest volumes spike at European farms, particularly in Norway. However, prices remain severely elevated relative to recent years, reflecting the persistent market conditions characterized by lower supply, logistics disruption, and surging demand.



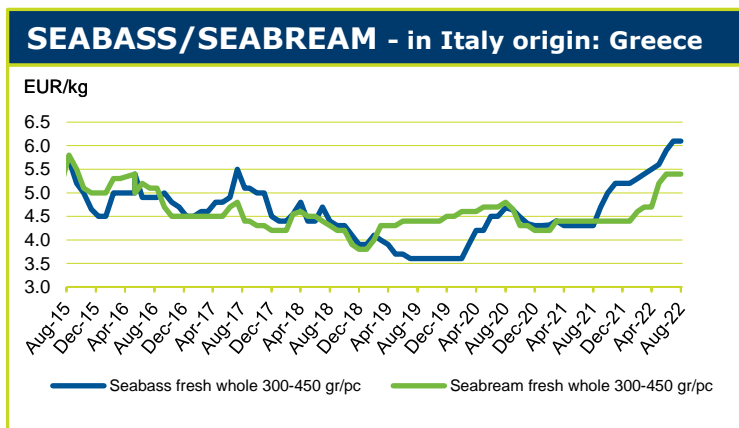
According to the Norwegian Seafood Council (NSC), July was the single best month ever for Norwegian salmon exports, with 96 500 tonnes exported worth NOK 8.7 billion. This is a drop in volume of 5 percent compared with the same month last year, but it is a 27 percent increase in value, a consequence of an average export price of NOK 84.97 per kg for fresh whole salmon. Processing and reexports have seen Poland and Denmark top the list of Norway's salmon export destinations, with France the top consumer market and the UK notable for growth due to lower supply out of Scotland. Prices for farmed Atlantics exported out of the UK have also been exceptionally high this year, peaking at GBP 12.00 per kg for fresh head-on-gutted Atlantics in Q2. In week 34, they fell back to GBP 6.30 per kg, compared with GBP 4.80 per kg in the same week last year.

TROUT

Trout exports out of Norway are largely mirroring those for salmon. Similarly, according to the NSC, July was a record month for trout, with 5 200 tonnes exported worth NOK 531 million. This is a volume decline of 16 percent but an increase in value of 40 percent compared with July 2021. Trout supply has been very tight, driving farmed trout prices up even more steeply than those for salmon. In week 32, the average export price for fresh head-on-gutted trout was NOK 87 per kg, 57 percent higher than the same week last year.

SEABASS AND SEABREAM

Strong summer demand, tight supply across the Mediterranean, and a more diversified market have been driving a steep upward trend in European prices for farmed bass and bream. These high price levels have continued into August. Indeed, when prices traditionally begin their seasonal decline, we see a continuation of the year's peaks. In Italy, Greek seabass of size 300-450 g was selling for EUR 6.10 per kg this month, considerably higher than prices in the same month for some time. Meanwhile, Greek seabream of the same size was selling for EUR 5.40 per kg in the same market, the highest price point in some seven years.





Fish Species Trade Name	Product Form	Grading	Price per kg			Reference & Area	Origin		
			As stated	EUR	USD				
GROUND FISH								August 2022	
Cod/Cabillaud, Morue/ Bacalao <i>Gadus morhua</i>	Fresh - Whole	1-2 kg/pc		7.40	7.40	Italy CPT	Denmark		
		2-4		8.20	8.20				
	Fresh, fillet	100-200 g/pc		8.39	8.39				
		200-400		10.42	10.42				
	Fillet	500-1000		6.95	6.95				
	20 percent glazing	1000-2000		7.75	7.75	DDP	Norway		
	Stockfish, soaked			6.10	6.10				
	Stockfish, dry	700 g/pc		25.00	25.00 =				
	wet salted fillets	700-1000 g/pc		11.30	11.30 =				
	IQF, loin portion single frozen	100-150 g/pc		10.95	10.95 +			CIF	Iceland
	portion			10.25	10.25	United States of America CIF	Norway		
	H&G	2.5-4 kg/pc		5.65	5.65				
		4-6		5.51	5.51				
	Portion	1-6 oz/pc		10.25	10.25			Poland	
		500-1000 g/pc		3.65	3.65			Russian Federation	
H&G	1000-2000		5.00	5.00					
	2000-3000		5.30	5.30					
	3000-4000		5.00	5.00					
Fillets	16-32 oz/pc		6.00	6.00					
IQF	5 oz/pc		15.39	15.39				Iceland	
<i>Gadus macrocephalus</i>	Salted cod			16.50	16.50 +	Spain wholesale	Europe		
	Fresh			7.50	7.50 -				
	Frozen			16.50	16.50 +				
	Fresh cultured			4.00	4.00 =				
	Fresh fillets			9.00	9.00 -				
	Fresh, headed	2-3		9.50	9.50 =	France wholesale	France		
		3-4		9.70	9.70 =				
		4-5		10.00	10.00 +				
	Fillet	100-200 g/pc		12.30	12.30 +				
		200-300		13.50	13.50 =				
	Fillet - wet salted - 1st quality produced from frozen raw material	400-700 g/pc		10.10	10.10 =	Italy CIF	Denmark		
	Defrosted, whole			14.35	14.35	CPT			
	Hake/Merlu/Merluza <i>Merluccius capensis</i>	Minced block			2.25	2.25 =	Namibia FOB for Spanish market	Namibia	
		H&G, wrapped	50-150 g/pc		2.25	2.25	Spain ex-vessel		
			350-600		2.48	2.48			
		500-800		2.85	2.85				
		600-900		3.08	3.08				
		900-1300		3.65	3.65				
		800-1200		3.58	3.58				
Fillets, skin-less, interleaved		55-115 g/pc		4.45	4.45		South Africa		
		110-170		4.55	4.55				
Fillets, skin-less, interleaved		60-110 g/pc		4.09	4.09				
		110-170		4.25	4.25				
		170-220		4.85	4.85				
IQF portion, trapeze		90-110 g/pc		9.80	9.80 +	Italy CIF	Namibia		
<i>Merluccius merluccius</i>		Fresh - whole	100-200 g/pc		4.92	5.93	CPT	Mediterranean	
			200-300		5.42	6.53			
		300-400		8.15	9.82				
		500-1000		7.75	9.34				
		1000-2000		7.41	8.93				
		2000-4000		7.22	8.70				
		1000-2000 g/pc		6.80	8.19 =	France wholesale	France		
		2000-3000		7.50	9.04 =				
		3000-4000		9.00	10.84 -				
	Fillets			11.50	13.86 +			Europe	
	Frozen	3-4 pc/kg		5.50	5.50 +			Spain wholesale	Spain
	Fresh, from trawling	1000 g/pc		4.30	4.30 -				
	Fresh, from longlining	1000		5.80	5.80 -				
		1000		9.50	9.50 -	Europe			
	<i>Merluccius hubbsi</i>	H&G, interleaved	80-200 g/pc		2.05	2.05	FOB		
		150-500 g/pc		1.85	1.85				
		300-500		2.65	2.65 ^				
		500-700		2.79	2.79 ^				
		700-900		2.95	2.95 ^				
		900-1200		3.15	3.15				
Fillets, skinless		80-120 g/pc		2.96	2.96				
Block frozen		50-200 g/pc		3.65	3.65 ^	Ecuador FOB	Ecuador		
<i>Merluccius gayi</i> <i>Merluccius polli</i>		H&G, interleaved	300-425 g/pc		1.99	1.99	Spain FOB	Guinea	
			500-650		2.53	2.53			
			600-900		2.75	2.75			
			900-1200		2.89	2.89			
			1000-1500		3.15	3.15			
		Fillet, PBO			4.30	4.30 =	ex coldstore	USA	
		Minced block			2.75	2.75 =			
	<i>Merluccius productus</i>								



Fish Species Trade Name	Product Form	Grading	Price per kg			Reference & Area	Origin	
			As stated	EUR	USD			
GROUND FISH (cont.)								August 2022
Alaska pollack/Lieu de l'Alaska/Colín de Alaska <i>Theragra chalcogramma</i>	H&G	> 25	RUB	90.00	1.53	1.50	Russia wholesale	Russia
	Block			3.53	3.53	United States of America FOB	United States of America	
Saithe/Lieu noir/ Carbonero <i>Pollachius virens</i>	Loins			4.00	4.00	CIF	Russia	
	H&G			1.93	1.93			
Haddock/Eglefin/Eglofino <i>Melanogrammus aeglefinus</i>	H&G	< 0.8 kg/pc	NOK	18.75	1.94	1.93	Sweden FCA	Norway
				3.55	3.55	United States of America CIF	Russian Federation	
Ling/Lingue franche/ Maruca <i>Molva molva</i>	Fillet - wet salted Produced from fresh raw material 1st quality	1-1.5 kg/pc		6.50	6.50 =	Italy DDP	Faeroe Islands	
	IQF, fillets, skin-on	1-1.7 kg/pc		3.45	3.45	Spain FOB	Spain	
Monkfish/Baudroie/ Rape <i>Lophius spp.</i>	Fresh , tail	< 300 g/pc		7.79	7.79	Italy CPT	UK	
		200-500		9.35	9.35			
		500-1000		11.14	11.14			
		1000-2000		11.56	11.56			
		> 2000		12.55	12.55			
	Fresh , whole	100-300 g/pc		7.66	7.66		Mediterranean	
		300-600 g/pc		7.05	7.05			
		600-1000		8.09	8.09			
		1000-2000		9.54	9.54			
	Tails	80-200 g/pc		4.75	4.75	Spain FOB	Spain	
		140-250		4.97	4.97			
		250-500		5.28	5.28			
300-800			2.50	2.50				
Whole	500-1000 g/pc		4.75	4.75 +				
	900-1200		4.85	4.85 ^				
	2000-3000		5.95	5.95 ^				
Tails, skinless	100-200 g/pc		2.00	2.00		Guinea		
	600-1000		5.95	5.95				
	900-1600		6.95	6.95				
	< 100		5.85	5.85		Namibia		
John Dory/ Saint Pierre Pez de San Pedro <i>Zeus faber</i>	Fresh - whole	1-2 kg/pc		25.50	25.50 +	France wholesale	France	
		2-3		33.00	33.00 =			
	whole	800-1000 g/pc		12.66	12.66	Italy CPT	Italy	
		1000-2000		14.69	14.69			
		2000-3000		18.56	18.56			
	Fresh - gutted	600-800		9.80	9.80			
		800-1000		14.91	14.91			
		1000-2000		15.65	15.65			
	> 2000		16.01	16.01				
Fresh - fillets			7.72	7.72				
H&G	< 200 g/pc		3.45	3.45	Spain FOB	Mauritania		
	50-250		3.25	3.25 =				
	100-300		3.65	3.65 =				
	250-500		5.35	5.35 =				
	450-900		6.45	6.45 =				
	Fillets	80-120 g/pc		4.45	4.45 =		Morocco	
Golden redfish Sébastes doré Gallineta dorada <i>Sebastes mentella</i>	Block, H&G, Japanese cut	50-100 g/pc		1.55	1.55		Spain	
		100-150		1.85	1.85			
		150-200		2.05	2.05			
		200-300		2.49	2.49			
		300-500		2.95	2.95			
	<i>Sebastes marinus</i>	Block, whole	400-500 g/pc		1.35			1.35
H&G		50-100 g/pc		1.79	1.79			
<i>Sebastes norvegicus</i>	Fresh , fillet			9.42	10.78	Italy CPT	Norway	
Common dentex/ Dentex commun Dentón <i>Dentex dentex</i>	Fresh	0.5-1 kg/pc		26.44	26.44		Mauritania	
		0.8-1		12.32	12.32			
		1-2		19.52	19.52			
		2-3		22.52	22.52			
		3-5		18.44	18.44			
		5-7		18.00	18.00			
		200-350 g/pc		2.45	2.45			Spain FOB
	325-450		2.68	2.68				
	450-700		2.92	2.92				
	<i>Dentex gibbosus</i>	250-350 g/pc		2.35	2.35		Mauritania	
		0.8-1 kg/pc		12.62	12.62			
		1-2		12.59	12.59			
		2-3		12.78	12.78			
3-5			12.01	12.01				
5-10			11.58	11.58				
> 10		10.80	10.80					



Fish Species Trade Name	Product Form	Grading	Price per kg		Reference & Area	Origin	
			As stated	EUR USD			
FLATFISH							
August 2022							
Turbot/Rodaballo <i>Psetta maxima</i>	Fresh - whole farmed	0.5-1 kg/pc		4.00	4.00	Spain CIF	Spain
		1-2		5.00	5.00		
		2-3		7.00	7.00		
		3-4		9.00	9.00		
	Fresh - whole wild	0.3-0.5 kg/pc		12.25	12.25		Netherlands
		0.5-1		13.35	13.35		
		0.8-1		14.00	14.00		
		1-2		22.25	22.25		
	Culture	2-3		22.75	22.75	Italy CPT	Spain/Portugal
		600-800 g/pc		9.41	9.41		
		800-1000		9.97	9.97		
		1000-1500		10.18	10.18		
		1500-2000		11.19	11.19		
		2000-2500		10.03	10.03		
		2500-3000		11.34	11.34		
		3000-4000		10.72	10.72		
Fresh - gutted, wild	> 4000		11.43	11.43		Netherlands	
	0.5-1 kg/pc		13.45	13.45			
	0.7-1		11.06	11.06			
	1.5-2		14.50	14.50			
Fresh - fillets	2-3		11.25	11.25			
			16.60	16.60			
	Fresh - whole	0.5-1		7.75			7.75
		1-2		19.55			19.55
Spiny turbot/turbot épineux/ rodaballo espinoso <i>Psettodes spp.</i>	Fresh - fillets			6.99	6.99		
Sole/Sole/ Lenguado <i>Solea vulgaris</i>	Fresh - whole wild	120-175		13.45	13.45	Spain CIF	
		175-200		15.10	15.10		
		200-300		17.20	17.20		
		300-500		25.80	25.80		
		400-500		24.45	24.45		
		500-600		25.80	25.80		
	200-300 g/pc	300-400		20.25	20.25	France	
		400-600		21.80	21.80		
		400-600		22.90	22.90		
	IQF - whole	15-18 cm/pc		5.65	5.65	FOB	Mauritania
		18-21		7.75	7.75		
		20-25		8.85	8.85		
Fresh			20.50	20.50 +	wholesale	Spain	
	Frozen		11.20	11.20 +			
Fresh - gutted	5		16.75	16.75	Italy CPT	Netherlands	
	4		16.21	16.21			
	3		17.64	17.64			
	3+		17.55	17.55			
	2		20.11	20.11			
Sand sole/sole-pole Lenguado de arena <i>Solea lascaris</i>	Fresh - whole	150-300 g/pc		10.72	10.72		West Africa
		300-600		11.46	11.46		
Senegalese sole/sole du Sénégal Lenguado senegalés <i>Solea senegalensis</i>	Fresh - whole, farmed	300-400 g/pc		12.00	12.00		Spain
		400-500		15.55	15.55		
		500-600		15.98	15.98		
		600-700		15.82	15.82		
	400-500 g/pc	800-1000		15.76	15.76	Spain CIF	Guinea
		whole, frozen on land		8.25	8.25		
Brill/Barbue/ Remol <i>Scophthalmus rhombus</i>	whole	0.4-0.6 kg/pc		9.30	9.30	CIF	Netherlands
		0.5-1		16.45	16.45		
		1-2		19.75	19.75		
European plaice/ Plie d'Europe/ Solla europea <i>Pleuronectes platessa</i>	Fresh - whole	300-400 g/pc		5.00	5.00		
		400-600		5.20	5.20		
		> 600		5.35	5.35		
	Fresh - fillet	60-80 g/pc		7.23	7.23	Italy CPT	
European Flounder/ Flet d'Europe/ Platija europea <i>Platichthys flesus</i> <i>Scophthalmus rhombus</i>	IQF, whiteskin, 25 percent glazing	N. 2		8.10	8.10 +	Netherlands FOB (for Italian market)	
		N. 2		8.50	8.50 +		
	Fresh - whole			2.76	2.76	Italy CPT	
				7.10	7.10		
IQF, white skin on, 25% glazing	No 2		7.10	7.10			
	No 2		7.50	7.50			
Megrims/ Cardine/ Gallo <i>Lepidorhombus Spp</i>	Whole	< 150 g/pc		2.25	2.25	Spain FOB	Spain
		150-200		2.75	2.75		
		200-350		3.85	3.85		



Fish Species Trade Name		Product Form	Grading	Price per kg			Reference & Area	Origin
				As stated	EUR	USD		
TUNA/BILLFISHES								
August 2022								
Tuna/Thon/Atún for canning	Skipjack - whole			1.63	1.63 +		Bangkok CFR	Western/Central
				1.60	1.60 +		FOB	Pacific Ocean
	Skipjack - whole			1.80	1.80 =		Ecuador	Eastern Tropical
	Yellowfin - whole			2.40	2.40 =		ex-vessel	Pacific Ocean
	Skipjack - whole			1.40	1.40 =		Seychelles	Indian Ocean
	Yellowfin - whole			2.70	2.70 =		FOB	
	Skipjack - whole			1.40	1.40 +		Abidjan	Atlantic Ocean
	Yellowfin - whole	> 10 kg		2.70	2.70 =		ex-vessel	
	Skipjack - whole	1.8-3.4 kg/pc		1.70	1.70 +		Spain CFR	Various origins
	Yellowfin - whole	> 10 kg		3.20	3.20 +			
	Skipjack	> 1.8 kg/pc		1.50	1.50		Tunisia CFR	Seychelles (Korean vessel)
	Yellowfin - pre-cooked loins	double cleaned		6.40	6.40		Europe CFR	Ecuador
		single cleaned		7.00	7.00			
	Skipjack - pre-cooked loins			6.50	6.50			
for direct consumption	Skipjack - cooked & cleaned loins - vacuum packed	double cleaned		6.00	6.00 +			various origins
	Albacore - whole	< 15 kg/pc		5.20	5.20 -		Spain wholesale FOB	Atlantic
	H&G	< 15		3.85	3.85 -			
	Yellowfin- H&G	< 25 kg/pc		4.98	4.98 =			
		> 20		5.95	5.95 -			
		25-50		5.95	5.95 -			
		50-100		5.95	5.95 -			
		> 100		5.75	5.75 -			
	Skipjack - cooked loins	single cleaned		4.60	4.60			
	Bigeye - frozen loins			7.10	7.10			
	Bigeye - H&G	< 25 kg/pc		4.98	4.98			
		> 20		6.95	6.95			
		25-50		5.95	5.95			
		50-100		5.95	5.95			
		> 100		5.75	5.75			
	Yellowfin - whole	> 30		2.15	2.15		CFR	Yemen
	Bluefin, fresh - whole	10-20 kg/pc		10.00	10.00		Italy CPT	Spain
		20-30		12.95	12.95			
30-50			13.38	13.38				
> 50			12.99	12.99				
Yellowfin -Steaks	6 oz/pc		10.21	10.21		United States of America CIF	Costa Rica	
Yellowfin - Loins			9.63	9.63			Panama	
Swordfish/Espadon/ Pez espada <i>Xiphias gladius</i>	Fresh - whole	< 12 kg/pc		5.00	5.00 =		Spain wholesale	Atlantic Ocean
		> 25		25.00	25.00 -			
		average		20.00	20.00 =			
	whole	< 12 kg/pc		3.50	3.50 =		FOB	
		> 25		16.00	16.00 =			
		average		12.00	12.00 =			
	H&G, skin-on	< 10 kg/pc		7.15	7.15 -			
		10-30		8.25	8.25 -			
		30-50		8.25	8.25 -			
		50-70		8.25	8.25 -			
		70-100		8.88	8.88 +			
		100-175		7.65	7.65 -			
		> 150		7.30	7.30 -			
	Fresh - whole			10.22	10.22		Italy CPT	
Fresh - slice			12.23	12.23				
Fresh - slice, with bone, yellow			10.17	10.17				
Fresh- whole			12.50	12.50 =		France wholesale	Spain	
Frozen- fillet, vacuum			19.00	19.00 +				
SMALL PELAGICS								
August 2022								
Mackerel/Maquereau/ Caballa <i>Scomber scombrus</i>	Fresh - whole			2.52	3.04		Italy CPT	France
	Fresh - whole	4-6 pc/kg		3.04	3.66			
	Fresh - fillet, butterfly cut			5.38	6.48			
<i>Scomber colias</i>	IQF Whole	Small		1.00	1.00 =		Spain wholesale	Spain
		Large		6.00	6.00 =			
		Average		3.00	3.00 -			
		2-3 pc/kg		2.10	2.10 =			
		1-2		1.58	1.58			
		0.3-0.5		1.95	1.95 ^		FOB	
	IQF, Fillets 10% glaze	150-300 g/pc		3.99	3.99			
	IQF, H&G, 8-10% glaze	250-350 g/pc		1.75	1.75			
	Whole, blockfrozen	8-14 pc/kg		0.78	0.78			
		8-17		0.98	0.98			Morocco
	3-6		1.28	1.28				
IQF, 2 percent glazing	80-120 g/pc		3.15	3.15				



Fish Species Trade Name	Product Form	Grading	Price per kg			Reference & Area	Origin
			As stated	EUR	USD		
SMALL PELAGICS (cont.)							August 2022
Horse Mackerel/ Chincard/ Jurel <i>Trachurus spp</i>	Whole	> 24 cm/pc		1.23	1.23	Morocco FOB for European market	Morocco
	Fresh	Small		0.60	0.60 -	Spain wholesale	Spain
		Large		5.00	5.00 -		
		Average		1.80	1.80 =		
	IQF	100-300 g/pc		0.95	0.95	FOB	Guinea
		300-750		1.47	1.47		
		500-1000		1.85	1.85 ^		
		700-1200		1.55	1.55		
		2-5 pc/kg		1.65	1.65		Spain
		3-5		1.49	1.49 =		
4-5			1.43	1.43			
4-6			1.28	1.28			
5-7			1.46	1.46 =			
6-8			1.38	1.38 =			
9-12		1.34	1.34 =				
10-17		1.33	1.33				
Block frozen	100-300 g/pc		1.05	1.05		Mauritania	
	200-350		1.30	1.30			
	250-350		1.35	1.35			
	300-600		1.45	1.45			
	300-500		1.59	1.59			
	500-1000		1.65	1.65			
Fresh			1.00	1.00			
Chub mackerel/Maquereau espagnol/ Estornino <i>Scomber japonicus</i>	Block frozen	8-14 pc/kg		0.82	0.82		Morocco
	Fillets, skin-on	50-150 g/pc		2.27	2.75 ^	Netherlands CIF	Ecuador
Herring/Hareng/Arenque <i>Clupeidae</i>	Fresh - fillets			3.72	3.72	Italy CPT	Denmark
	Fresh - whole	200-300 g/pc	RUB 52.00	0.89	0.87	Russian Fed. wholesale Vladivostok	Russia
		300-400	RUB 93.00	1.59	1.55		
					1.70	1.70 =	France wholesale
	70-100 g/pc		0.21	0.26	Poland FOB	Baltic	
Sprat/Sprat/Espadín <i>Sprattus sprattus</i>	Fresh - whole			0.20	0.24		
Sardine/Sardine/Sardina <i>Sardina pilchardus</i>	Fresh - whole			2.50	2.50	Italy CPT	Morocco
	Frozen - whole			1.21	1.21		
	Fresh - fillet			4.55	4.55		
	Block, whole	12-16 cm/pc		1.80	1.80	Spain FOB	
		16-18		1.85	1.85		
		20-24		1.28	1.28		
		8-14 pc/kg		0.99	0.99		
		11-15		1.29	1.29 =		
		14-20		1.29	1.29 =		
	10-14		1.95	1.95			
Fresh			2.80	2.80 -	wholesale		
Fresh- whole			2.80	2.80 =	France - wholesale	France	
Fresh - butterfly cut			6.00	6.00 +			
Anchovy/Anchois/ Boquerón <i>Engraulis encrasicolus</i>	Fresh			3.50	3.50 =		
	Fresh			2.32	2.32 -	Italy CPT	Italy
	Fresh			2.50	2.50 -	Spain - wholesale	France
				2.00	2.00 -		Italy
				3.80	3.80 -		Spain
	Fresh	45-55 pc/kg		1.65	1.65	FOB	
	Frozen			0.60	0.60		Mexico
	IQF, fillets	40-70 g/pc		4.35	4.35		Morocco
CEPHALOPODS							August 2022
Squid/Encornet/Calamar <i>Loligo spp.</i>	Whole	S (< 18 cm)		11.20	11.20 +	Italy CIF	South Africa
		M (18-25)		11.90	11.90 +		
		L (25-30)		12.50	12.50 +		
		XL (>30)		12.50	12.50 +		
		10-20 pc/kg		5.06	5.06	Spain CIF	Yemen
		6-10		5.26	5.26		
		3-6		6.46	6.46		
		< 3		6.90	6.90		
	Fresh - whole	100-300 g/pc		11.88	11.88 -	Italy CPT	Croatia
		200-400		12.64	12.64 -		
400-600			14.18	14.18 -			
< 3 pc/kg			7.50	7.50			
<i>Loligo vulgaris</i>		3-6		6.90	6.90	Portugal CIF	Yemen
		6-10		6.20	6.20		
		10-20		6.00	6.00		
<i>Loligo gahi</i>	Frozen			12.15	12.15 +	Spain wholesale	Spain
	Whole	< 10 cm/pc		4.10	4.10 -	CIF	Argentina
		10-12		5.19	5.19 +		
		12-14		6.65	6.65 +		



Fish Species Trade Name	Product Form	Grading	Price per kg			Reference & Area	Origin
			As stated	EUR	USD		
CEPHALOPODS (cont.)							August 2022
Squid/Encornet/Calamar <i>Illex argentinus</i>	Whole	15-18 cm/pc 17-22	2.65 2.75	2.65 ^ 2.75 ^	Spain CIF	Argentina	
	Whole	1	6.40	6.40 +		wholesale	Falkland/Malvinas Islands
		2	6.40	6.40 +			
		3	6.40	6.40 +			
		4	6.40	6.40 +			
	<i>Todarodes sagittatus</i>	Block, frozen on board	> 20 cm/pc	2.15	2.15	FOB	Mauritania
	12-18 cm/pc		1.95	1.95	Guinea		
<i>Uroteuthis duvauceli</i>	Whole		7.80	7.80 +	wholesale	India	
<i>Doryteuthis pealeii</i>			6.60	6.60 +		United States of America	
<i>Doryteuthis opalescens</i>			6.00	6.00 +			
Octopus/Poulpe/Pulpo <i>Octopus vulgaris</i>	Whole - FAS	T1	7.89	7.89	Morocco FOB, for Spanish market	Morocco	
		T2	7.89	7.89			
	Sushi slice 100% net weight	7 g/pc 9	16.75 17.20	16.75 17.20	Europe CFR	Indonesia	
		boiled cut 100% net weight					10.50
	Flower type 90% net weight		1-2 kg/pc >2	7.00 8.50			7.00 8.50
		IQF, flower type	500-1000 g/pc	7.70			7.70
	1000-1500		8.95	8.95			
	1500-2000		9.15	9.15			
	2000-3000		10.10	10.10			
	> 3000		10.20	10.20			
	Fresh	0.3-0.5 kg/pc	5.24	5.24	Italy CPT	Italy	
		0.5-1	8.10	8.10			
		1-2	9.01	9.01			
		1-2	6.90	6.90		Spain	
	Eviscerated	300-500 g/pc	8.95	8.95 =	Spain FOB	Senegal/	
		300-1200	9.35	9.35 =			
		500-800	9.75	9.75 =			
	Frozen on board	T1	13.50	13.50 ^	CIF	Mauritania	
		T2	13.50	13.50 ^			
		T3	13.50	13.50 ^			
		T4	13.50	13.50 ^			
		T5	12.50	12.50 ^			
		T6	10.80	10.80 ^			
		T7	9.90	9.90 ^			
		T8	10.50	10.50 ^			
	Frozen at land, artisanal catch	T1	14.00	14.00 ^	wholesale	Thailand	
		T2	14.00	14.00 ^			
		T3	14.00	14.00 ^			
		T4	14.00	14.00 ^			
		T5	13.00	13.00 ^			
		T6	11.30	11.30 ^			
		T7	10.40	10.40 ^			
T8		11.00	11.00 ^				
Frozen, Galizian style		16.90	16.90 +	France wholesale	Europe		
	Fresh	5.50	5.50 +				
Frozen		7.00	7.00 +				
Gutted block	300-500 g/pc	7.00	7.00	Italy/Portugal Spain CIF	Yemen		
	500-1000	7.00	7.00				
	1000-2000	7.00	7.00				
	Flower	300-500 g/pc	9.50			9.50 +	
	500-1000	9.50	9.50 +				
	1000-2000	9.50	9.50 +				
Fresh		12.50	12.50 =	France wholesale	Europe		
	Frozen	11.00	11.00 =				
<i>Eledone moschata</i>	Fresh - whole	Mixed	3.77	3.77	Italy CPT	Croatia	
<i>Eledone cirrhosa</i>	Cleaned, block	100-150 g/pc	3.38	3.38	Spain FOB	Spain	
		200-600	3.85	3.85		Mauritania	
	300-500	3.95	3.95 ^				
Cuttlefish/Seiche/ Sepia <i>Sepia spp.</i>	Frozen at land- whole block Grade A	100-200 g/pc	5.70	5.70 ^	Egypt CIF	Yemen	
		200-300	5.70	5.70 ^			
		>300	5.70	5.70 ^			
	FAS - whole block	200-300 g/pc	5.60	5.60	Spain CIF	Morocco	
		300-500	5.60	5.60			
		1 pc/kg	8.25	8.25 =	FOB		
		2-4	8.75	8.75 =			
		4-6	8.75	8.75 =			
	6-8	8.49	8.49 =	wholesale			
	Frozen		10.60		10.60 +		
		Fresh	10.50		10.50 +		
	Fresh	< 200 g/pc 100-300 500-1000	2.74	2.74	Italy CPT	Italy	
4.21			4.21				
6.25			6.25				
10.59			10.59				



Fish Species Trade Name	Product Form	Grading	Price per kg		Reference & Area	Origin
			As stated	EUR USD		
CRUSTACEANS						
Whiteleg shrimp/ Crevette pattes blanches/Camarón patiblanco <i>Penaeus vannamei</i>	PD, chemical treatment 100% net weight treated with non-phosphate	31-40 pc/lb	9.80	9.80	Europe CFR	Indonesia
		41-50	8.80	8.80		
		51-60	8.55	8.55		
		61-70	7.90	7.90		
		71-90	7.85	7.85		
		91-120	7.75	7.75		
	whole	21-25 pc/kg	8.95	8.95	Italy CIF	Ecuador
		26-30	8.39	8.39		
		31-40	7.90	7.90		
		41-50	7.51	7.51		
		51-60	6.71	6.71		
		61-70	4.85	4.85		
cooked	20-30 pc/kg	9.50	9.50			
	30-50	7.63	7.63			
	40-60	7.14	7.14			
	60-80	7.03	7.03			
Frozen	frozen, headless		6.55	6.55 +	Spain wholesale	
			10.80	10.80	United States of	
	Cooked and peeled	51-60 pc/lb	12.56	12.56 -	America CIF	Viet Nam
	Argentine red shrimp/ Salicoque rouge d'Argentine/ Camarón langostín argentino <i>Pleoticus muelleri</i>	Head-on, shell-on	10-20 pc/kg	8.20	8.20 -	Spain EXW
20-30			8.00	8.00 -		
30-40			7.90	7.90 -		
40-60			7.70	7.70 -		
frozen on board		10-20 pc/kg	8.85	8.85 -	FOB	
		20-30	7.75	7.75 -		
		30-40	8.45	8.45 +		
IQF, Peeled Whole	20-30 pc/kg	13.29	13.29	Italy CIF		
	L1	9.18	9.18			
	L2	8.32	8.32			
	L3	7.58	7.58			
Peeled and Deveined, broken Peeled and Deveined Tails	30-55 pc/kg	9.37	9.37	United States of America CIF		
	40-90	10.25	10.25			
		15.90	17.97			
Giant tiger prawn/ Crevette géante tigrée/ Langostino tigre <i>Penaeus monodon</i>	Farmed, organic, cooked	20-30 pc/kg	26.00	26.00 =	France wholesale	Madagascar
		30-40	22.00	22.00 =		
		40-50	16.50	16.50 =		
Norway lobster/ Langoustine/Cigala <i>Nephrops norvegicus</i>	Fresh - Whole, 4X1.5 kg	31-40	8.10	8.10	Spain DDP	Netherlands
		41-50	8.52	8.52		
		Tails	13.35	13.35		
	Fresh - Whole	10-15	15.80	15.80	CIF	Scotland
		16-20	12.20	12.20		
		00	16.25	16.25		
		0	12.25	12.25		
		1	9.25	9.25		
		2	7.75	7.75		
		3	6.25	6.25		
		4	5.25	5.25		
		5	3.75	3.75		
		Tails	5-6	13.85		
	IQF whole male female	2-4 pc/kg	41.00	41.00	FOB	Spain
		20-30	15.75	15.75		
		30-40	6.45	6.45		
		40-50	6.75	6.75		
	IQF whole	2-4 pc/kg	41.00	41.00	CIF	Denmark
		4-7	31.65	31.65		
		7-9	31.45	31.45		
		10-15	18.85	18.85		
		16-20	15.80	15.80		
		21-30	11.50	11.50		
		31-40	8.50	8.50		
		40-50	5.95	5.95		
	Fresh Frozen		30.00	30.00 +	wholesale	
			13.75	13.75 -		
	Whole, 30 percent glazing	11-15	13.22	13.22	Italy CIF	
		16-20	10.88	10.88		
		21-30	8.31	8.31		
		31-40	5.60	5.60		
	Frozen	50-60 n/kg	21.24	21.24	USA CIF	Norway



Fish Species Trade Name	Product Form	Grading	Price per kg			Reference & Area	Origin		
			As stated	EUR	USD				
CRUSTACEANS (cont.)							August 2022		
European lobster/ Homard européen/ Bogavante <i>Homarus gammarus</i>	Live - bulk	400-600 g/pc 400-600	52.00	52.00 =		France wholesale	Ireland		
	Live	400-600 gpc	23.33	23.33		Italy CPT	Europe		
		600-800	22.51	22.51					
		800-1000	22.95	22.95					
		> 1000	24.35	24.35					
	> 2000	13.55	13.55						
American lobster/ homard américain/ langosta americana <i>Homarus americanus</i>	Live	400-600 g/pc	45.00	45.00 =		France wholesale	Canada		
		3 kg/pc	20.44	20.44		Italy CPT	United States of America		
		3-5	16.35	16.35					
		> 5	20.23	20.23					
			10.35	10.35					
	Frozen Claws Meat Whole Live Tails		22.38	22.38		United States of America CIF	Canada		
			78.05	78.05					
			20.66	20.66					
			15.15	15.15					
	5-6 oz/pc	59.69	59.69						
Scalloped spiny lobster/ Langouste festonnée/ Langosta festoneada <i>Panulirus homarus</i> <i>Panulirus spp.</i>	Whole	70-100 g/pc	13.60	13.60		Taiwan (Province of China) CIF	Yemen		
		100-150 g/pc	21.50	21.50					
		150-200	21.50	21.50					
		200-250	23.00	23.00					
		200-250	25.00	25.00 =		Italy CIF			
		250-300	25.00	25.00 =					
	300-350	25.00	25.00 =						
	Fresh Frozen		30.00	30.00 =		Spain wholesale	Cuba		
			17.00	17.00 +					
Arabian whip lobster/ Langouste fouet arabe/ Langosta de fusta arabica <i>Puerulus sewelli</i>		SS	10.00	10.00		Italy CIF	Yemen		
		S	12.00	12.00 -					
		M	14.00	14.00 -					
		L	15.00	15.00 -		France CIF			
		M	16.00	16.00 ^					
		L	16.30	16.30 ^					
		M	14.50	14.50 ^		Taiwan (province of China) CIF			
		L	15.50	15.50 ^					
		Edible crab/Tourteau/ Buey de mar <i>Cancer pagurus</i>	Live, bulk	T2 (13-16 cm)	4.99	4.99			France Auction
Fresh			6.51	6.51		Italy CPT	UK		
	800-1200 g/pc		6.56	6.56					
Blue swimming crab Étrille bleue <i>Jaiba azul</i> <i>Portunus pelagicus</i>		5-7 pc/kg	3.85	3.85		France CIF	Yemen		
		50-100	3.85	3.85 ^					
		100-150	3.85	3.85 ^					
		> 150	3.85	3.85 ^					
Snow crab/ Crabes des neiges/ Cangrejo de las nieves <i>Chionoecetes opilio</i>	Legs		10.10	10.10		United States of America CIF	Canada		
	Claws		20.72	20.72					
	Sections	5-8 oz/pc	28.66	28.66					
		8-10	30.86	30.86					
	BIVALVES							August 2022	
	Oyster/Huître/Ostra <i>Crassostrea gigas</i> <i>Ostrea edulis</i>	Live	60-100 g/pc	11.40	11.40			Spain CIF	Netherlands
80-95 g/pc			17.36	17.36					
95-110			18.50	18.50					
110-130			16.67	16.67		France wholesale	France		
G2 (100 units)			83.00	83.00 =					
M3 (100 units)			93.00	93.00 =					
N3			4.50	4.50					
	dozen	9.57	9.57		France retail	Ireland			
Mussel/Moule/Mejillón <i>Mytilus edulis</i> <i>Mytilus galloprovincialis</i>	Live - Bottom mussel	Bulk	2.60	2.60 =		France wholesale	France		
			2.30	2.30 =					
			2.80	2.80 =					
	Live - Rope	60-80 pc/kg	2.80	2.80 =		France retail	France		
			5.98	5.98					
			2.55	2.55 =					
	IQF	40-60 pc/kg	2.55	2.55 =		Spain FOB	Spain/Italy		
			7.75	7.75 =					
			1.65	1.65 +				France wholesale	France
	Frozen		4.00	4.00 +					
			4.20	4.20		CIF	Netherlands		
			Live		1.55	1.55		Italy CPT	Italy
	<i>Mytilus chilensis</i>	Live		2.04	2.04		CIF	Sardinia	
				4.50	4.50 =				
				4.50	4.50				
IQF - shell-off, 7 percent glazing		200-300 pc/kg	4.50	4.50 =		CPT	Chile		
				2.99	2.99				
				4.12	4.12				
Frozen - meat		60-80 pc/kg	4.50	4.50		Spain CIF			
				2.99	2.99				
			4.12	4.12					
Razor shell/Couteau/ Navaja - <i>Solenidae</i>	Fresh	S	10.50	10.50		France wholesale	Ireland		
		M	18.50	18.50					
	Live, depurated	10-12 cm/pc	4.20	4.20			wholesale	Europe	
			5.50	5.50 +					
	Live		4.60	4.60 =			Imported		



Fish Species Trade Name	Product Form	Grading	Price per kg			Reference & Area	Origin		
			As stated	EUR	USD				
BIVALVES (cont.)								August 2022	
Great Atlantic scallop/ Coquille-St- Jacques/ Vieira <i>Pecten maximus</i>	Fresh, meat, roe-on		27.50	27.50 =		France wholesale	Imported		
	Fresh, meat, roe-off		27.00	27.00 =					
	Frozen, meat, roe-on		28.00	28.00 =					
	Frozen, meat, roe-off		27.50	27.50 =					
	IQF, whole	3-5 pc/kg		5.89	5.89	Spain FOB	Spain		
		6		4.35	4.35				
		4-6		4.10	4.10				
	Frozen, meat, 15 percent glazing	10-11 pc/kg		10.45	10.45				
	Fresh			19.00	19.00 +	wholesale			
	Frozen - whole			4.47	4.47	Italy CPT	Imported		
	Frozen, half shelf			8.57	8.57				
	IQF, roe on	10-20 pc/kg		14.80	14.80 ^	Europe CIF	Peru		
20-30			14.20	14.20 ^					
30-40			13.60	13.60 ^					
40-60			12.80	12.80 ^					
Japanese carpet shell/ Palourde japonaise/ Almeja japonesa <i>Ruditapes philippinarum</i>	Live		11.47	11.47	Italy CPT	Italy			
			8.00	8.00 +	Spain wholesale	Spain			
Atlantic salmon/ Saumon de l'Atlantique/ Salmón del Atlántico <i>Salmo salar</i>	Fresh - gutted, head-on	2-3 kg/pc	10.30	10.30 -	France wholesale	Norway			
		3-4	10.50	10.50 -					
		4-5	10.70	10.70 -					
		5-6	11.50	11.50 -					
		6-7	10.80	10.80 -					
	2-3 kg/pc	10.50	10.50 -	Scotland					
		12.30	12.30 -						
	Fresh - label rouge	2-3	8.00			8.00 =			
	Smoked - Fillet, vacuum reconstituted sides	1-2 kg/pc	32.00			32.00 =			
	Fresh - Fillet	3-4 kg/pc	19.00			19.00 -			
	Smoked - Fillet, vacuum reconstituted sides	1-2 kg/pc	33.00			33.00 =			
	Fresh - gutted, head-on	1-2 kg/pc	NOK 53.61		5.55 5.52 -	Norway FOB			
		2-3	NOK 64.76		6.70 6.67 -				
		3-4	NOK 69.92		7.24 7.20 -				
		4-5	NOK 71.71		7.42 7.39 -				
		5-6	NOK 73.44		7.60 7.56 -				
		6-7	NOK 78.66	8.14 8.10 -					
		7-8	NOK 82.56	8.55 8.50 -					
		8-9	NOK 86.30	8.93 8.89 -					
		> 9	NOK 86.20	8.92 8.88 -					
	Fresh	3-4 kg/pc	13.50	13.50	Spain CIF	Scotland			
		4-5	14.75	14.75					
		5-6	15.00	15.00					
		6-7	15.50	15.50					
	Fresh, organic	4-5 kg/pc	13.50	13.50	wholesale	Ireland			
		5-6	14.50	14.50					
Fresh fillet		15.00	15.00 -	wholesale	Norway				
Smoked fillet		23.00	23.00 +						
Fresh		8.60	8.60 -						
Frozen		5.50	5.50 +						
gutted, head-on	4-5 kg/pc	8.75	8.75	Tunisia CFR					
Fresh - Whole - Superior	1-2 kg/pc	6.61	6.61	Italy CPT					
	2-3	8.67	8.67						
	3-4	8.80	8.80						
	4-5	9.13	9.13						
	5-6	9.47	9.47						
	6-7	9.48	9.48						
	7-8	7.55	7.55						
	8-9	8.05	8.05						
	9-10	12.00	12.00						
	IQF portion, 10% glazing	100-150 g/pc	11.45			13.96 +		Denmark	
TROUT								August 2022	
Rainbow trout/ Truite arc-en-ciel/ Trucha arco iris <i>Oncorhynchus mykiss</i>	Fresh- whole		6.20	6.20 =	France wholesale	France			
	Fillet		8.50	8.50 =					
	Fillet, smoked		29.00	29.00 =					
	Whole, gutted, bulk		16.65	16.65 +	Retail				
	Fresh - whole		4.70	4.70 =	Spain wholesale	Spain			
	Fresh - fillets		5.00	5.00 =					
	Fresh - whole H&G	300-400 g/pc	4.44	4.44	Italy CPT	Italy			
		5.25	5.25						



Fish Species Trade Name	Product Form	Grading	Price per kg		Reference & Area	Origin	
			As stated	EUR USD			
FRESHWATER FISH							
August 2022							
Arctic char/Omble-chevalier/ Trucha alpina <i>Salvelinus alpinus</i>	Fresh- whole		11.00	11.00 =	France wholesale	Europe	
Nile perch/Perche du Nil/Perca del Nilo <i>Lates niloticus</i>	Fresh, whole	2000-4000 g/pc	3.49	3.49	Italy FCA	Tanzania	
	Fresh - fillets		4.45	4.45	retail		
	Fresh - fillets		14.99	14.99	Spain wholesale		
	Fillets		8.50	8.50 +	CFR		
Pike perch/Sandre/ Lucioperca <i>Sander lucioperca</i>	Fillet - skinless, PBI, IWP	500-1000 g/pc	6.45	6.45			
	Fresh- whole	Average size	15.50	15.50 =	France wholesale	Europe	
	Fillet		13.20	13.20 =			
Nile Tilapia/Tilapia du Nil/Tilapia del Nilo <i>Oreochromis niloticus</i>	Fillet - skinless, IQF, PBO	5-7 oz/pc	4.00	4.00	Spain CFR	China	
	Fillet	3-5 oz/pc	5.10	5.10	United States of America CIF	Viet Nam	
Black tilapia/Tilapia noit/ Tilapia negra <i>Oreochromis placidus</i>	Fillet	4-5 oz/pc	4.75	4.75			
Channel catfish/Barbue de rivière/ bagre de cabal <i>Ictalurus punctatus</i>	Fillet	3-5 oz/pc 4-6	9.99 10.45	9.99 10.45		China	
Pangasius <i>Pangasius hypophthalmus</i>	Fillet, thawed		4.25	4.25	Italy CIF	Viet Nam	
	Fresh, fillet		4.50	4.50 -	Spain wholesale		
	Fillet		3.80	3.80 +			
NON-TRADITIONAL SPECIES							
August 2022							
Sturgeon/Esturgeon/ Esturione <i>Acipenseridae</i>	Frozen - Whole	1.5-2 kg/pc	7.00	7.00 =	France CIF	France	
	Gutted	5-7 kg/pc	8.50	8.50 =			
	Fillets	200-300 g/pc	16.00	16.00 =			
		800-1000	16.00	16.00 =			
A.baeri	Caviar (Aquitaine) metal boxes		1,300	1,300 =			
European eel/Anguille d'Europe/ Anguilla europea <i>Anguilla anguilla</i>	Smoked	Medium	48.00	48.00	wholesale	Europe	
	Fresh		14.22	14.22	Italy CPT		
Dusky grouper Mérour noir/Mero moreno <i>Epinephelus marginatus</i>	Fresh - whole	1-2 kg/pc 2-4 4-7 7-10 10-20 > 20	13.20 13.29 13.41 12.24 10.79 9.41	13.20 13.29 13.41 12.24 10.79 9.41		Senegal	
White grouper/ Merou blanc/Cherna de ley <i>Epinephelus aeneus</i>	Gutted	2-3 kg/pc 3-5 5-10	5.50 5.50 5.50	5.50 5.50 5.50	Italy CIF	Yemen	
		1-2 kg/pc 2-4 4-7 7-10 > 10	10.61 11.49 11.87 11.59 11.90	10.61 11.49 11.87 11.59 11.90	CPT		
Small-scale grouper Mérour petites écailles Mero escamoso <i>Epinephelus polylepis</i>		3-5 kg/pc 5-8 8-12	5.45 5.45 4.50	5.45 5.45 4.50	CIF		
		2-3 kg/pc 3-5 5-8	5.25 5.25 5.25	5.25 5.25 5.25	France CIF		
White-blotched grouper/ Mérour plate grise Mero de lunares <i>Epinephelus multinotatus</i>	H&G	3-5 kg/pc 5-8 5-10 >10	7.20 7.20 7.20 7.20	7.20 7.20 7.20 7.20	Spain CIF		
Spangled emperor/ Empereur moris/ Emperador relámpago <i>Lethrinus nebulosus</i>	H&G	3-5 kg/pc	5.00	5.00	France CIF		
	Gutted, scales off	3-5 kg/pc	3.60	3.60	Italy CIF		
Mahi mahi/Dorado/ Dorado <i>Coryphaena hippurus</i>	Gutted, skinless		2.95	2.95	Europe CIF	Mozambique	
	Fresh, whole		4.76	4.76	Italy CPT	Spain	
	Fresh, fillets		10.41	10.41			
	Fresh, fillets		2.65	2.65	Spain FOB		
	H&G	< 20 kg/pc	4.85	4.85			
Blue shark/ Peau bleue/Tiburón azul <i>Prionace glauca</i>	H&G, skin-on	< 4 kg/pc 4-7 7-12 12-20 > 20	2.29 2.29 2.25 1.99 1.93	2.29 - 2.29 - 2.25 - 1.99 - 1.93 -			
	H&G, skinless	< 4 kg/pc 4-7 7-12 12-20 > 20	3.15 3.15 3.15 2.70 2.70	3.15 - 3.15 - 3.15 - 2.70 - 2.70 -			



Fish Species Trade Name	Product Form	Grading	Price per kg		Reference & Area	Origin		
			As stated	EUR USD				
NON-TRADITIONAL SPECIES (cont.)						August 2022		
Mako shark/Taupe bleue Marrajo dientuso <i>Isurus oxyrinchus</i>		< 10 kg/pc 10-30 30-50 50-100 > 100	3.85 8.25 8.25 6.15 4.85	3.85 - 8.25 + 8.25 + 6.15 - 4.85 =	Spain FOB			
Black marlin/Makaire noir/ Marlin negro <i>Makaira nigricans</i>	H&G, skin-on	< 80 kg/pc > 80	5.95 5.95	5.95 + 5.95 +				
Blue marlin/Makaire bleu/ Marlin azul <i>Makaira indica</i>		< 80 kg/pc > 80	5.95 5.95	5.95 + 5.95 +				
Crimson jobfish Colas fil/Panchito hebra <i>Pristipomoides filamentosus</i>	Whole, gutted	2- 3 kg/pc 3- 5 5- 10	3.30 3.60 3.60	3.30 - 3.60 = 3.60 =			France CIF	Yemen
		3- 5 5- 10	3.75 3.75	3.75 3.75			Italy CIF	
SEABASS/SEABREAM/ MEAGRE						August 2022		
Seabass/Bar, Loup/Lubina <i>Dicentrarchus labrax</i>		Fresh - whole farmed	200-300 g/pc 300-450 450-600 600-800 800-1000 > 1000	4.80 5.80 6.50 7.80 8.30 9.50	4.80 = 5.80 = 6.50 + 7.80 + 8.30 + 9.50 +	Greece FOB	Greece	
	200-300 g/pc 300-450 450-600 600-800 800-1000 > 1000		5.10 6.10 6.80 8.10 8.60 9.80	5.10 = 6.10 = 6.80 + 8.10 + 8.60 + 9.80 +	Italy CIF			
	200-300 g/pc 300-450 450-600 600-800 800-1000 > 1000		5.17 6.17 6.87 8.17 8.67 9.87	5.17 = 6.17 = 6.87 + 8.17 + 8.67 + 9.87 +	France CIF			
	200-300 g/pc 300-450 450-600 600-800 800-1000 > 1000		5.16 6.16 6.86 8.16 8.66 9.86	5.16 = 6.16 = 6.86 + 8.16 + 8.66 + 9.86 +	Spain CIF			
	200-300 g/pc 300-450 450-600 600-800 800-1000 > 1000		5.20 6.20 6.90 8.20 8.70 9.90	5.20 = 6.20 = 6.90 + 8.20 + 8.70 + 9.90 +	Germany CIF			
	200-300 g/pc 300-450 450-600 600-800 800-1000 > 1000		5.17 6.17 6.87 8.17 8.67 9.87	5.17 = 6.17 = 6.87 + 8.17 + 8.67 + 9.87 +	Portugal CIF			
	200-300 g/pc 300-450 450-600 600-800 800-1000 > 1000		5.44 6.44 7.14 8.44 8.94 10.14	5.44 = 6.44 = 7.14 + 8.44 + 8.94 + 10.14 +	UK CIF			
	500-1000 g/pc 1000-2000 2000-3000 3000-4000		20.70 23.30 24.40 24.40	20.70 23.30 24.40 24.40		Spain CFR		France



Fish Species Trade Name	Product Form	Grading	Price per kg			Reference & Area	Origin
			As stated	EUR	USD		
SEABASS/SEABREAM/ MEAGRE (cont.)							August 2022
Seabass/Bar, Loup/Lubina <i>Dicentrarchus labrax</i>	Fresh - whole - wild, from trawling	800-1000 g/pc	22.50	22.50 +	France wholesale	France	
		1000-2000	24.50	24.50 +			
		2000-3000	26.50	26.50 +			
	Fresh - whole - wild, from line fishing	1000-2000 g/pc	28.00	28.00 +			
		2000-3000	30.00	30.00 =			
	Fresh - whole - farmed	400-600 g/pc	7.30	7.30 =	Italy CPT	Croazia	
		600-800	11.00	11.00 =			
		800-1000	13.00	13.00 =			
		300-400 g/pc	6.03	6.03		Italy (Orbetello)	
		400-600	6.34	6.34			
		600-800	7.65	7.65			
		800-1000	10.90	10.90			
	Large	10.80	13.01	Morocco			
	Medium	9.07	10.93				
	Small	7.69	9.27				
	Fresh, wild	500-700 g/pc	10.19	12.28	Spain CIF	Denmark	
		800-1000	18.01	21.70			
		1000-2000	25.71	30.98			
	Fresh, wild	500-1000 g/pc	15.00	18.07	wholesale	Europe	
		1000-2000	15.00	18.07			
2000-3000		20.80	25.06				
3000-4000		23.00	27.71				
Fresh, wild		17.00	20.48 -	Italy CIF	Greece		
Fresh, farmed		6.80	8.19 =				
Fresh, farmed	200-300 g/pc	4.89	4.89 -				
	300-450	6.26	6.26 +				
	450-600	6.97	6.97 +				
	600-800	7.82	7.82 +				
	800-1000	8.44	8.44 +				
Fresh, fillets	70-100 g/pc	11.00	11.00				
	100-140	10.80	10.80				
	140-180	11.25	11.25				
Gilthead seabream/ Dorade royale/Dorada <i>Sparus aurata</i>	farmed	200-300 g/pc	5.00	5.00 =	Greece FOB		
		300-450	5.10	5.10 =			
		450-600	5.20	5.20 =			
		600-800	5.80	5.80 =	Italy CIF		
		800-1000	6.80	6.80 =			
		> 1000	8.50	8.50 =			
		200-300 g/pc	5.30	5.20 =			
		300-450	5.40	5.30 =	France CIF		
		450-600	5.50	5.50 =			
		600-800	6.10	6.10 =			
		800-1000	7.10	7.10 =			
		> 1000	8.80	8.80 =	Spain CIF		
		200-300 g/pc	5.37	5.37 =			
		300-450	5.47	5.47 =			
		450-600	5.57	5.57 =			
		600-800	6.17	6.17 =			
		800-1000	7.17	7.17 =	Germany CIF		
		> 1000	8.87	8.87 =			
		200-300 g/pc	5.36	5.36 =			
		300-450	5.46	5.46 =			
450-600		5.56	5.56 =				
600-800		6.16	6.16 =				
800-1000		7.16	7.16 =				
> 1000		8.86	8.86 =				
	200-300 g/pc	5.40	5.40 =				
	300-450	5.50	5.50 =				
	450-600	5.60	5.60 =				
	600-800	6.20	6.20 =				
	800-1000	7.20	7.20 =				
	> 1000	8.90	8.90 =				



Fish Species Trade Name	Product Form	Grading	Price per kg			Reference & Area	Origin	
			As stated	EUR	USD			
SEABASS/SEABREAM/ MEAGRE (cont.)							August 2022	
Gilthead seabream/ Dorade royale/Dorada <i>Sparus aurata</i>	Fresh - whole farmed	200-300 g/pc	5.37	5.37 =	Portugal CIF	Greece		
		300-450	5.47	5.47 =				
		450-600	5.57	5.57 =				
		600-800	6.17	6.17 =				
		800-1000	7.17	7.17 =				
		> 1000	8.87	8.87 =				
		200-300 g/pc	5.64	5.64 =	UK CIF			
		300-450	5.74	5.74 =				
		450-600	5.84	5.84 =				
		600-800	6.44	6.44 =				
		800-1000	7.44	7.44 =				
		> 1000	9.14	9.14 =				
		Fresh - wild	500-1000 g/pc	24.40	24.40		Spain CIF	France
			1000-2000	19.80	19.80			
	3000-4000		16.40	16.40				
	Fresh, wild		27.00	32.53 +	wholesale	Europe		
	Fresh, farmed		5.40	6.51 -				
	Fresh, wild	500-800 g/pc	22.00	22.00 =	France wholesale	France		
		800-1000	22.00	22.00 =		EU		
		> 1000	26.00	26.00 =		France		
	Fresh - farmed	300-400	5.80	5.80 =	Italy CIF CPT	Greece		
		400-600	6.20	6.20 =				
		600-800	11.30	11.30 =				
		800-1000	12.80	12.80 =				
		300-400 g/pc	5.41	5.41 +				
		200-300 g/pc	4.18	4.18				
		300-400	4.29	4.29				
		400-600	4.18	4.18				
		600-800	4.36	4.36				
		800-1000	5.06	5.06				
	Fresh - wild	300-500 g/pc	10.11	10.11	Morocco			
		600-800	17.04	17.04				
		800-1000	19.39	19.39				
		1000-2000	22.00	22.00				
	Fresh - farmed	Large	11.00	13.25	Italy (Orbetello)			
		Medium	10.06	12.12				
300-400 g/pc		5.90	5.90	Croazia				
400-600 g/pc		6.29	6.29					
	600-800	7.51	7.51					
White seabream/Sar/Sargo <i>Diplodus sargus</i>	Fresh		7.00	7.00	Italy CPT	Senegal		
		300-500 g/pc	7.85	7.85		Spain		
		500-700	10.89	10.89				
		700-1000	10.31	10.31				
		1000-2000	11.49	11.49				
Meagre/Maigre commun/Corvina <i>Argyrosomus regius</i>	Fresh - Whole farmed	500-1000 g/pc	4.40	4.40	Greece			
		1000-2000	4.63	4.63				
		> 2000	4.65	4.65				
	Fresh- whole, wild	0.8-1 kg/pc	11.98	11.98	Mediterraneo			
		1-2	12.21	12.21				
		5-10	10.52	10.52				
		10-15	11.17	11.17				
		15-20	10.00	10.00				
		20-30	7.42	7.42				
			8.90	8.90 -		Spain wholesale		
			7.20	7.20 -				
		Fresh, cultured	> 1000 g/pc	10.00		10.00 =	France wholesale	France



The European Fish Price Report is a monthly GLOBEFISH publication.
This issue was prepared by Helga Josupeit and Felix Dent.

PRICE REFERENCE (INCOTERMS 2010)

CFR	Cost and Freight
CIF	Cost, Insurance and Freight
CIP	Carriage and Insurance Paid To
CPT	Carriage Paid To
DAT	Delivered at Terminal
DAP	Delivered at Place
DDP	Delivered Duty Paid
EXW	Ex Works
FCA	Free Carrier
FAS	Free Alongside Ship
FOB	Free on Board

PRODUCT FORM

C&P	Cooked and Peeled
FAS	Frozen at Sea
H&G	Headed and Gutted
HOG	Head on Gutted (salmon)
IQF	Individually Quick Frozen
IWP	Individually Wrapped Pack
PBI	Pinbone In
PBO	Pinbone Off
PD	Peeled and Deveined
PTO	Peeled Tail On
PUD	Peeled, Undeveined

CURRENCY RATES

		US\$	EUR
Canada	CAD	1.30	1.29
Norway	NOK	9.71	9.66
USA	USD		1.00
EU	EUR	1.00	
Denmark	DKK	7.48	7.44
Russia	RUR	60.03	58.65

Exchange Rates 24.08.2022

SYMBOLS

- + Price increased in original currency since last report
- Price decreased in original currency since last report
- = Updated but unchanged price
- ^ New insertion
- Not updated since last issue

GLOBEFISH Price Dashboard FAO

GLOBEFISH is pleased to announce a new information product available on its website: the GLOBEFISH European Price Dashboard. Prices are automatically drawn from various sources along the value chain into a central database and updated once a week. Users can browse prices and analyse trends, as well as search or filter prices according to common or scientific name, species grouping, preservation, origin or market, to mention a few.



**GLOBEFISH Market Reports are available from the GLOBEFISH web site:
www.fao.org/in-action/globefish**

All rights reserved. No part of FAO/GLOBEFISH European Fish Price Report may be reproduced, stored in a retrieval system, or transmitted in any form or by any means (electronic, mechanical, photocopying or otherwise), without prior permission. Requests for use of this material (including purpose and extent) should be addressed to: GLOBEFISH - Fisheries and Aquaculture Division- Food and Agriculture Organization, Viale delle Terme di Caracalla, 00153 Rome, Italy.



Food and Agriculture
Organization of the
United Nations

EUROPEAN PRICE REPORT

GLOBEFISH

Trade and Market Team (NFIMT)
Fisheries and Aquaculture Division
Food and Agriculture Organization of the United Nations
Viale delle Terme di Caracalla
00153 Rome, Italy

globefish@fao.org

www.globefish.org



#FAOfish



GLOBEFISH