



Food and Agriculture  
Organization of the  
United Nations

# EUROPEAN PRICE REPORT



## Latest trends

The 35th session of the FAO Committee on Fisheries ended on 9 September. It was a hybrid event attended by 850 delegates. Among the key outcomes were the endorsement of a new COFI Sub-Committee of Fisheries Management, the endorsement of the new Voluntary Guidelines for Transshipment, the support for global aquaculture development and calls for the completion of the Guidelines for Sustainable Aquaculture. Throughout the meeting there was a strong emphasis on Small Scale Fishers and their needs. Discussions also focused on Regional Fisheries Bodies, particularly in relation to the new WTO Agreement on Fisheries Subsidies, among other items.

In European markets, inflation in France reached 5.8 percent in August 2022 year-on-year according to the French statistics institution (INSEE). This follows 6.1 percent inflation in July, 5.8 percent in June and 5.2 percent in May. Increased energy costs is the main contributor to inflation at 22.2 percent in August. Food inflation increased by 7.7 percent in August compared to 6.8 percent in July, which represents an acceleration relative to recent trends. In other countries, such as Italy, inflation is even higher, at 8.1 percent.

According to the EU Commission, inflation in the euro area is projected to peak at a new record high of 8.4 percent in the third quarter of 2022. As the pressures from energy prices and supply constraints fade, inflation is expected to decline steadily thereafter and fall below 3 percent by the end of 2023. The annual rates of 7.6 percent in 2022 (8.3 percent in the EU) and 4.0 percent in 2023 (4.6 percent in the EU) imply upward revisions by more than one percentage point from the Spring forecast.

September 2022  
09/2022

### Index for prices

Groundfish	8
Flatfish	10
Tuna	11
Small Pelagics	11
Cephalopods	12
Crustaceans	14
Bivalves	14
Salmon	16
Trout	17
Freshwater fish	17
Non Traditional Species	17
Seabass-Seabream-Meagre	18

The **European Fish Price Report**, based on information supplied by industry correspondents, aims to provide guidance on broad price trends. Price information is indicative and should be used only for forecasting medium- and long-term trends. FAO is not responsible for any errors or omissions.



## LATEST TRENDS (cont.)

This general inflationary pattern continues to affect production costs, particularly energy and fuel costs. This, in turn, drives inflation in consumer prices and harms consumption. Monthly food consumption in France declined by 0.4 percent in July, following a 0.3 percent drop in June. Yearly food consumption, meaning July 2022 compared with July 2021, fell by 3.4 percent in France.

The euro has already been at par with the US dollar for two months. The impact of this exchange rate parity on European imports is a general price increase when expressed in euro terms. US dollar quoted prices, on the contrary, are generally going down or are stable, except for tuna prices, which grew strongly during September.

## GROUND FISH

Cod stocks in the Barents Sea are under stress. The Norwegian Institute for Marine Research has told the public that the spawning stocks are at their lowest since 2008. The volume of the spawning stock is estimated at 800 000 tonnes. In order to rebuild the stocks, the Institute has suggested a 20 percent cut in catch quotas. This translates into only 566 000 tonnes of cod from the Barents Sea to be landed in 2023. This will lead to even higher cod prices in the coming months.

In contrast, Iceland reports high cod catches, with prices moving down from their previous high level. This downward trend started later than anticipated, and prices are still higher than what they were last year at the same time. Iceland, too, has been hit by quota reductions for cod. Its total allowable catch (TAC) was set at 209 000 tonnes for the 2022/23 season, which started on 1 September. This is a 13 000 tonnes reduction from the 2021/22 season. On the other hand, the haddock quota was increased to 62 000 tonnes, which is 23 percent higher than last season. As a result of good catches, Haddock prices in Iceland have fallen back from the record levels reached in June 2022.

For wet-salted cod fillets from frozen raw material (*Gadus macrocephalus*) and wet-salted cod fillets (*Gadus morhua*) from fresh raw material of Faroese and Icelandic origin, consumption has started thanks to the lowering of temperatures in Southern Europe again, and demand is gradually increasing. There is plenty of uncertainty about the outlook for the coming months in light of the unstable geopolitical situation. As a result, importers are hesitant to make purchases for the coming weeks and months, considering the currently elevated prices.

Italy's inflation rate has driven groundfish prices to never seen before levels. While the EUR 20.00 per kg at the importer level had previously been considered a level beyond which products could not be traded, present fresh groundfish prices exceed EUR 35.00 per kg.

## TUNA - BILLFISHES

The 3-month FAD closure in the Western and Central Pacific remains in force until 30 September. Fishing has remained poor during this period. Skipjack prices have risen sharply again due to the low supply.

Catches in the Indian Ocean have improved to moderate. Raw material inventories at local canneries are back to normal levels, and there has been an increase in carrier transshipment activity.

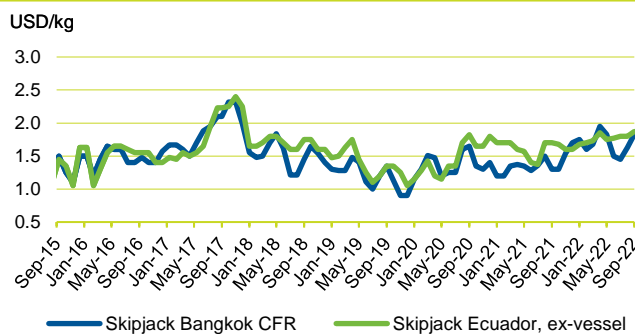
Following the trend in the Bangkok market, skipjack prices have increased while yellowfin prices remain stable.

Catch rates in the Atlantic Ocean have slowed to poor. As a result, both skipjack and yellowfin prices are increasing.

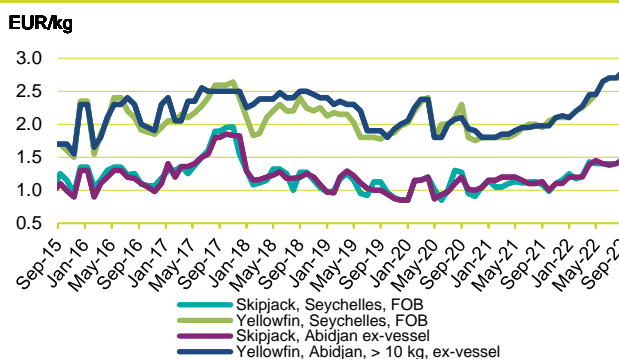
The first IATTC 'veda' is currently in force until 8 October, with about 43 percent of the fleet tied up during this period. For the vessels still out fishing in the Eastern Pacific Ocean, fishing has improved to moderate with a high percentage of yellowfin. Due to the reduced fishing effort and fish landings, skipjack prices have increased while yellowfin prices remain steady.

With the continuing short supply, European prices for both skipjack and yellowfin continue to increase. However, the indicative price for cooked, single-cleaned skipjack loins has dropped slightly.

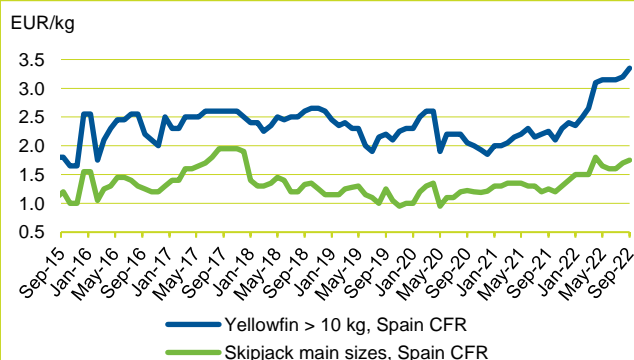
### TUNA - Pacific Ocean



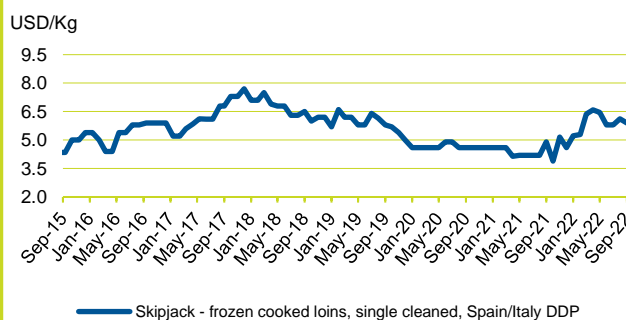
### TUNA - Indian/Atlantic Oceans



### TUNA - Spanish canneries



### TUNA - Loins

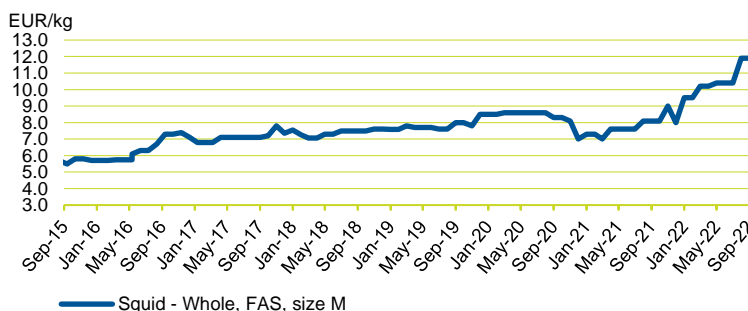


## CEPHALOPODS

Demand for squid remains strong. Prices are very high and increasing. Catches for squid in South Africa are improving but still lower than expected.

In Indonesia, the octopus season started this month for the same areas around Java. Catches have generally been low.

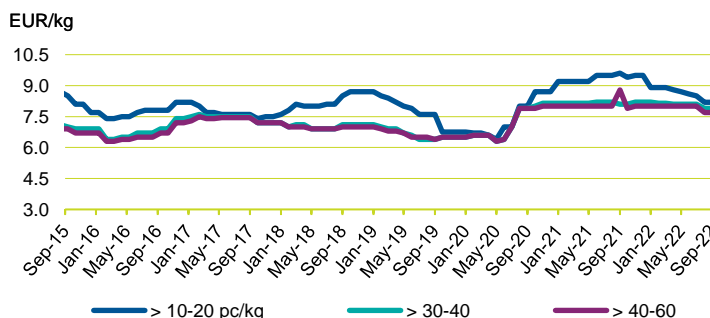
### SQUID - in Italy, origin: South Africa



## CRUSTACEANS

Decreasing demand for shrimp in the US market continues to depress price levels, and this trend has also spread to Europe. Currently, prices are pretty flat except for small sizes. However, some farmers in Indonesia are continuing to stock ponds in the hope that the market will improve in the coming months. From October onwards, it is expected that demand will improve and excess supplies will be absorbed.

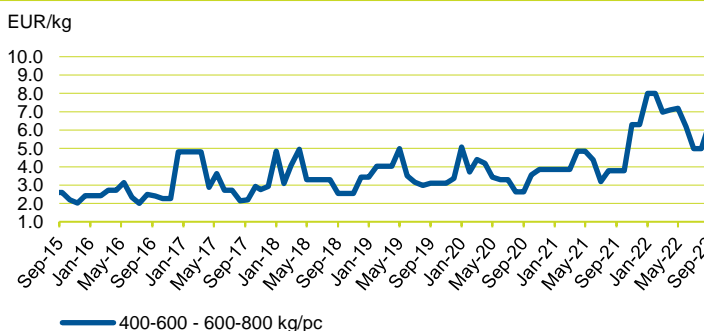
### ARGENTINA RED SHRIMP - origin: Argentina



The market for Argentine shrimp has been slow, with high cold storage holdings. European demand for shrimp, typically a popular product during the tourist season, has not improved, and prices are likely to go down as we enter the seasonally low period.

Crab and lobster sales are benefiting from the reopening of full-service restaurants, but there is also some price tension due to lower supply than in previous years.

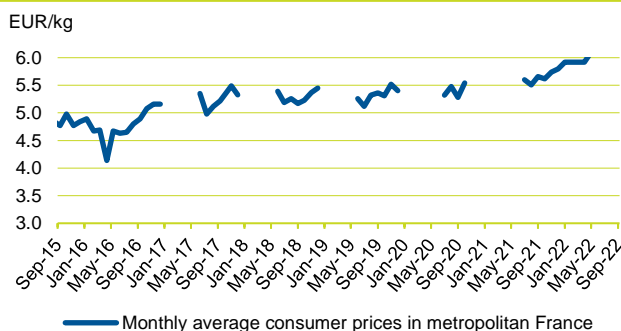
### CRAB - in France, origin: Europe



## BIVALVES

Bouchot mussels continue to dominate the French market, but production has suffered from a lack of rain, essential to bring nutrients and help phytoplankton growth in the production zones. The "Protected Designation of Origin (Appellation d'Origine Protégée – AOP)" Moules de Bouchot St Michel season finally opened on 12 August, which is approximately three weeks later than previous years due to growth conditions not meeting the strict quality specifications for the AOP, such as a minimum size of 4 cm long with a meat index of 120 minimum. The AOP Moules de Bouchot St Michel mussels represent a volume of around 10 000 tonnes, an estimated 20 percent of French production. Rope mussels are also present in the French market, mainly from France and Spain.

### MUSSEL BOUCHOT - in France



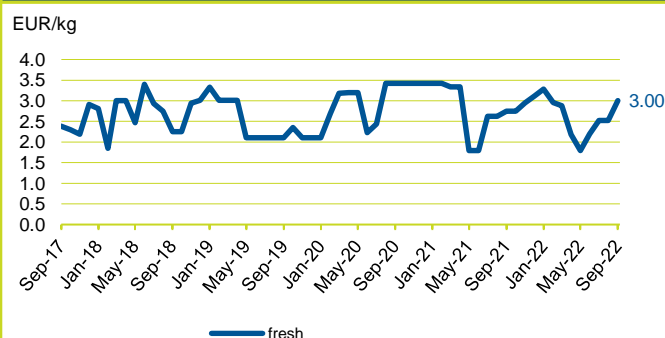
Dutch mussel production is also reported to have suffered from a lack of nutrients due to decreased levels of fresh water. The Rungis wholesale price quotation for both Bouchot and Dutch mussels has, in consequence, risen by EUR 0.20 per kg.

## SMALL PELAGICS

The 2023 herring quota for the northeast Atlantic is expected to be cut by up to 20 percent. Norwegian landings of the North Sea herring were solid in the middle of May 2022 and remained good throughout the month. In fact, May 2022 was the best month for this species. It was also reported that the fat content was relatively high for this time of year.

Mackerel quotas have also been cut, and the dispute between the European Union, Norway, and the Faroe Islands continues as the countries have set unilateral quotas again. Mackerel catches by Norway are reported to be very good this year.

### Mackerel - in Italy, origin: France



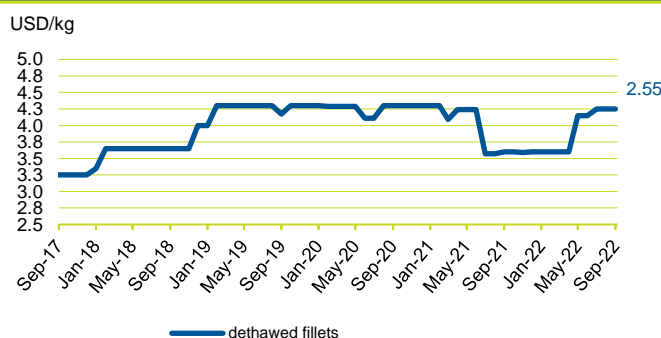


## FRESHWATER

Due primarily to high inflation in European Union countries, imports of pangasius fillets increased, which is considered a relatively cheap fish product. In Spain, imports returned to 2 600 tonnes in the first five months of the year, compared with 1 700 tonnes during the same period last year. The unit value rose from USD 2.70 per kg to USD 3.40 per kg. This increase represents a reversal in a downward trend in imports which has lasted for some ten years.

In the first seven months of the year, Spanish imports of pangasius fillets from Viet Nam doubled in value to USD 14 million. This increase was due to a 70 percent increase in imported quantities and a 30 percent increase in prices. Currently, the unit value is EUR 3.65 per kg, which is EUR 1.00 per kg ahead of the corresponding month of last year. The interest in pangasius fillets is mainly due to the Spanish habit of having at least one fish meal per day. However, considering the high inflation and the economic problems, the Spanish consumer is looking for somewhat less expensive products, and pangasius fulfils this need.

**Pangasius - in Italy, origin: Viet Nam**

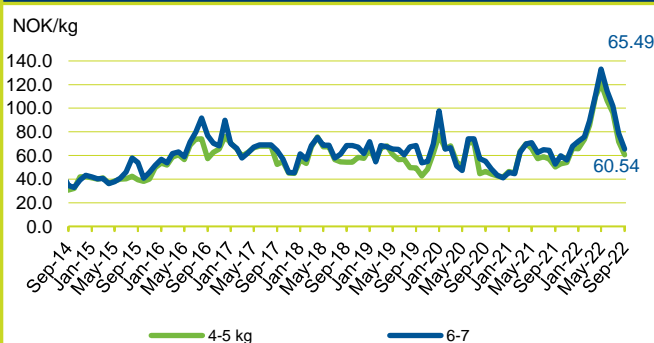


## SALMON

In September, European market prices for farmed Atlantic have declined by around 5 percent relative to last month. The NASDAQ salmon index was at NOK 62.91 per kg in week 37, which is high in historical terms but less than half the prices seen at the end of Q1 2022. The downward trend is due to increased market uncertainty and increased harvest volumes towards the end of the summer. Like other industries, salmon farmers have been faced with sharp increases in input costs, but the high price levels have protected the existing margins. Norwegian salmon exports reached record levels in value terms in August, with the Norwegian Seafood Council (NSC) reporting 120 700 tonnes exported with a total value of NOK 9.2 billion. These are respectively 34 percent and 7 percent increases compared with August last year.

However, the NSC pointed to the continuing challenges faced by the industry, including high inflation, lower purchasing power, persisting logistical issues, and increased

**Salmon - origin: Norway**



production costs. In the United Kingdom of Great Britain and Northern Scotland, Scottish salmon prices have been closely following the Norwegian trend, falling back from early year peaks to reach GBP 5.55 per kg for fresh, head-on-gutted Atlantics as of week 38. Forward price markets for Norwegian salmon suggest that prices will lift again as end-of-year demand kicks in, with the consensus forward price for December remaining stable at NOK 83.00 per kg.

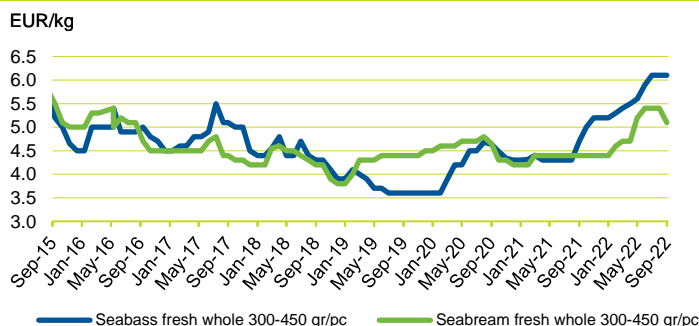
## TROUT

Farmed trout supply out of Norway remains tight, with the NSC reporting 5 400 tonnes exported NOK 492 million in August. This represents a decline of 16 percent in volume compared with the same month last year but also corresponds to a 23 percent increase in value, pointing to the exceptionally high price level this year. In week 37, export prices for fresh, head-on-gutted trout out of Norway averaged NOK 77.32 per kg, some 33 percent high than the same week last year.

## SEABASS AND SEABREAM

Returning demand, reduced supply across the Mediterranean suppliers, and a revitalized retail sector have lifted farmed bass and bream prices this year, with the upward trend continuing into late summer. The end of the peak tourist season will likely see these price levels fall back somewhat. However, it remains to be seen to what extent the pandemic-driven renewed focus on retail will prevent the seasonal decline typically observed in winter. In September, in Italy, Greek seabass of size 300-450 g were selling for EUR 6.10 per kg, on a par with last month. Meanwhile, Greek bream of the same size were selling for EUR 5.10 per kg in the same market, a 30-cent drop compared with the previous month.

### SEABASS/SEABREAM - in Italy origin: Greece





Fish Species Trade Name	Product Form	Grading	Price per kg			Reference & Area	Origin	
			As stated	EUR	USD			
GROUND FISH								
September 2022								
Cod/Cabillaud, Morue/ Bacalao <i>Gadus morhua</i>	Fresh - Whole	1-2 kg/pc	8.20	8.20	+	Italy CPT	Denmark	
		2-4	9.28	9.28	+			
	Fresh, fillet	100-200 g/pc	11.57	11.57	+			
		200-400	11.77	11.77	+			
	Fillet	500-1000	6.95	6.95				
	20 percent glazing	1000-2000	7.75	7.75		DDP	Norway	
	Stockfish, soaked		6.10	6.10				
	Stockfish, dry	700 g/pc	25.00	25.00	=			
	wet salted fillets	700-1000 g/pc	11.30	11.30	+	CIF	Iceland	
	IQF, loin portion single frozen	100-150 g/pc	10.95	10.95				
	portion		10.25	10.25		United States of America CIF	Norway	
	H&G	2.5-4 kg/pc	5.65	5.65				
		4-6	5.51	5.51		Spain wholesale	Europe	
	Salted cod		16.50	16.50	=			
	Fresh		7.50	7.50	=			
	Frozen		16.50	16.50	=			
Fresh cultured		4.00	4.00	=				
Fresh fillets		9.50	9.50	+	France wholesale	France		
Fresh, headed	2-3	9.80	9.80	+				
	3-4	11.50	11.50	+				
	4-5	13.50	13.50	+				
Fillet	100-200 g/pc	14.50	14.50	+				
	200-300	17.50	17.50	+	Italy CIF	Denmark		
Fillet - wet salted - 1st quality produced from frozen raw material	400-700 g/pc	10.10	10.10	=				
Defrosted, whole		14.70	14.70	+	CPT			
Hake/Merlu/Merluza <i>Merluccius capensis</i>	Minced block		2.25	2.25	=	Namibia FOB for Spanish market	Namibia	
	H&G, wrapped	50-150 g/pc	2.25	2.25		Spain ex-vessel		
		350-600	2.48	2.48				
		500-800	2.85	2.85				
		600-900	3.15	3.15	+			
		900-1300	3.65	3.65				
		800-1200	3.58	3.58				
	Fillets, skin-less, interleaved	55-115 g/pc	4.45	4.45				
		110-170	4.55	4.55				
	Fillets, skin-less, interleaved	60-110 g/pc	4.09	4.09				
		110-170	4.25	4.25				
		170-220	4.85	4.85			South Africa	
	IQF portion, trapeze	90-110 g/pc	9.90	9.90	+			
	Merluccius merluccius	Fresh - whole	100-200 g/pc	10.09	10.09	+	Italy CIF CPT	Namibia Mediterranean
			200-300	8.36	8.36	+		
			300-400	7.30	7.30	-		
		500-1000	22.86	22.86	+			
		1000-2000	7.41	7.41				
		2000-4000	7.22	7.22		France wholesale	France	
		1000-2000 g/pc	6.80	6.80				
		2000-3000	11.00	11.00	+			
		3000-4000	11.00	11.00	+			
		4000-5000	11.50	11.50	^			
Fillets			11.80	11.80	+		Europe	
Frozen		3-4 pc/kg	5.90	5.90	+			
Fresh, from trawling		1000 g/pc	5.50	5.50	+	Spain wholesale	Spain	
Fresh, from longlining		1000	7.80	7.80	+			
		1000	10.50	10.50	+		Europe	
Merluccius hubbsi		H&G, interleaved	80-200 g/pc	2.05	2.05			
		150-500 g/pc	1.85	1.85				
		300-500	2.65	2.65				
		500-700	2.79	2.79				
		700-900	2.95	2.95				
		900-1200	3.15	3.15				
	Fillets, skinless	80-120 g/pc	2.96	2.96				
	Merluccius gayi	Block frozen	50-200 g/pc	3.65	3.65		Ecuador FOB	Ecuador
		Merluccius polli	H&G, interleaved	300-425 g/pc	1.99	1.99		Spain FOB
			500-650	2.55	2.55	+		
			600-900	2.75	2.75			
			900-1200	2.89	2.89			
			1000-1500	3.15	3.15			
			70-250 g/pc	1.35	1.35	^	ex coldstore	USA
	Fillet, PBO		4.30	4.30	=			
	Merluccius productus	Minced block		2.75	2.75	=		





Fish Species Trade Name	Product Form	Grading	Price per kg			Reference & Area	Origin		
			As stated	EUR	USD				
GROUND FISH (cont.)								September 2022	
Alaska pollack/Lieu de l'Alaska/Colin de Alaska <i>Theragra chalcogramma</i>	H&G	> 25	RUB	90.00	1.49	1.49	Russia wholesale	Russia	
	Block			3.53	3.53		United States of America FOB	United States of America	
Saithe/Lieu noir/ Carbonero <i>Pollachius virens</i>	Loins			4.00	4.00		CIF	Russia	
	H&G			1.93	1.93				
Haddock/Eglefin/Eglofino <i>Melanogrammus aeglefinus</i>	H&G	< 0.8 kg/pc	NOK	18.75	1.84	1.84	Sweden FCA	Norway	
				3.55	3.55		United States of America CIF	Russian Federation	
Ling/Lingue franche/ Maruca <i>Molva molva</i>	Fillet - wet salted Produced from fresh raw material 1st quality	1-1.5 kg/pc		6.50	6.50	=	Italy DDP	Faeroe Islands	
	IQF, filets, skin-on	0.5-1.2 kg/pc		3.45	3.45	=	Spain FOB	Spain	
Monkfish/Baudroie/ Rape <i>Lophius spp.</i>	Fresh, tail	< 300 g/pc		8.78	8.78	+	Italy CPT	UK	
		200-500		11.32	11.32	+			
		500-1000		13.14	13.14	+			
		1000-2000		13.44	13.44	+			
		> 2000		14.35	14.35	+			
	Fresh, whole	100-300 g/pc		7.66	7.66			Mediterranean	
		300-600 g/pc		16.55	16.55	+			
		600-1000		17.15	17.15	+			
		1000-2000		6.68	6.68	-			
	Tails	800-1000 g/pc		12.95	12.95	^	Spain FOB	Spain	
		1000-1200		12.95	12.95	^			
	Whole	300-600 g/pc		4.68	4.68	^			
		500-1000		4.79	4.79	+			
		1000-1100		5.37	5.37	^			
2000-3000			5.65	5.65	-				
Tails, skinless	100-200 g/pc		2.00	2.00			Guinea		
	600-1000		5.95	5.95			Namibia		
	< 100		5.85	5.85					
John Dory/ Saint Pierre Pez de San Pedro <i>Zeus faber</i>	Fresh - whole	1-2 kg/pc		27.00	27.00	+	France wholesale	France	
		2-3		35.50	35.50	+			
	whole	800-1000 g/pc		12.66	12.66		Italy CPT	Italy	
		1000-2000		27.61	27.61	+			
		2000-3000		26.32	26.32	+			
		600-800		26.45	26.45	+			
	Fresh - gutted	800-1000		27.32	27.32	+			
		1000-2000		26.78	26.78	+			
		> 2000		36.60	36.60	+			
				17.31	17.31	+			
	Fresh - filets								
		H&G	< 200 g/pc		3.45	3.45		Spain FOB	Mauritania
			50-250		2.98	2.98	-		
			100-300		3.75	3.75	+		
			250-500		4.98	4.98	-		
	450-900			5.98	5.98	-			
Fillets	80-120 g/pc		4.45	4.45			Morocco		
Golden redfish Sébastes doré Gallineta dorada <i>Sebastes mentella</i>	Block, H&G, Japanese cut	50-100 g/pc		1.55	1.55			Spain	
		100-150		1.75	1.75	-			
		150-200		2.05	2.05				
		200-300		2.49	2.49				
		300-500		3.08	3.08	+			
		> 500		3.35	3.35	^			
	Block, whole	400-500 g/pc		1.65	1.65	+			
	H&G	50-100 g/pc		1.79	1.79				
<i>Sebastes norvegicus</i>	Fresh, fillet			10.27	10.27	+	Italy CPT	Norway	
Common dentex/ Dentex commun Dentón <i>Dentex dentex</i>	Fresh	0.5-1 kg/pc		26.44	26.44			Mauritania	
		0.8-1		12.32	12.32				
		1-2		34.44	34.44	+			
		2-3		39.53	39.53	+			
		3-5		39.47	39.47	+			
		5-7		18.00	18.00				
		200-350 g/pc		2.45	2.45				Spain FOB
	325-450		2.68	2.68					
	450-700		2.92	2.92					
	<i>Dentex gibbosus</i>	250-350 g/pc		2.35	2.35		Italy CPT	Mauritania	
		0.8-1 kg/pc		19.14	19.14	+			
		1-2		20.78	20.78	+			
		2-3		21.85	21.85	+			
		3-5		18.29	18.29	+			
5-10			19.80	19.80	+				
> 10			16.80	16.80	+				
Bogue/Boga <i>Boops boops</i>	IQF, whole	4-8 pc/kg		0.99	0.99	^	Spain ex-vessel	Spain	
	Blockfrozen, whole	5-8		0.89	0.89	^			



Fish Species Trade Name	Product Form	Grading	Price per kg		Reference & Area	Origin	
			As stated	EUR    USD			
FLATFISH							
September 2022							
Turbot/Rodaballo <i>Psetta maxima</i>	Fresh - whole farmed	0.5-1 kg/pc	4.00	4.00	Spain CIF	Spain	
		1-2	5.00	5.00			
		2-3	7.00	7.00			
		3-4	9.00	9.00			
	Fresh - whole wild	0.3-0.5 kg/pc 0.5-1	12.25	12.25	wholesale	Netherlands	
			13.35	13.35			
	Fresh - whole, wild Fresh - whole, farmed		25.00	25.00 ^		Spain	
			14.00	14.00 ^			
	Frozen Culture	600-800 g/pc 800-1000 1000-1500 1500-2000 2000-2500 2500-3000	10.00	10.00 ^		Italy CPT	Spain/Portugal
			10.91	10.91 +			
	11.56		11.56 +				
	11.22		11.22 +				
	11.20		11.20 +				
	10.36		10.36 +				
	Fresh - gutted, wild	0.6-0.8 kg/pc 0.8-1 1-1.5 1.5-2 2-3	10.19	10.19 -	Netherlands		
10.91			10.91 ^				
11.56			11.56 ^				
11.22			11.22 ^				
11.20			11.20 -				
10.30			10.30 -				
Fresh - fillets Fresh - whole		19.50	19.50 +	-			
		7.75	7.75				
Sole/Sole/ Lenguado <i>Solea vulgaris</i>	Fresh - whole wild	120-175	13.45	13.45	Spain CIF		
		175-200	15.10	15.10			
		200-300	17.20	17.20			
		300-500	25.80	25.80			
		400-500	24.45	24.45			
		500-600	25.80	25.80			
		600-800	35.95	35.95			
		200-300 g/pc	20.25	20.25			France
	300-400	21.80	21.80				
	400-600	22.90	22.90	FOB	Mauritania		
		15-18 cm/pc	5.65			5.65	
		18-21	7.75			7.75	
	IQF - whole	20-25	8.85	8.85	wholesale	Spain	
		Fresh Frozen		18.80			18.80 -
	11.15			11.15 -	FOB	Netherlands	
Whole Fresh - gutted	250-500 g/pc	13.50	13.50 ^	Italy CPT			
	5	13.15	13.15 -				
	4	18.82	18.82 +				
	3	20.05	20.05 +				
	3+	17.55	17.55				
	2	24.21	24.21 +				
Sand sole/sole-pole Lenguado de arena <i>Solea lascaris</i>	Fresh - whole	150-300 g/pc	13.89	13.89 +	West Africa		
		300-600	13.93	13.93 +			
	Fresh - whole, farmed	300-400 g/pc	12.00	12.00	Spain		
		400-500	18.10	18.10 +			
		500-600	18.10	18.10 +			
		600-700	17.50	17.50 +			
		800-1000	17.50	17.50 +			
		Frozen on board, IWP whole, frozen on land	400-500 g/pc	8.25		8.25	Spain CIF
	19-23 cm/pc		1.45	1.45			
	15.19		1.39	1.39			
Brill/Barbue/ Remol <i>Scophthalmus rhombus</i>	whole	0.4-0.6 kg/pc	9.30	9.30	CIF	Netherlands	
		0.5-1	16.45	16.45			
		1-2	19.75	19.75			
	European plaice/ Plie d'Europe/ Solla europea <i>Pleuronectes platessa</i>	Fresh - whole	300-400 g/pc	5.00			5.00
400-600			5.20	5.20			
Fresh - fillet		> 600	5.35	5.35			
		60-80 g/pc	7.80	7.80 +			
European flounder/ Flet d'Europe/ Platija europea <i>Platichthys flesus</i> <i>Scophthalmus rhombus</i>	IQF, whiteskin, 25 percent glazing IQF, skinless, 25 percent glazing	N. 2	8.70	8.70 +	Netherlands FOB (for Italian market)		
		N. 2	9.20	9.20 +			
		Fresh - whole	2.60	2.60 -		Italy CPT	
			No 2	7.10			7.10
Megrim's/ Cardine/ Gallo <i>Lepidorhombus Spp</i>	Whole	< 150 g/pc	2.25	2.25	Spain FOB	Spain	
		150-200	2.75	2.75			
		200-350	3.85	3.85			



Fish Species Trade Name	Product Form	Grading	Price per kg			Reference & Area	Origin	
			As stated	EUR	USD			
TUNA/BILLFISHES								
September 2022								
Tuna/Thon/Atún for canning	Skipjack - whole		1.83	1.83 +		Bangkok CFR	Western/Central Pacific Ocean	
			1.80	1.80 +		FOB		
	Skipjack - whole		1.87	1.87 +		Ecuador	Eastern Tropical Pacific Ocean	
	Yellowfin - whole		2.40	2.40 =		ex-vessel		
	Skipjack - whole		1.48	1.48 +		Seychelles	Indian Ocean	
	Yellowfin - whole		2.70	2.70 =		FOB		
	Skipjack - whole		1.45	1.45 +		Abidjan	Atlantic Ocean	
	Yellowfin - whole	> 10 kg	2.80	2.80 +		ex-vessel		
	Skipjack - whole	1.8-3.4 kg/pc	1.75	1.75 +		Spain CFR	Various origins	
	Yellowfin - whole	> 10 kg	3.35	3.35 +				
	Skipjack	> 1.8 kg/pc	1.50	1.50		Tunisia CFR	Seychelles (Korean vessel)	
	Yellowfin - pre-cooked loins	double cleaned	6.40	6.40		Europe CFR	Ecuador	
		single cleaned	7.00	7.00				
	Skipjack - pre-cooked loins		6.50	6.50				
	Skipjack - cooked & cleaned loins - vacuum packed	double cleaned	5.90	5.90 -			various origins	
	for direct consumption	Albacore - whole	< 15 kg/pc	3.95	3.95 -		Spain wholesale	Atlantic
		H&G	< 15	3.50	3.50 -			
		Yellowfin- H&G	< 25 kg/pc	4.85	4.85 -			
> 20			5.35	5.35 -				
25-50			5.35	5.35 -				
50-100			5.45	5.45 -				
> 100			5.25	5.25 -				
Skipjack - cooked loins		single cleaned	4.60	4.60				
Bigeye - frozen loins			7.10	7.10				
Bigeye - H&G		< 25 kg/pc	4.80	4.80 -				
		> 20	5.30	5.30 -				
		25-50	5.30	5.30 -				
		50-100	5.40	5.40 -				
		> 100	5.20	5.20 -				
Yellowfin - whole		> 30	2.15	2.15	CFR	Yemen		
Bluefin, fresh - whole		10-20 kg/pc	10.00	10.00		Italy CPT	Spain	
		20-30	19.23	19.23 +				
		30-50	13.38	13.38				
	> 50	12.99	12.99					
	Yellowfin -Steaks	6 oz/pc	10.21	10.21		United States of America CIF	Costa Rica	
Yellowfin - Loins		9.63	9.63		Panama			
Swordfish/Espadon/ Pez espada <i>Xiphias gladius</i>	Fresh - whole	< 12 kg/pc	5.00	5.00 =		Spain wholesale	Atlantic Ocean	
		> 25	30.00	30.00 +				
		average	21.00	21.00 +				
	whole	< 12 kg/pc	3.50	3.50 =		FOB		
		> 25	16.00	16.00 =				
		average	12.00	12.00 =				
	H&G, skin-on	< 10 kg/pc	7.95	7.95 +				
		10-30	7.25	7.25 -				
		30-50	8.45	8.45 +				
		50-70	8.55	8.55 +				
		70-100	8.45	8.45 -				
		100-175	7.75	7.75 +				
		> 150	7.45	7.45 +				
Fresh - whole		12.04	12.04 +		Italy CPT			
Fresh - slice		16.08	16.08 +					
Fresh - slice, with bone, yellow		11.69	11.69 +					
Fresh- whole		12.00	12.00 -		France wholesale	Spain		
Frozen- fillet, vacuum		20.50	20.50 +					
SMALL PELAGICS								
September 2022								
Mackerel/Maquereau/ Caballa <i>Scomber scombrus</i>	Fresh - whole		3.00	3.61 +		Italy CPT	France	
	Fresh - whole	4-6 pc/kg	2.21	2.66 -				
	Fresh - fillet, butterfly cut		5.38	6.48				
	Fresh	Small	1.00	1.00 =		Spain wholesale	Spain	
		Large	6.00	6.00 =				
		Average	3.50	3.50 +				
	IQF Whole	2-3 pc/kg	1.96	1.96 -		FOB		
		1-2	1.58	1.58				
		300-500 g/pc	1.95	1.95 =				
	IQF, Fillets 10% glaze	150-300	3.99	3.99				
		250-350 g/pc	1.75	1.75				
	<i>Scomber colias</i>	Whole, blockfrozen	8-14 pc/kg	0.78	0.78			Morocco
8-17			0.98	0.98				
3-6			1.28	1.28				
IQF, 2 percent glazing		80-120 g/pc	3.15	3.15				



Fish Species Trade Name	Product Form	Grading	Price per kg		Reference & Area	Origin	
			As stated	EUR    USD			
SMALL PELAGICS (cont.)						September 2022	
Horse Mackerel/ Chincard/ Jurel <i>Trachurus spp</i>	Whole	> 24 cm/pc	1.23	1.23	Morocco FOB for European market	Morocco	
	Fresh	Small	0.60	0.60 =	Spain wholesale	Spain	
		Large	5.00	5.00 =			
		Average	2.00	2.00 +			
	IQF	100-300 g/pc	0.95	0.95	FOB	Guinea	
		300-750	1.47	1.47			
		500-1000	1.85	1.85			
		700-1200	1.55	1.55			
		2-5 pc/kg	1.65	1.65			Spain
		1-3	1.88	1.88 ^			
2-4		1.73	1.73 ^				
3-5		1.58	1.58 +				
4-7		1.55	1.55 ^				
5-7		1.45	1.45 -				
6-8	1.44	1.44 +					
8-13	1.37	1.37 ^					
12-22	1.09	1.09 ^					
Block frozen	100-300 g/pc	1.05	1.05		Mauritania		
	200-350	1.30	1.30				
	250-350	1.35	1.35				
300-600	1.45	1.45					
300-500	1.59	1.59					
500-1000	1.65	1.65					
Fresh		1.00	1.00				
Chub mackerel/Maquereau espagnol/ Estornino <i>Scomber japonicus</i>	Block frozen	8-14 pc/kg	0.82	0.82		Morocco	
	Fillets, skin-on	50-150 g/pc	2.27	2.75	Netherlands CIF	Ecuador	
Herring/Hareng/Arenque <i>Clupeidae</i>	Fresh - fillets		3.72	3.72	Italy CPT	Denmark	
	Fresh - whole	200-300 g/pc	RUB 52.00	0.86	Russian Fed. wholesale Vladivostok	Russia	
		300-400	RUB 93.00	1.53		1.54	
	Salted - fillets		1.70	1.70 =	France wholesale	Europe	
	Smoked - fillets		6.30	6.30 ^		France	
	Smoked - fillets, vacuum packed		11.00	11.00 ^			
		70-100 g/pc	10.00	10.00 ^	Poland FOB	Baltic	
			0.21	0.26			
Sprat/Sprat/Espadín <i>Sprattus sprattus</i>	Fresh - whole		0.20	0.24			
Sardine/Sardine/Sardina <i>Sardina pilchardus</i>	Fresh - whole		2.60	2.60 +	Italy CPT	Morocco	
	Frozen - whole		1.50	1.50 +			
	Fresh - fillet		5.02	5.02 +			
	Block, whole	12-16 cm/pc	1.80	1.80	Spain FOB		
	IQF, whole	8-14 pc/kg	0.99	0.99			
		12-16	1.25	1.25 -			
		14-18	1.23	1.23 -			
	Fresh		2.80	2.80	wholesale		
	Fresh- whole		3.20	3.20 +	France - wholesale	France	
Fresh - butterfly cut		7.30	7.30 +				
Anchovy/Anchois/ Boquerón <i>Engraulis encrasicolus</i>	Fresh		3.70	3.70 +			
	Fresh		2.88	2.88 +	Italy CPT	Italy	
	Fresh		2.80	2.80 +	Spain - wholesale	France	
			2.00	2.00 =		Italy	
			3.80	3.80 =		Spain	
	Fresh	45-55 pc/kg	1.65	1.65	FOB		
	Frozen		0.60	0.60		Mexico	
	IQF, fillets	40-70 g/pc	4.35	4.35		Morocco	
	CEPHALOPODS						September 2022
Squid/Encornet/Calamar <i>Loligo spp.</i>	Whole	S (< 18 cm)	11.25	11.25 +	Italy CIF	South Africa	
		M (18-25)	11.75	11.75 -			
		L (25-30)	12.75	12.75 +			
		XL (>30)	12.75	12.75 +			
		10-20 pc/kg	5.06	5.06			Spain CIF
	6-10	5.26	5.26				
	3-6	6.46	6.46				
	< 3	6.90	6.90				
	<i>Loligo vulgaris</i>	Fresh - whole	100-300 g/pc	21.94	21.94 +	Italy CPT	Croatia
			200-400	15.36	15.36 +		
			400-600	19.06	19.06 +		
			< 3 pc/kg	7.50	7.50	Portugal CIF	Yemen
			3-6	6.90	6.90		
		6-10	6.20	6.20			
10-20		6.00	6.00				
Frozen		200-300 g/pc	9.25	9.25 +	Spain wholesale	Spain	
		300-400	8.95	8.95			
<i>Loligo gahi</i>		Whole	< 10 cm/pc	4.10	4.10	FOB CIF	Morocco Argentina
	10-12		5.19	5.19			



Fish Species Trade Name	Product Form	Grading	Price per kg			Reference & Area	Origin		
			As stated	EUR	USD				
CEPHALOPODS (cont.)									
September 2022									
Squid/Encornet/Calamar <i>Illex argentinus</i>  <i>Todarodes sagittatus</i>  <i>Uroteuthis duvauceli</i>	Whole	15-18 cm/pc 17-22	2.65 2.75	2.65 2.75	Spain CIF	Argentina			
	Whole	1	6.20	6.20 -		wholesale	Falkland/Malvinas Islands		
		2	6.20	6.20 -					
		3	6.20	6.20 -					
		4	6.20	6.20 -					
	Block, frozen on board	> 20 cm/pc	2.15	2.15	FOB	Mauritania			
		12-18 cm/pc	1.95	1.95		Guinea			
Whole		7.80	7.80 =	wholesale	India				
		6.80	6.80 +		United States of America				
<i>Doryteuthis pealeii</i> <i>Doryteuthis opalescens</i>			6.00	6.00 =					
Octopus/Poulpe/Pulpo <i>Octopus vulgaris</i>	Whole - FAS	T1	7.89	7.89	Morocco FOB, for Spanish market	Morocco			
		T2	7.89	7.89					
	Sushi slice 100% net weight	7 g/pc 9	15.75 16.80	15.75 - 16.80 -	Europe CFR	Indonesia			
		boiled cut 100% net weight		11.00			11.00 +		
	Flower type 90% net weight		1-2 kg/pc >2	7.00 8.50			7.00 = 8.50 =		
		IQF, flower type	500-1000 g/pc 1000-1500 > 3000	7.70 8.95 10.20			7.70 8.95 10.20		
	Fresh		0.3-0.5 kg/pc 0.5-1 1-2 1-2	13.61 6.80 7.96 14.93	13.61 + 6.80 - 7.96 + 14.93 +	Italy CPT	Italy		
					Spain				
		Eviscerated	300-500 g/pc 300-1200 500-800	8.95 9.35 9.75	8.95 9.35 9.75	Spain FOB	Senegal/		
			Frozen on board	T1 T2 T3 T4 T5 T6 T7 T8	13.50 13.50 13.50 13.50 12.50 10.80 9.90 10.50		13.50 = 13.50 = 13.50 = 13.50 = 12.50 = 10.80 = 9.90 = 10.50 =	CIF	Mauritania
	Frozen at land, artisanal catch	T1 T2 T3 T4 T5 T6 T7 T8		14.00 14.00 14.00 14.00 13.00 11.30 10.40 11.00	14.00 = 14.00 = 14.00 = 14.00 = 13.00 = 11.30 = 10.40 = 11.00 =				
		Frozen, Galizian style Fresh Frozen			17.90 5.50 7.20	17.90 + 5.50 = 7.20 +	wholesale		Thailand
		Gutted block		300-500 g/pc 500-1000 1000-2000	7.00 7.00 7.00	7.00 7.00 7.00	Italy/Portugal Spain CIF		Yemen
				Flower	300-500 g/pc 500-1000 1000-2000	9.50 9.50 9.50			
		Fresh Frozen				14.00 14.00	14.00 + 14.00 +		France wholesale
		Fresh - whole		Mixed	3.86	3.86 +	Italy CPT		Croatia
		<i>Eledone moschata</i> <i>Eledone cirrhosa</i>	Cleaned, block	100-150 g/pc 200-600 70-350 300-500	3.38 3.85 4.35 3.95	3.38 3.85 4.35 ^ 3.95 ^	Spain FOB	Spain	
	Cuttlefish/Seiche/ Sepia <i>Sepia spp.</i>	Frozen at land- whole block Grade A	100-200 g/pc 200-300 >300	5.70 5.70 5.70	5.70 = 5.70 = 5.70 =	Egypt CIF Taiwan Province of China	Yemen		
			FAS - whole block	200-300 g/pc 300-500	5.60 5.60	5.60 5.60		Spain CIF	
		not cleaned		1 pc/kg 2-4 4-6 6-8	8.25 7.10 6.80 6.60	8.25 7.10 - 6.80 - 6.60 -	FOB	Morocco	
		Frozen Fresh		10.60 8.50	10.60 = 8.50 -	wholesale			
		Fresh	< 200 g/pc 100-300 300-500 500-1000	2.74 6.11 6.50 6.72	2.74 6.11 + 6.50 ^ 6.72 +		Italy CPT		
				8.15	8.15 -	Italy			



Fish Species Trade Name	Product Form	Grading	Price per kg		Reference & Area	Origin	
			As stated	EUR    USD			
CRUSTACEANS							
September 2022							
Whiteleg shrimp/ Crevette pattes blanches/Camarón patiblanco <i>Penaeus vannamei</i>	PD, chemical treatment 100% net weight treated with non-phosphate	31-40 pc/lb	9.70	9.70 -	Europe CFR	Indonesia	
		41-50	8.70	8.70 -			
		51-60	8.40	8.40 -			
		61-70	7.80	7.80 -			
		71-90	7.70	7.70 -			
		91-120	7.65	7.65 -			
	whole	21-25 pc/kg	8.60	8.60 -	Italy CIF	Ecuador	
		26-30	8.26	8.26 -			
		31-40	7.75	7.75 -			
		41-50	7.48	7.48 -			
		51-60	6.85	6.85 +			
		61-70	4.85	4.85			
cooked and peeled	26-30 pc/kg	10.20	10.20 ^				
	31-35	9.90	9.90 ^				
	41-50	9.27	9.27 ^				
	51-60	9.15	9.15 ^				
	80-120	5.72	5.72 -				
Frozen		6.90	6.90 +	Spain wholesale			
frozen, headless		10.80	10.80	United States of			
Cooked and peeled	51-60 pc/lb	14.62	14.62 +	America CIF	Viet Nam		
Argentine red shrimp/ Salicouque rouge d'Argentine/ Camarón langostín argentino <i>Pleoticus muelleri</i>	Head-on, shell-on	10-20 pc/kg	8.20	8.20 =	Spain EXW	Argentina	
		20-30	8.00	8.00 =			
		30-40	7.90	7.90 =			
		40-60	7.70	7.70 =			
	frozen on board	10-20 pc/kg	8.85	8.85	FOB		
		20-30	7.75	7.75			
		30-40	8.45	8.45			
	IQF, Peeled Whole	20-30 pc/kg	16.60	16.60 +	Italy CIF		
		L1	8.60	8.60 -			
		L2	8.92	8.92 +			
		L3	7.58	7.58			
	Peeled and Deveined, broken Peeled and Deveined Whole	30-55 pc/kg	9.37	9.37	United States of America CIF		
		40-90	10.25	10.25			
		7.70	7.70 ^				
Giant tiger prawn/ Crevette géante tigrée/ Langostino tigre <i>Penaeus monodon</i>	Farmed, organic, cooked	20-30 pc/kg	26.00	26.00	France wholesale	Madagascar	
		30-40	22.00	22.00			
		40-50	16.50	16.50			
Norway lobster/ Langoustine/Cigala <i>Nephrops norvegicus</i>	Fresh - Whole, 4X1.5 kg	31-40	8.10	8.10	Spain DDP	Netherlands	
		41-50	8.52	8.52			
		40-60	13.35	13.35			
	Tails	40-60	13.35	13.35	CIF	Scotland	
	Fresh - Whole	10-15	15.80	15.80	FOB	Spain	
		16-20	12.20	12.20			
		00	16.25	16.25			
		2-4 pc/kg	41.00	41.00			
		20-30	15.75	15.75			
		30-40	6.45	6.45			
		40-50	6.75	6.75			
	IQF whole	2-4 pc/kg	41.00	41.00	CIF	Denmark	
		4-7	31.65	31.65			
		7-9	31.45	31.45			
		10-15	18.85	18.85			
		16-20	15.80	15.80			
		21-30	11.50	11.50			
		31-40	8.50	8.50			
		40-50	5.95	5.95			
	Fresh		30.00	30.00 =	wholesale		
		Frozen		14.80			14.80 +
	Fresh	6-16 pc/kg	22.00	22.00 ^	France wholesale		
		16-20	13.50	13.50 ^			
		20-30	10.50	10.50 ^			
		30-40	10.50	10.50 ^			
	Whole, 30 percent glazing	11-15	13.22	13.22	Italy CIF CPT		
		Fresh	6-9 pc/kg	26.09			26.09 ^
		11-15	16.00	16.00 ^			
		16-20	12.21	12.21 ^			
21-30		9.12	9.12 ^				
31-40		5.74	5.74 ^				
16-25		29.50	29.50 ^				
25-35		21.00	21.00 ^				
Frozen		50-60 p/kg	21.24	21.24			USA CIF





Fish Species Trade Name	Product Form	Grading	Price per kg			Reference & Area	Origin			
			As stated	EUR	USD					
CRUSTACEANS (cont.)										
September 2022										
European lobster/ Homard européen/ Bogavante <i>Homarus gammarus</i>	Live - bulk	400-600 g/pc		52.00	52.00 =	France wholesale	Ireland			
		400-600		52.00	52.00 =		France			
	Live	400-600 gpc		22.46	22.46 -	Italy CPT	Europe			
		600-800		23.33	23.33 -					
		800-1000		27.53	27.53 +					
> 1000			24.35	24.35						
American lobster/ homard américain/ langosta americana <i>Homarus americanus</i>	Live	400-600 g/pc		31.00	31.00 -	France wholesale	Canada			
		3 kg/pc		20.22	20.22 -			Italy CPT	United States of America	
		3-5		16.35	16.35					
		> 5		20.23	20.23					
		Frozen Claws Meat Whole Live Tails			10.35					10.35
				22.38	22.38					
				78.05	78.05					
				20.66	20.66					
				15.15	15.15					
	Scalloped spiny lobster/ Langouste festonnée/ Langosta festoneada <i>Panulirus homarus</i>	Whole	70-100 g/pc		13.60	13.60	Taiwan (Province of China) CIF	Yemen		
100-150 g/pc				21.50	21.50					
150-200				21.50	21.50					
200-250				23.00	23.00					
200-250				25.00	25.00					
250-300				25.00	25.00					
300-350				25.00	25.00					
Fresh Frozen				30.00 20.00	30.00 = 20.00 +	Spain wholesale	Cuba			
Arabian whip lobster/ Langouste fouet arabe/ Langosta de fusta arabica <i>Puerulus sewelli</i>		SS		10.00	10.00	Italy CIF	Yemen			
		S		12.00	12.00					
		M		14.00	14.00					
		L		15.00	15.00					
		M		16.00	16.00	France CIF				
		L		16.30	16.30					
		M		14.50	14.50	Taiwan (province of China) CIF				
		L		15.50	15.50					
		Edible crab/Tourteau/ Buey de mar <i>Cancer pagurus</i>	Live, bulk	T2 (13-16 cm)				6.33	6.33 +	France auction
			Fresh			14.30		14.30 +	Italy CPT	UK
female	800-1200 g/pc			5.73	5.73 ^					
Blue swimming crab Étrille bleue <i>Jaiba azul</i> <i>Portunus pelagicus</i>		5-7 pc/kg		3.85	3.85	France CIF	Yemen			
		50-100		3.85	3.85 =					
		100-150		3.85	3.85 =					
		> 150		3.85	3.85 =					
Snow crab/ Crabes des neiges/ Cangrejo de las nieves <i>Chionoecetes opilio</i>	Legs			10.10	10.10	United States of America CIF	Canada			
	Claws			20.72	20.72					
	Sections	5-8 oz/pc 8-10		28.66 30.86	28.66 30.86					
BIVALVES										
September 2022										
Oyster/Huître/Ostra <i>Crassostrea gigas</i> <i>Ostrea edulis</i>	Live	60-100 g/pc		11.40	11.40	Spain CIF	Netherlands			
		80-95 g/pc		17.36	17.36					
		95-110		18.50	18.50					
		110-130		16.67	16.67					
		G2 (100 units)		78.00	78.00 -	France wholesale	France			
		M3 (100 units)		87.00	87.00 -					
		N3		4.50	4.50 =		Ireland/France			
		dozen		9.57	9.57 =					
Mussel/Moule/Mejillón <i>Mytilus edulis</i> <i>Mytilus galloprovincialis</i>	Live - Bottom mussel	Bulk		2.80	2.80 +	wholesale	France			
				2.50	2.50 +		Netherlands			
	Live - Rope	60-80 pc/kg		2.80	2.80 =		Spain/Italy			
	Live			6.00	6.00 +	retail	France			
	IQF	40-60 pc/kg		2.55	2.55	Spain FOB	Spain/Italy			
	IQF half shell	40-50		7.75	7.75					
	Live			1.65	1.65 =	wholesale				
	Frozen			3.90	3.90 -					
	Live	> 100 pc/kg		4.20	4.20	CIF	Netherlands			
	Live			1.70	1.70 +	Italy CPT	Italy Sardinia			
				2.54	2.54 +					
	IQF - shell-off, 7 percent glazing	200-300 pc/kg		4.50	4.50 =	CIF	Chile			
	Frozen - meat	60-80 pc/kg		4.50	4.50	CPT				
	Mussel meat			2.99	2.99	Spain CIF				
	IQF, Half shell			4.12	4.12					
Whole, vaccum packed			2.12	2.12						
Razor shell/Couteau/ Navaja - <i>Solenidae</i>	Fresh	S		10.50	10.50	wholesale	Ireland			
		M		18.50	18.50					
	Live, depurated	10-12 cm/pc		4.20	4.20		Netherlands			
				5.20	5.20 -		Europe			
	Live			5.00	5.00 +	France wholesale	Imported			



Fish Species Trade Name	Product Form	Grading	Price per kg			Reference & Area	Origin		
			As stated	EUR	USD				
BIVALVES (cont.)							September 2022		
Great Atlantic scallop/ Coquille-St- Jacques/ Vieira <i>Pecten maximus</i>	Fresh, meat, roe-on			48.00	48.00 +	France wholesale	Imported		
	Fresh, meat, roe-off			33.50	33.50 +				
	Frozen, meat, roe-on			43.00	43.00 +				
	Frozen, meat, roe-off			34.00	34.00 +				
	IQF, whole	3-5 pc/kg		5.89	5.89	Spain FOB	Spain		
		6		4.35	4.35 =				
	Frozen, half shelf	10-12		10.65	10.65 ^				
	Fresh			19.00	19.00 =	wholesale			
	Frozen - whole			4.10	4.10 -	Italy CPT	Imported		
	Frozen, half shelf			10.58	10.58 +				
	IQF, roe on	10-20 pc/kg		14.80	14.80	Europe CIF	Peru		
		20-30		14.20	14.20				
		30-40		13.60	13.60				
		40-60		12.80	12.80				
	Japanese carpet shell/ Palourde japonaise/ Almeja japonesa <i>Ruditapes philippinarum</i>	Live			9.95	9.95 -	Italy CPT	Italy	
					8.00	8.00 =	Spain wholesale	Spain	
Atlantic salmon/ Saumon de l'Atlantique/ Salmón del Atlántico <i>Salmo salar</i>	Fresh - gutted, head-on	2-3 kg/pc		8.10	8.10 -	France wholesale	Norway		
		3-4		8.20	8.20 -				
		4-5		8.30	8.30 -				
		5-6		8.50	8.50 -				
		6-7		8.60	8.60 -				
	Fresh - label rouge	2-3		10.30	10.30 -			Scotland	
		frozen, wild	2-3		8.00				8.00 =
	Smoked - Fillet, vacuum reconstituted sides	1-2 kg/pc		34.00	34.00 +				Norway
	Fresh - Fillet	3-4 kg/pc		19.50	19.50 +				
	Smoked - Fillet, vacuum reconstituted sides	1-2 kg/pc		33.00	33.00 =				
	Fresh - gutted, head-on	1-2 kg/pc	NOK	44.80	4.39	4.40 -		Norway FOB	
		2-3	NOK	53.76	5.27	5.28 -			
		3-4	NOK	59.20	5.80	5.81 -			
		4-5	NOK	60.54	5.93	5.94 -			
		5-6	NOK	62.56	6.13	6.14 -			
		6-7	NOK	65.49	6.41	6.43 -			
		7-8	NOK	72.93	7.14	7.16 -			
		8-9	NOK	78.26	7.67	7.68 -			
		> 9	NOK	77.18	7.56	7.57 -			
	Fresh	3-4 kg/pc		13.50	13.50	Spain CIF	Scotland		
		4-5		14.75	14.75				
		5-6		15.00	15.00				
		6-7		15.50	15.50				
	Fresh, organic	4-5 kg/pc		13.50	13.50	wholesale	Ireland		
		5-6		14.50	14.50				
	Fresh fillet			13.00	13.00 -			Norway	
Smoked fillet			24.00	24.00 +					
Fresh			7.50	7.50 -					
Frozen			5.50	5.50 =					
gutted, head-on	4-5 kg/pc		8.75	8.75	Tunisia CFR				
Fresh - Whole - Superior	1-2 kg/pc		5.88	5.88 -	Italy CPT				
	2-3		6.36	6.36 -					
	3-4		6.82	6.82 -					
	4-5		7.10	7.10 -					
	5-6		7.27	7.27 -					
	6-7		7.24	7.24 -					
	7-8		8.31	8.31 -					
	8-9		8.78	8.78 +					
	9-10		12.00	12.00					
	IQF portion, 10% glazing	100-150 g/pc		11.85			14.45 +		Denmark
TROUT							September 2022		
Rainbow trout/ Truite arc-en-ciel/ Trucha arco iris <i>Oncorhynchus mykiss</i>	Fresh- whole			7.50	7.50 +	France wholesale	France		
	Fillet			11.50	11.50 +				
	Fillet, smoked			20.00	20.00 -				
	Whole, gutted, bulk			17.95	17.95 +	Retail			
	Fresh - whole			4.70	4.70 =	Spain wholesale	Spain		
	Fresh - fillets			5.00	5.00 =				
	Fresh - whole			5.30	5.30 +	Italy CPT	Italy		
H&G	300-400 g/pc		6.00	6.00 +					



Fish Species Trade Name	Product Form	Grading	Price per kg		Reference & Area	Origin
			As stated	EUR	USD	
FRESHWATER FISH						September 2022
Arctic char/Omble-chevalier/ Trucha alpina <i>Salvelinus alpinus</i>	Fresh- whole		11.50	11.50 +	France wholesale	Europe
Nile perch/Perche du Nil/Perca del Nilo <i>Lates niloticus</i>	Fresh, whole	2000-4000 g/pc	4.01	4.01 +	Italy FCA	Tanzania
	Fresh - fillets		4.70	4.70 +	retail	
	Fresh - fillets		15.99	15.99 +	Spain wholesale	
	Fillets		8.90	8.90 +		
Pike perch/Sandre/ Lucioperca <i>Sander lucioperca</i>	Fillet - skinless, PBI, IWP	500-1000 g/pc	6.45	6.45	CFR	Europe
	Fresh- whole	Average size	18.50	18.50 +	France wholesale	
	Fillet		13.00	13.00 -		
Nile Tilapia/Tilapia du Nil/Tilapia del Nilo <i>Oreochromis niloticus</i>	Fillet - skinless, IQF, PBO	5-7 oz/pc	4.00	4.00	Spain CFR	China
Black tilapia/Tilapia noit/ Tilapia negra <i>Oreochromis placidus</i>	Fillet	3-5 oz/pc	5.10	5.10	United States of America CIF	Viet Nam
		4-5 oz/pc	4.75	4.75		
Pangasius <i>Pangasius hypophthalmus</i>	Fillet, thawed		4.25	4.25	Italy CIF	
	Fresh, fillet		4.50	4.50 =	Spain wholesale	
	Fillet		4.50	4.50 +		
NON-TRADITIONAL SPECIES						September 2022
Sturgeon/Esturgeon/ Esturione <i>Acipenseridae</i>  <i>A.baeri</i>	Frozen - Whole	1.5-2 kg/pc	7.00	7.00	France CIF	France
	Gutted	5-7 kg/pc	8.50	8.50		
	Fillets	200-300 g/pc	16.00	16.00		
		800-1000	16.00	16.00		
European eel/Anguille d'Europe/ Anguila europea <i>Anguilla anguilla</i>	Caviar (Aquitaine) metal boxes		1,300	1,300		
	Smoked	Medium	48.00	48.00	wholesale	Europe
Dusky grouper Mérou noir/Mero moreno <i>Epinephelus marginatus</i>	Fresh		15.00	15.00 +	Italy CPT	Senegal
	Fresh - whole	1-2 kg/pc	25.09	25.09 +		
		2-4	24.12	24.12 +		
		4-7	27.07	27.07 +		
		7-10	22.65	22.65 +		
		10-20	20.32	20.32 +		
> 20	17.61	17.61 +				
White grouper/ Merou blanc/Cherna de ley <i>Epinephelus aeneus</i>	Gutted	2-3 kg/pc	5.50	5.50	Italy CIF	Yemen
		3-5	5.50	5.50		
		5-10	5.50	5.50		
		1-2 kg/pc	16.91	16.91 +	CPT	
		2-4	18.65	18.65 +		
		4-7	24.73	24.73 +		
		7-10	22.44	22.44 +		
		> 10	13.12	13.12 +		
Small-scale grouper Mérou petites écailles Mero escamoso <i>Epinephelus polylepis</i>		3-5 kg/pc	5.45	5.45	CIF	
		5-8	5.45	5.45		
		8-12	4.50	4.50		
		2-3 kg/pc	5.25	5.25	France CIF	
		3-5	5.25	5.25		
5-8	5.25	5.25				
White-blotched grouper/ Mérou plate grise Mero de lunares <i>Epinephelus multinotatus</i>	H&G	3-5 kg/pc	7.20	7.20	Spain CIF	
		5-8	7.20	7.20		
		5-10	7.20	7.20		
		>10	7.20	7.20		
Spangled emperor/ Empereur moris/ Emperador relámpago <i>Lethrinus nebulosus</i>	H&G	3-5 kg/pc	5.00	5.00	France CIF	
	Gutted, scales off	3-5 kg/pc	3.60	3.60	Italy CIF	
Mahi mahi/Dorado/ Dorado <i>Coryphaena hippurus</i>	Gutted, skinless		2.95	2.95	Europe CIF	Mozambique
	Fresh, whole		8.15	8.15 +	Italy CPT	Spain
	Fresh, fillets		11.13	11.13 +		
	Portions	4-6 oz/pc	12.35	12.35 ^	United States of America CIF	Oman
		6-8	13.01	13.01 ^		
	Fresh, fillets		2.65	2.65	Spain FOB	Spain
H&G	< 20 kg/pc	4.85	4.85			
Blue shark/ Peau bleue/Tiburón azul <i>Prionace glauca</i>	H&G, skin-on	< 4 kg/pc	2.53	2.53 +		
		4-7	2.53	2.53 +		
		7-12	2.37	2.37 +		
		12-20	1.93	1.93 -		
		> 20	1.97	1.97 +		
	H&G, skinless	< 4 kg/pc	3.20	3.20 +		
		4-7	3.20	3.20 +		
		7-12	3.05	3.05 -		
		12-20	2.50	2.50 -		
> 20	2.53	2.53 -				



Fish Species Trade Name	Product Form	Grading	Price per kg			Reference & Area	Origin	
			As stated	EUR	USD			
NON-TRADITIONAL SPECIES (cont.)							September 2022	
Mako shark/Taupe bleue Marrajo dientuso <i>Isurus oxyrinchus</i>		< 10 kg/pc		3.85	3.85 =	Spain FOB		
		10-30		5.45	5.45 =			
		30-50		5.45	5.45 =			
		50-100		5.25	5.25 =			
		> 100		3.95	3.95 =			
Black marlin/Makaire noir/ Marlin negro <i>Makaira nigricans</i>	H&G, skin-on	< 80 kg/pc		5.65	5.65 =			
		> 80		5.60	5.60 =			
Blue marlin/Makaire bleu/ Marlin azul <i>Makaira indica</i>		< 80 kg/pc		5.65	5.65 =			
		> 80		5.60	5.60 =			
Crimson jobfish Colas fil/Panchito hebra <i>Pristipomoides filamentosus</i>	Whole, gutted	2- 3 kg/pc		3.30	3.30 =	France CIF	Yemen	
		3- 5		3.60	3.60 =			
		5- 10		3.60	3.60 =			
		3- 5		3.75	3.75 =	Italy CIF		
		5- 10		3.75	3.75 =			
SEABASS/SEABREAM/ MEAGRE							September 2022	
Seabass/Bar, Loup/Lubina <i>Dicentrarchus labrax</i>	Fresh - whole farmed	200-300 g/pc		4.80	4.80 =	Greece FOB	Greece	
		300-450		5.80	5.80 =			
		450-600		6.50	6.50 =			
		600-800		7.80	7.80 =			
		800-1000		8.30	8.30 =			
		> 1000		9.50	9.50 =			
		200-300 g/pc		5.10	5.10 =	Italy CIF		
		300-450		6.10	6.10 =			
		450-600		6.80	6.80 =			
		600-800		8.10	8.10 =			
		800-1000		8.60	8.60 =			
		> 1000		9.80	9.80 =			
		200-300 g/pc		5.17	5.17 =	France CIF		
		300-450		6.17	6.17 =			
		450-600		6.87	6.87 =			
		600-800		8.17	8.17 =			
		800-1000		8.67	8.67 =			
		> 1000		9.87	9.87 =			
		200-300 g/pc		5.16	5.16 =	Spain CIF		
		300-450		6.16	6.16 =			
		450-600		6.86	6.86 =			
		600-800		8.16	8.16 =			
		800-1000		8.66	8.66 =			
		> 1000		9.86	9.86 =			
		200-300 g/pc		5.20	5.20 =	Germany CIF		
		300-450		6.20	6.20 =			
		450-600		6.90	6.90 =			
		600-800		8.20	8.20 =			
		800-1000		8.70	8.70 =			
		> 1000		9.90	9.90 =			
		200-300 g/pc		5.17	5.17 =	Portugal CIF		
		300-450		6.17	6.17 =			
		450-600		6.87	6.87 =			
		600-800		8.17	8.17 =			
		800-1000		8.67	8.67 =			
		> 1000		9.87	9.87 =			
		200-300 g/pc		5.44	5.44 =	UK CIF		
		300-450		6.44	6.44 =			
		450-600		7.14	7.14 =			
		600-800		8.44	8.44 =			
		800-1000		8.94	8.94 =			
		> 1000		10.14	10.14 =			
		500-1000 g/pc		20.70	20.70	Spain CFR		France
		1000-2000		23.30	23.30			
		2000-3000		24.40	24.40			
		3000-4000		24.40	24.40			



Fish Species Trade Name	Product Form	Grading	Price per kg			Reference & Area	Origin	
			As stated	EUR	USD			
SEABASS/SEABREAM/ MEAGRE (cont.)							September 2022	
Seabass/Bar, Loup/Lubina <i>Dicentrarchus labrax</i>	Fresh - whole - wild, from trawling	800-1000 g/pc	26.50	26.50 +	France wholesale	France		
		1000-2000	27.50	27.50 +				
		2000-3000	30.50	30.50 +				
	Fresh - whole - wild, from line fishing	1000-2000 g/pc	38.50	38.50 +				
		2000-3000	45.50	45.50 +				
	Fresh - whole - farmed	400-600 g/pc	10.30	10.30 +	Italy CPT	Croazia		
		600-800	13.20	13.20 +				
		800-1000	13.80	13.80 +				
		300-400 g/pc	6.30	6.30 +				
		400-600	6.90	6.90 +				
		600-800	8.00	8.00 +				
		800-1000	10.90	10.90				
		Large	11.10	11.10 +		Italy (Orbetello)		
		Medium	10.80	10.80 +				
		Small	7.80	7.80 +				
	Fresh, wild	500-1000 g/pc	16.90	16.90 ^		Morocco		
		> 3000	38.19	38.19 ^				
	Fresh, wild	500-1000 g/pc	15.00	18.07	Spain CIF	Denmark		
		1000-2000	15.00	18.07				
		2000-3000	20.80	25.06				
		3000-4000	23.00	27.71				
Fresh, wild		16.00	19.28 -	wholesale	Europe			
Fresh, farmed		6.35	7.65 -					
Fresh, farmed	200-300 g/pc	4.81	4.81 -	Italy CIF	Greece			
	300-450	6.35	6.35 +					
	450-600	6.92	6.92 -					
	600-800	7.93	7.93 +					
	800-1000	8.52	8.52 +					
	Fresh, fillets	70-100 g/pc	11.94			11.94 +		
		100-140	12.55			12.55 +		
140-180		14.18	14.18 +					
Gilthead seabream/ Dorade royale/Dorada <i>Sparus aurata</i>	farmed	200-300 g/pc	4.60	4.60 -	Greece FOB			
		300-450	4.80	4.80 -				
		450-600	4.80	4.80 -				
		600-800	5.60	5.60 -				
		800-1000	6.80	6.80 =				
		> 1000	8.50	8.50 =				
		200-300 g/pc	4.90	4.80 -	Italy CIF			
			300-450	5.10			5.00 -	
			450-600	5.10			5.10 -	
			600-800	5.90			5.90 -	
			800-1000	7.10			7.10 =	
			> 1000	8.80			8.80 =	
	200-300 g/pc	4.97	4.97 -	France CIF				
		300-450	5.17		5.17 -			
		450-600	5.17		5.17 -			
		600-800	5.97		5.97 -			
		800-1000	7.17		7.17 =			
		> 1000	8.87		8.87 =			
	200-300 g/pc	4.96	4.96 -	Spain CIF				
		300-450	5.16		5.16 -			
		450-600	5.16		5.16 -			
600-800		5.96	5.96 -					
800-1000		7.16	7.16 =					
> 1000		8.86	8.86 =					
200-300 g/pc	5.00	5.00 -	Germany CIF					
	300-450	5.20		5.20 -				
	450-600	5.20		5.20 -				
	600-800	6.00		6.00 -				
	800-1000	7.20		7.20 =				
	> 1000	8.90		8.90 =				



Fish Species Trade Name	Product Form	Grading	Price per kg			Reference & Area	Origin
			As stated	EUR	USD		
SEABASS/SEABREAM/ MEAGRE (cont.)							
September 2022							
Gilthead seabream/ Dorade royale/Dorada <i>Sparus aurata</i>	Fresh - whole farmed	200-300 g/pc	4.97	4.97 -	Portugal CIF	Greece	
		300-450	5.17	5.17 -			
		450-600	5.17	5.17 -			
		600-800	5.97	5.97 -			
		800-1000	7.17	7.17 =			
		> 1000	8.87	8.87 =			
		200-300 g/pc	5.24	5.24 -	UK CIF		
		300-450	5.44	5.44 -			
		450-600	5.44	5.44 -			
		600-800	6.24	6.24 -			
		800-1000	7.44	7.44 =			
		> 1000	9.14	9.14 =			
	Fresh - wild	500-1000 g/pc	24.40	24.40	Spain CIF	France	
		1000-2000	19.80	19.80			
		3000-4000	16.40	16.40			
	Fresh, wild		18.00	21.69 -	wholesale	Europe	
	Fresh, farmed		5.20	6.27 -			
	Fresh, wild	500-800 g/pc	22.00	22.00	France wholesale	France	
		800-1000	41.50	41.50 +		EU	
		> 1000	33.00	33.00 +		France	
	Fresh - farmed	300-400	5.80	5.80 =			
		400-600	10.30	10.30 +			
		600-800	11.70	11.70 +			
		800-1000	13.20	13.20 +			
		300-400 g/pc	5.04	5.04 -			
	Fresh - wild	200-300 g/pc	4.21	4.21 +	Italy CIF CPT	Greece	
		300-400	4.19	4.19 -			
		400-600	4.26	4.26 +			
		600-800	5.02	5.02 +			
		800-1000	6.75	6.75 +			
		1000-1500	8.28	8.28 +			
		1500-2000	9.20	9.20 +			
300-500 g/pc		10.82	10.82 +				
Fresh - wild	600-800	20.43	20.43 +		Morocco		
	800-1000	26.59	26.59 +				
	1000-2000	29.05	29.05 +				
Fresh - farmed	Large	11.40	11.40 +		Italy (Orbetello)		
	Medium	10.20	10.20 +				
	Small	8.91	8.91 ^				
	300-400 g/pc	6.10	6.10 +				
	400-600 g/pc	6.60	6.60 +		Croazia		
	600-800	7.70	7.70 +				
White seabream/Sar/Sargo <i>Diplodus sargus</i>	Fresh	300-500 g/pc	12.98	12.98 +	Italy CPT	Senegal	
		500-700	4.48	4.48 -		Spain	
		700-1000	13.04	13.04 +			
		1000-2000	13.09	13.09 +			
			13.24	13.24 +			
Meagre/Maigre commun/Corvina <i>Argyrosomus regius</i>	Fresh - Whole farmed	500-1000 g/pc	4.40	4.40		Greece	
		1000-2000	4.63	4.63 =			
		> 2000	4.65	4.65 =			
	Fresh- whole, wild	0.8-1 kg/pc	11.98	11.98		Mediterraneo	
		1-2	11.05	11.05 -			
		5-10	14.02	14.02 +			
		10-15	14.25	14.25 +			
		15-20	13.92	13.92 +			
		20-30	13.80	13.80 +			
			9.00	9.00 +		Spain wholesale	
	Fresh, cultured		7.50	7.50 +			
			> 1000 g/pc	10.00	10.00 =	France	





The European Fish Price Report is a monthly GLOBEFISH publication.  
This issue was prepared by Helga Josupeit and Felix Dent.

## PRICE REFERENCE (INCOTERMS 2010)

CFR	Cost and Freight
CIF	Cost, Insurance and Freight
CIP	Carriage and Insurance Paid To
CPT	Carriage Paid To
DAT	Delivered at Terminal
DAP	Delivered at Place
DDP	Delivered Duty Paid
EXW	Ex Works
FCA	Free Carrier
FAS	Free Alongside Ship
FOB	Free on Board

## PRODUCT FORM

C&P	Cooked and Peeled
FAS	Frozen at Sea
H&G	Headed and Gutted
HOG	Head on Gutted (salmon)
IQF	Individually Quick Frozen
IWP	Individually Wrapped Pack
PBI	Pinbone In
PBO	Pinbone Off
PD	Peeled and Deveined
PTO	Peeled Tail On
PUD	Peeled, Undeveined

## CURRENCY RATES

		US\$	EUR
Canada	CAD	1.33	1.33
Norway	NOK	10.19	10.21
USA	USD		1.00
EU	EUR	1.00	
Denmark	DKK	7.42	7.44
Russia	RUR	60.50	60.60

Exchange Rates 18.09.2022

## SYMBOLS

- + Price increased in original currency since last report
- Price decreased in original currency since last report
- = Updated but unchanged price
- ^ New insertion
- Not updated since last issue

### GLOBEFISH Price Dashboard FAO

GLOBEFISH is pleased to announce a new information product available on its website: the GLOBEFISH European Price Dashboard. Prices are automatically drawn from various sources along the value chain into a central database and updated once a week. Users can browse prices and analyse trends, as well as search or filter prices according to common or scientific name, species grouping, preservation, origin or market, to mention a few.



**GLOBEFISH Market Reports are available from the GLOBEFISH web site:  
[www.fao.org/in-action/globefish](http://www.fao.org/in-action/globefish)**

All rights reserved. No part of FAO/GLOBEFISH European Fish Price Report may be reproduced, stored in a retrieval system, or transmitted in any form or by any means (electronic, mechanical, photocopying or otherwise), without prior permission. Requests for use of this material (including purpose and extent) should be addressed to: GLOBEFISH - Fisheries and Aquaculture Division- Food and Agriculture Organization, Viale delle Terme di Caracalla, 00153 Rome, Italy.



Food and Agriculture  
Organization of the  
United Nations

# EUROPEAN PRICE REPORT

## GLOBEFISH

Trade and Market Team (NFIMT)  
Fisheries and Aquaculture Division  
Food and Agriculture Organization of the United Nations  
Viale delle Terme di Caracalla  
00153 Rome, Italy

[globefish@fao.org](mailto:globefish@fao.org)

[www.globefish.org](http://www.globefish.org)



#FAOfish



GLOBEFISH