



Food and Agriculture
Organization of the
United Nations

EUROPEAN PRICE REPORT



Latest trends

As normal in the period of the year, the main importers and brokers have already completed their activities for the year-end sales, while wholesale markets will increase in activity over the coming weeks as restaurant menus and fish counters increase their festive range in preparation for Christmas and the New Year. The festive end of year sales season will be more concentrated as the two main festivities will be on a Sunday.

Inflation throughout Europe will no doubt impact end of year sales as consumers will be looking for value for money and ready to substitute between festive product categories in order to keep spending under control.

The traditional end of year festivities in France lead to increased consumption of duck, salmon and shellfish. However, due to difficulties in poultry production following avian flu outbreaks, there may be a move to substitute part of the festive menu with more fish and fish products. A survey indicated that 27 percent of French consumers plan to reduce spending for Christmas due to inflation.

Some traditional products, such as wet-salted cod, very popular in the Southern part of the continent, reported consumer resistance to very high prices. Overall, the general trend point for lower price levels in December, after the record prices reached in September. About half of the recorded prices in the European Price Report stayed stable, 22 percent increased, but 29 percent declined over the course of December, compared with November price levels.

December 2022
12/2022

Index for prices

Groundfish	10
Flatfish	12
Tuna	13
Small Pelagics	14
Cephalopods	14
Crustaceans	16
Bivalves	16
Salmon	18
Trout	19
Freshwater fish	19
Non Traditional Species	19
Seabass-Seabream-Meagre	20

The **European Fish Price Report**, based on information supplied by industry correspondents, aims to provide guidance on broad price trends. Price information is indicative and should be used only for forecasting medium- and long-term trends. FAO is not responsible for any errors or omissions.



GROUND FISH

Wet-salted cod fillets from frozen raw material (*Gadus macrocephalus*) and wet-salted cod fillets (*Gadus morhua*) from fresh raw material of Faroese and Icelandic origin have reached sky-high prices, leading to consumer resistance, despite the fact that December is generally the main consumption period for these products. Expectations for the month of January are not the best either. In fact, in view of a possible economic downturn, there were no strong orders for delivery during January. Cured cod products are thus often bought "just in time". A price drop is possible, despite the limited supply situation. In fact, everything depends on the general geopolitical situation.

The EU Commission published its proposal for catch limits for fish stocks in EU waters of the Atlantic ocean, Kattegat and Skagerrak for 2023. Six stocks will see an increase in catch limits while remaining within MSY (Maximum Sustainable Yield) objectives. The proposals include a 12 percent increase for anglerfish (monk), 10 percent increase for Southern hake, 33 percent increase in megrims, 91 percent increase in plaice fished in Kattegat and 20 percent increase in sole fished in area 8a and 8b. For nine other stocks scientific data was not sufficient and therefore the Commission proposes a precautionary approach with either a roll over or a decrease in catch limits. Sustainable fishing has made progress in the European Union. In 2022, 80 percent of the TACs (Total Allowable Capture) were set at MSY level compared to only 14 percent of TACs in 2009.

Marine fuel prices increased last month, which adds further cost pressure for the fishing industry. Prices remain at very high levels therefore which puts obvious pressure on the catching sector.

Fish prices are increasing throughout Europe due to increased cost of transport, lighting and cold storage amongst other factors. As mentioned in our last report certain major species such as hake are being sold in Spain at prices 30 percent higher than last year at retail level and consumers are reported to be pre purchasing fresh fish to freeze and store for Christmas to avoid paying higher prices later.

TUNA - BILLFISHES

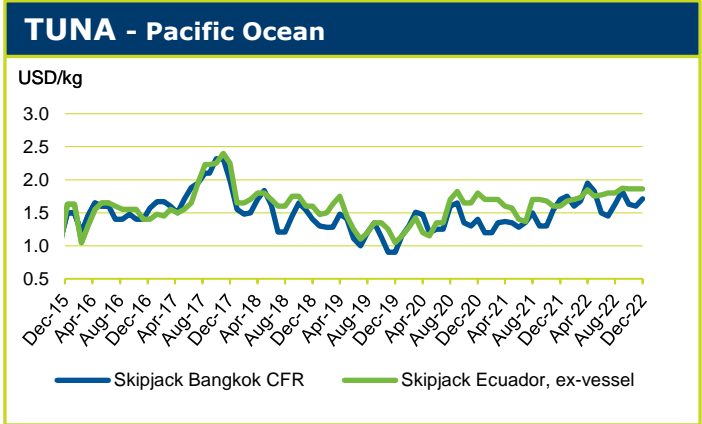
Fishing in the Western and Central Pacific region slows down slightly but remains at the moderate level. Several carriers have been diverted to other markets due to strong demand elsewhere, especially the Ecuadorian market. Skipjack price rebounds due to the reduced carrier landings.

Catching in the Indian Ocean slows down to the moderate level. Furthermore, fishing efforts have dropped significantly as most of the Spanish and French fleets have been tied up due to the exhaustion of the yellowfin quota. Both skipjack and yellowfin prices increase.

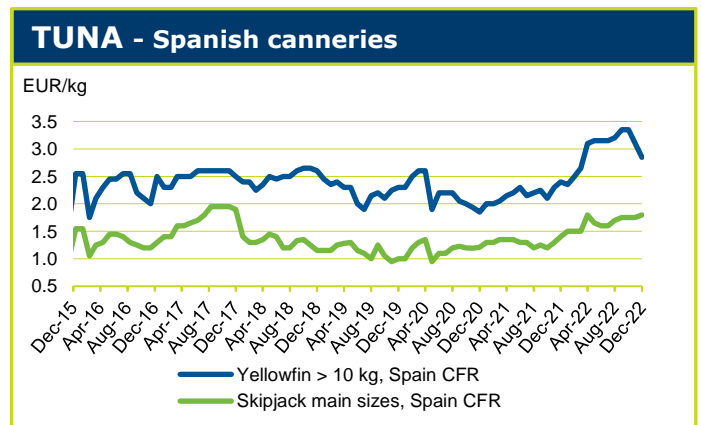
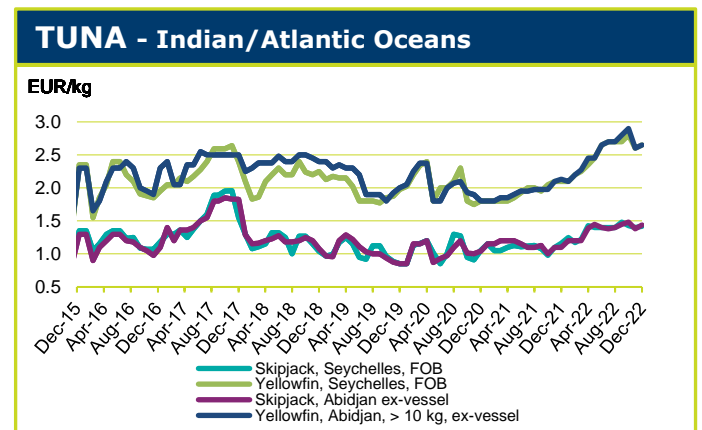
Fishing in the Atlantic Ocean continues to improve and is reported to be good. Despite the improvement, both skipjack and yellowfin prices move upwards in line with the prevailing price trends in the global market.

The second 72-days IATTC 'veda' in Eastern Pacific Ocean will be in force until 19 January. While about 43 percent of the ETP fleet has opted to continue to fish during this period, the actual fishing effort is only about 31 percent. For these vessels, fishing remains moderate with high percentage of yellowfin. Skipjack and yellowfin prices remain stable.

With the drop in supply from the Indian Ocean, European prices for skipjack increases, however, yellowfin prices continue to fall due to a drop in demand. The indicative price for cooked, single cleaned skipjack loins increases moderately.



most of the Spanish and French fleets have

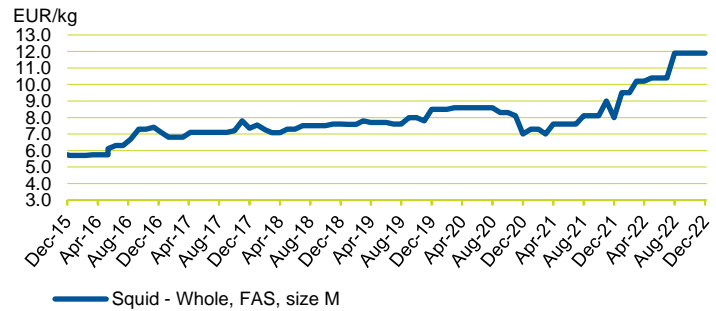


CEPHALOPODS

Squid prices remain firm at last month's levels. Catches in South Africa are moderate but the festive season and some labour problems may interrupt operations in the next weeks.

Octopus catches are in their peak season in Indonesia this month and prices have been stable for two months now. Demand in the EU market was low, so exports from Indonesia to this market have been plummeting. Octopus prices in the European Union are mainly influenced by African octopus coming from Morocco and Mauritania, supply of which is now decreasing, which might open markets for octopus from other exporters.

SQUID - in Italy, origin: South Africa



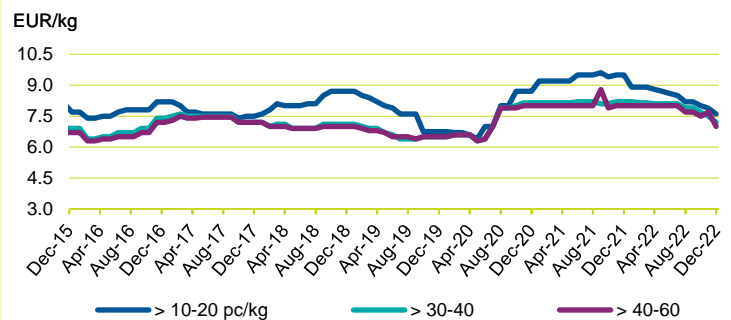
CRUSTACEANS

Shrimp prices are decreasing due to lower demand these days. The United States of America does not report any increase in demand, as plenty of shrimp are in cold storage in the country, already since several months. Some producers and packers have been trying to reduce their capacity and adjust production to deal with the current situation.

For Argentine shrimp, there has been some stabilization after months of continuous price decreases. The Christmas demand is the main reason, but inventories in both Argentina and Europe remain high.

Vannamei prices are going down in all major European markets, due to oversupply. Ecuadorian producers are impacted by several political decisions, such as the reduction of fuel subsidies, therefore supply might decline from the present high level.

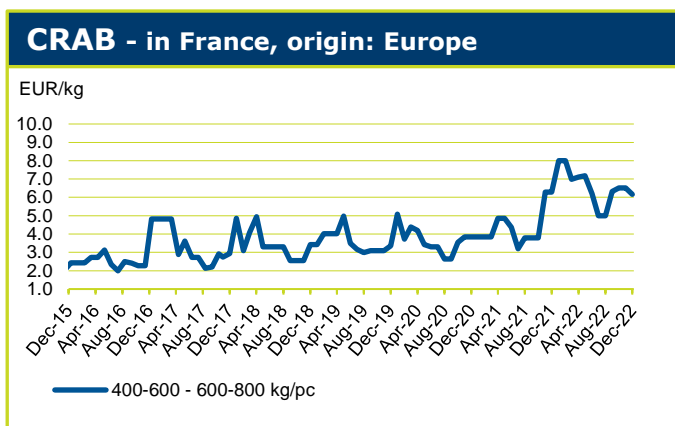
ARGENTINA RED SHRIMP - origin: Argentina



CRUSTACEANS (cont.)

Crab and lobster prices are firm compared to previous years due to lower supply. However given the context of general inflation for all festive products and a certain level of supply tension, stocks of these species should sell well at the end of year.

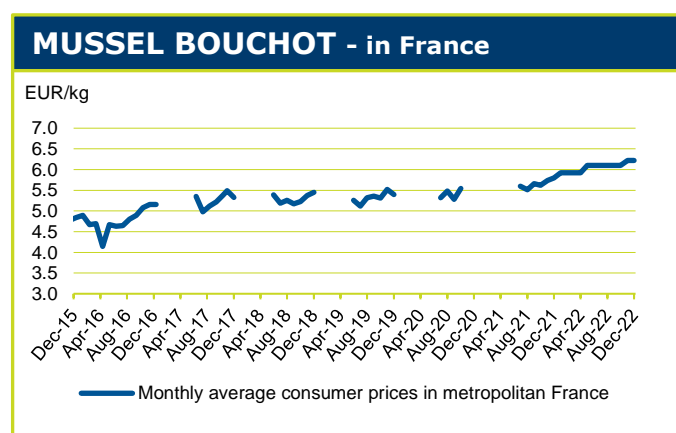
Both Christmas and New Year's day fall on a Sunday this year which means that there will not be the benefit of a long holiday weekend to extend consumption, the festive end of year sales season will be more concentrated therefore.



BIVALVES

Bouchot mussels continue to be present in the French market. As mentioned in previous price reports, since the summer production has suffered in many European production zones from high temperatures, lack of rain that brings nutrients to coastal waters and predation from spider crab, starfish or seabream.

As with other food products inflation and cost increases are also putting pressure on producers to sell at higher prices. One effect of this is a decrease in unit pack size of some mussels in order to maintain the same price per pack while increasing price per kg. This can be seen in France where 1kg packs are often available, especially for the higher end range such as red label bouchot mussels in 1kg plastic trays. The difference between a traditional 1.4 kg tray and a 1 kg tray allows some flexibility in unit price adjustment, bearing in mind that fixed costs remain similar.



This deficit of production will have an obvious effect on all European mussel markets with high prices until at least the next growing season. Prices in Europe in general have again increased in November at all stages of sale. As mentioned in the last European price report, Galician mussel farmers have reported record prices for this century in 2022 according to La Voz de Galicia. The Rungis price quotations show increased prices for all origins in November compared to last year, particularly for Bouchot mussels where wholesale selling prices have increased by more than 70 percent year-over-year.

BIVALVES (cont.)

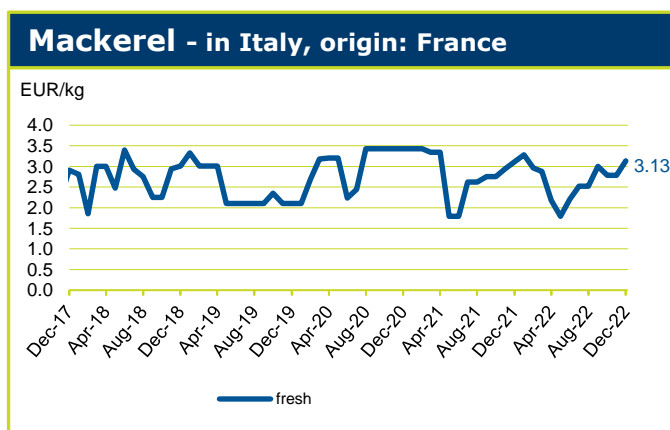
Oyster production in the Thau region, on the French Mediterranean coast, is reported to be difficult in early November with high mortalities due to an exceptionally warm autumn. These high temperatures late in the season prevent the oysters from recovering after an exceptionally warm summer. The Mediterranean region represents around 10 percent of French oyster production. France is the most important producer and consumer of oysters in Europe with a national annual production of around 80 000 tonnes.

As mentioned in the last EPR, oyster prices are also being affected by inflation with increasing costs of metal structures, packaging, salaries, electricity and fuel. The increased selling price of oysters in France is forecast to be around 15 percent, the peak end of year oyster season will therefore be more costly for the consumer. End of year sales are particularly important for oyster producers as the month of December can represent over 50 percent of yearly turnover.

The main French auctions for highest landings in October 2022 were Boulogne-sur-Mer, St Quay, Erquy and Lorient. This is due to the scallop season in the Northern Brittany seafronts which generated extra volumes for St Quay and Erquy-

SMALL PELAGICS

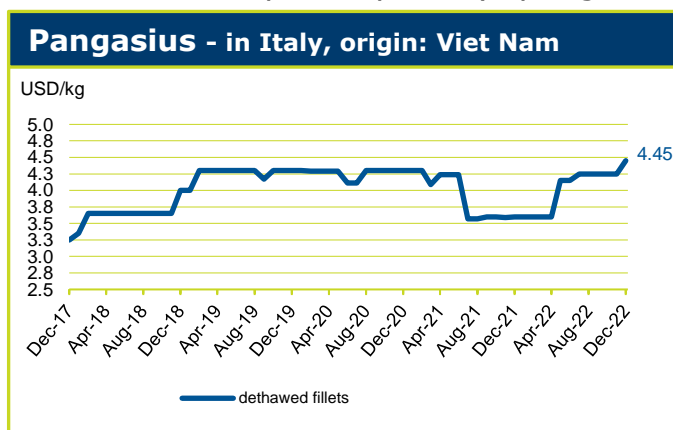
Small pelagics are in good supply at the moment, while demand is relatively low. The strong winter prevents fishing in the Northern part of the continent. In expectation of low arrivals in coming months, price levels are going up.



FRESHWATER

Carp is a main fish product traditionally present at Christmas Eve in many Central European countries. As a result, trade of this product is increasing, taking with it prices. After the holiday season, demand will decline leading to a soft trading environment.

Prices for third country imported freshwater species have remained relatively stable according to wholesale market price quotations in Europe. Especially pangasius experienced no price changes in a year-over-year (YOY) comparison. Pangasius is thus a product for the European consumer who is looking for lower priced alternatives in this moment of high inflation and high food costs. Pangasius is one of the species benefitting from reduced container and shipment costs of exported frozen. Global container prices have decreased from their high levels during COVID-19 but remain high. The Global Container Freight Index (FBX) quoted USD 2 786 on 1 December compared to a peak of USD 11 109 on 10 September 2021. However, pre-COVID-19 levels were much lower again, on 6 March 2020 the index was at USD 1 358 which is 48 percent of the current price and an eighth of the peak price.



In its proposal for 2023 catch limits, the EU Commission proposes to reinforce the existing measures for the protection of eels in all relevant EU waters, specifically in the Atlantic, the Baltic Sea and the Mediterranean in order to help the stock recover. The proposal for 2023 extends the closure for any eel fishing activity from three to six consecutive months in marine and adjacent brackish waters and clarifies to Member States how to set closure periods to ensure their effectiveness. In its advice on the European eel stock, ICES reiterated that the status of the stock remains critical. ICES also advised that there should be zero catches of eel in all habitats and at all life stages. In addition, ICES advises that non-fisheries impacts, such as habitat destruction and loss, migration barriers (hydropower, pumping stations) and pollution, should be minimised and, where possible, eliminated. In its technical evaluation of the Member States' implementation of the Eel Regulation published earlier this year, ICES found no overall progress by Member States and highlighted the need for more effort in addressing non-fisheries impacts.

FRESHWATER (cont.)

According to Europol, trafficking of glass eels is one of the most substantial and lucrative illegal trades of protected species worldwide, with illegal profits estimated to be up to EUR 3 billion in peak years. The recent relaxation of COVID-19 travel restrictions allowed for the return of the practice of smuggling glass eels out of EU borders in passengers' baggage.

Glass eels (baby, angula in Spain, civelle in French) reached their highest price in history on 2 November in the Asturias auction of Ribadesella in Spain, selling for EUR 7 280 per kg. The previous record was in 2019 at a price of EUR 6 260 per kg.

SALMON

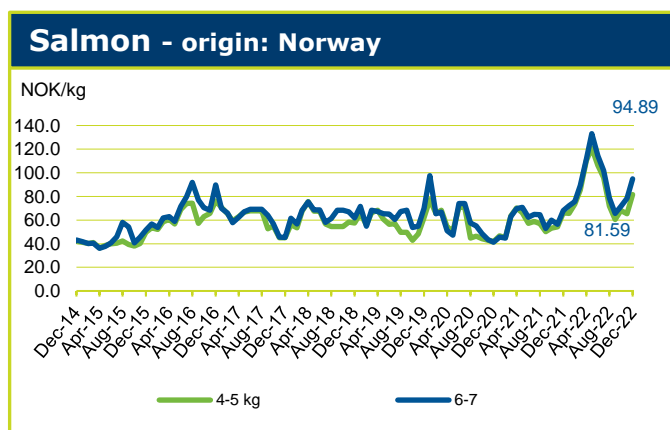
Norway's total fresh salmon average free-on-board (FOB) Oslo price continued to rise during week 47 of 2022 to NOK 78.11/kg, up 9.3 percent compared to week before. In addition, average FOB price for the EU market rose to NOK 76.12/kg at week 47, as for the US market to NOK 93.94/kg. Prices to the United Kingdom of Great Britain and Northern Ireland fell to NOK 72.55/kg.

The Norwegian Seafood Council (NSC) figures show that Norway exported 125 234 tonnes of salmon worth NOK 10.1 billion in November, meaning a decrease of 1 percent in volume but an increase of 28 percent in value, compared to November last year.

Poland, the United States of America and France were the biggest markets during that month. The weakened Norwegian krone against the dollar and euro boosted the export value, while a strong demand growth and reduced supply from competitors also contributed, especially to the US market.

According to NSC, although November alone was a strong export month for salmon, there are reports from the markets of an unsettled and unclear situation related to the contract market for salmon in 2023. This erodes the predictability that Norwegian salmon has represented for importers, producers and retail customers.

Analysts add that home consumption of salmon is falling in Norway's most important markets, but has been compensated by more outside home meals. Consumers are observing a weakened purchasing power which could affect total salmon consumption negatively, in the long term.



TROUT

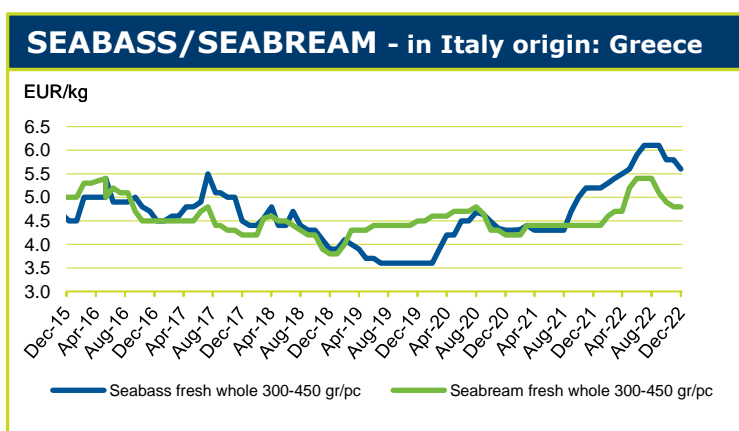
According to NSC, Norway exported 4 897 tonnes of trout worth NOK 454 million in November, which represented an increase of 7 percent (NOK 32 million), in terms of value compared to the eleventh month of last year, but the export volume sharply declined by 25 percent. The United States of America, Thailand and Lithuania were the top three markets for trout in the month, but Lithuania registered the largest increase in value, with an export value of NOK 50 million, up 1 886 percent, compared to the same month last year, and a volume 977 percent higher to 622 tonnes. According to data collected by NSC, Norwegian HOG fresh trout prices FOB of sales to EU markets reached NOK 76.71 at week 47, after a “rollercoaster” trend from week 42 onwards, but an important decline compared to NOK 97.46 from week 40.

SEABASS AND SEABREAM

Cultured seabass and seabream are not a classical festivity treat. Thus the downward trend in demand that started in September has continued into the end of the year, with volumes and prices of cultures seabass and seabream falling almost across the board. Price drops have been more pronounced for seabass, with small and medium fish now selling for less than they did in January of this year.

This is despite the much higher costs that farmers have faced, as well as inflation that has pushed up prices for most goods and services. Conversely, as large seabass remain in short supply their prices are 70 percent above January levels. Prices for seabream are relatively stable, with medium sized fish selling for 12 percent less than they did in September.

While these trends are consistent with annual cyclical demand, high costs and inflation continue to exert abnormal pressure on the profitability of farms. In a recently released report, the Spanish Aquaculture Producers Association noted that while seabass and seabream production in the country is thought to have risen by around 10 percent in 2022, high costs are likely to stifle future growth in the sector as businesses struggle to remain viable.





Fish Species Trade Name	Product Form	Grading	Price per kg			Reference & Area	Origin		
			As stated	EUR	USD				
GROUND FISH									
December 2022									
Cod/Cabillaud, Morue/ Bacalao <i>Gadus morhua</i>	Fresh - Whole	1-2 kg/pc	8.50	9.04	-	Italy CPT	Denmark		
		2-4	9.17	9.76	-				
	Fresh, fillet	100-200 g/pc	11.50	12.23	-				
		200-400	10.53	11.20	-				
	Fillet	500-1000	11.40	12.13	-				
		> 1000	8.30	8.83	-				
	10 percent glazing	> 1000	8.30	8.83	-				
	20 percent glazing	1000-2000	7.75	8.24	-				
	Stockfish, soaked		7.50	7.98	=				
	Stockfish, dry	700 g/pc	26.00	27.66	=			DDP	Norway
	wet salted fillets	700-1000 g/pc	11.30	12.02	=				Iceland
	IQF, loin portion single frozen	100-150 g/pc	12.55	13.35	=			CIF	
	portion H&G	1-2.5 kg/pc	10.38	11.00	^			United States of America CIF	Iceland
			5.24	5.55	-				Norway
			2.5-4	5.52	5.85				-
0.5-1			4.47	4.76	-	Russia			
1-2			5.40	5.74	+				
2-3	5.50	5.85	+						
Salted cod		16.50	17.55	=	Spain wholesale	Europe			
		Fresh	5.80	6.17			-		
		Frozen	17.95	19.10			+		
		Fresh cultured	4.00	4.26			=		
Fresh fillets	9.50	10.11	=						
Fresh, headed	2-3	8.00	8.51	-	France wholesale	France			
		3-4	9.50	10.11			-		
		4-5	10.50	11.17			=		
		Fillet	100-200 g/pc	12.00			12.77	+	
		200-300	13.00	13.83			+		
Fillet - wet salted - 1st quality produced from frozen raw material Defrosted, whole	400-700 g/pc	11.00	11.70	=	Italy CIF	Denmark			
		14.70	15.64		CPT				
Hake/Merlu/Merluza <i>Merluccius capensis</i>	Minced block		2.25	2.39	=	Namibia FOB for Spanish market	Namibia		
			4.62	4.89	-				
	Fillets					United States of America CIF			
	Whole, interleaved	100-130 g/pc	1.58	1.68	^	Spain ex-vessel			
		H&G, wrapped	600-900	3.05	3.24			=	
		900-1300	3.65	3.88					
		800-1200	3.58	3.81					
	Fillets, skin-less, interleaved	55-115 g/pc	4.45	4.73			South Africa		
		110-170	4.55	4.84					
	Fillets, skin-less, interleaved	60-110 g/pc	4.09	4.35					
		110-170	4.25	4.52					
		170-220	4.85	5.16					
	Fillets, skin-on, interleaved	250-450 g/pc	5.65	6.01	=				
		> 450 g	5.65	6.01	=				
IQF portion, trapeze	90-110 g/pc	10.60	11.28	+	Italy CIF	Namibia			
Fresh - whole	100-200 g/pc	4.03	4.29	-	CPT	Mediterranean			
		200-300	5.31	5.65			-		
		300-400	6.25	6.65			-		
		500-1000	6.22	6.62			-		
		1000-2000	6.40	6.81			-		
		2000-4000	6.63	7.05			-		
		1000-2000 g/pc	6.50	6.91			-	France wholesale	France
		2000-3000	8.00	8.51			-		
		3000-4000	10.00	10.64			-		
		4000-5000	11.50	12.23			-		
Fillets		11.00	11.70	+		Europe			
Frozen	3-4 pc/kg	5.90	6.28	-	Spain wholesale	Spain			
		Frozen, Fillets	5.40	5.74			-		
		Fresh, from trawling	1000 g/pc	5.00			5.32	-	
		Fresh, from longlining	1000	6.00			6.38	-	
	1000	9.50	10.11	-		Europe			
H&G, interleaved	80-200 g/pc	1.93	2.05		FOB	Argentina			
		150-350	1.13	1.20			^		
		150-500 g/pc	1.75	1.85					
Fillets, skinless	80-120 g/pc	2.96	3.15						
Block frozen	50-200 g/pc	3.44	3.65		Ecuador FOB	Ecuador			
H&G, interleaved	200-300 g/pc	2.12	2.26	^	Spain FOB	Guinea			
		300-425 g/pc	2.35	2.50			=		
		500-650	2.55	2.71					
		600-900	2.75	2.93					
		900-1200	2.89	3.07					
		1000-1500	3.15	3.35					
	70-250 g/pc	1.29	1.37	-		USA			
Fillet, PBO		4.06	4.30	=	ex coldstore				
	Minced block	2.59	2.75	=					
<i>Merluccius bilinearis</i> <i>Merluccius productus</i>									



Fish Species Trade Name	Product Form	Grading	Price per kg			Reference & Area	Origin
			As stated	EUR	USD		
GROUND FISH (cont.)							December 2022
Saithe/Lieu noir/ Carbonero <i>Pollachius virens</i>	Loins H&G	1-2 kg/pc		4.00	4.26	CIF	Russia
				2.10	2.23		
Haddock/Eglefin/Eglofino <i>Melanogrammus aeglefinus</i>	H&G	< 0.8 kg/pc 1-2 kg/pc 2-3	NOK	18.75	1.79 1.89	Sweden FCA	Norway
				3.20	3.40 -	United States of America CIF	Russian Federation
				3.25	3.46 ^		
Ling/Lingue franche/ Maruca <i>Molva molva</i>	Fillet - wet salted Produced from fresh raw material 1st quality	1-1.5 kg/pc		6.80	7.23 =	Italy DDP	Faeroe Islands
	IQF, fillets, skin-on	0.5-1.2 kg/pc		3.45	3.67	Spain FOB	Spain
Monkfish/Baudroie/ Rape <i>Lophius spp.</i>	Fresh, tail	< 300 g/pc 200-500 500-1000 1000-2000 > 2000		9.03	9.61 - 10.06 10.70 - 11.40 12.13 - 12.95 13.78 - 14.79 15.73 +	Italy CPT	UK
	Fresh, whole	100-300 g/pc 300-600 > 1000 500-1000 1000-2000		6.01	6.39 5.81 6.18 9.00 9.57 ^ 6.04 6.43 + 6.93 7.37 +		Mediterranean Atlantic
	Tails	800-1000 g/pc 1000-1200		12.95	13.78 12.95 13.78	Spain FOB	Spain
	Whole	200-400 g/pc 300-600 g/pc 500-1000 1000-1100 2000-3000		4.65	4.95 ^ 4.75 5.05 + 4.79 5.10 5.37 5.71 5.65 6.01		
	Tails, skinless	100-200 g/pc 600-1000 < 100		2.00	2.13 5.95 6.33 5.85 6.22		Guinea Namibia
	Fresh, whole			19.00	20.21 ^	wholesale	Spain
				17.00	18.09 ^		Europe
	Whole			4.25	4.52 ^		China
John Dory/ Saint Pierre Pez de San Pedro <i>Zeus faber</i>	Fresh - whole	1-2 kg/pc 2-3		23.00	24.47 = 27.00 28.72 =	France wholesale	France
	whole	500-1000 g/pc 1000-2000 g/pc 2000-3000		16.00	17.02 ^ 16.00 17.02 - 19.10 20.32	Italy CPT	Italy
	Fresh - gutted	500-1000 800-1000 1000-2000 > 2000		16.00	17.02 - 15.76 16.77 - 16.05 17.07 - 16.13 17.16 -		
	Fresh - fillets			10.89	11.59 ^		
	H&G	< 200 g/pc 50-250 100-300 250-500 450-900		3.45	3.67 3.65 3.88 = 3.95 4.20 = 5.75 6.12 = 6.75 7.18 =	Spain FOB	Mauritania/ Guinea
	Fillets	80-120 g/pc		4.45	4.73		Morocco
Golden redfish Sébastes doré Gallineta dorada <i>Sebastes mentella</i> <i>Sebastes marinus</i>	Block, H&G, Japanese cut	50-100 g/pc 100-150 150-200 200-300		1.55	1.65 1.75 1.86 2.05 2.18 2.49 2.65		Spain
	Block, whole	400-500 g/pc		1.65	1.76		
	H&G	50-100 g/pc		1.79	1.90		
<i>Sebastes norvegicus</i>	Fresh, fillet			10.56	11.23 -	Italy CPT	Norway
Common dentex/ Dentex commun Dentón <i>Dentex dentex</i>	Fresh	0.5-1 kg/pc 1-2 2-3 3-5 5-7		19.50	20.74 - 18.84 20.04 - 19.94 21.21 - 19.29 20.52 + 18.55 19.73 -		Mauritania
		100-200 g/pc 200-350 325-450 450-700		2.35	2.50 = 2.55 2.71 = 2.75 2.93 = 2.95 3.14 =	Spain FOB	Guinea
<i>Dentex gibbosus</i>		250-350 g/pc 0.6-0.8 kg/pc 0.8-1 1-2 2-3 3-5 5-10 > 10		2.35	2.50 9.00 9.57 ^ 11.31 12.03 - 11.03 11.73 - 10.94 11.64 - 11.35 12.07 - 11.28 12.00 - 11.32 12.04 -	Italy CPT	Mauritania
Bogue/Boga <i>Boops boops</i>	IQF, whole	4-8 pc/kg		0.99	1.05 1.20 1.28 ^	Spain ex-vessel wholesale	Spain



Fish Species Trade Name	Product Form	Grading	Price per kg			Reference & Area	Origin	
			As stated	EUR	USD			
FLATFISH								
December 2022								
Turbot/Rodaballo <i>Psetta maxima</i>	Fresh - whole farmed	0.5-1 kg/pc		4.00	4.26	Spain CIF	Spain	
		1-2		5.00	5.32			
		2-3		7.00	7.45			
		3-4		9.00	9.57			
	Fresh - whole wild	0.3-0.5 kg/pc	0.5-1		12.25	13.03	wholesale	Netherlands
					13.35	14.20		
					29.00	30.85 +		
	Fresh - whole, wild Farmed	Frozen Culture	600-800 g/pc		14.00	14.89 +	Italy CPT	Spain/Portugal
					10.00	10.64 =		
			800-1000		11.08	11.79 -		
			1000-1500		11.25	11.97 -		
			1500-2000		10.47	11.14 -		
			2000-2500		10.53	11.20 =		
			2500-3000		9.94	10.57 -		
			3000-4000		10.47	11.14 +		
Fresh - gutted, wild		0.6-0.8 kg/pc	1-2		10.72	11.40 -		
					12.94	13.77 +		
					10.91	11.61		
Fresh - fillets		0.5-1			20.50	21.81 ^		Netherlands
					19.50	20.74 =		
Fresh - whole		1-2			11.20	11.91 =		
	19.33				20.56			
Sole/Sole/ Lenguado <i>Solea vulgaris</i>	Fresh - whole wild	120-175		13.45	14.31	Spain CIF		
		175-200		15.10	16.06			
		200-300		17.20	18.30			
		300-500		25.80	27.45			
		400-500		24.45	26.01			
		500-600		25.80	27.45			
		600-800		35.95	38.24			
		200-300 g/pc		20.25	21.54			
	IQF - whole	15-18 cm/pc	18-21		21.80	23.19	FOB	France
					22.90	24.36		
					5.65	6.01		
	Fresh				7.75	8.24	wholesale	Mauritania
					8.85	9.41		
					19.00	20.21 +		
	Frozen				10.95	11.65 -		Spain
22.00					23.40 +			
Fillets				13.45	14.31 -	FOB		
				15.45	16.44 ^			
				12.95	13.78 ^			
Fresh - gutted	300-500 g/pc	5		13.45	14.31 -	Italy CPT	Netherlands	
				17.17	18.27 +			
				20.01	21.29 +			
				24.38	25.94 +			
				14.04	14.94 ^			
Fresh - whole	350-600	1		9.83	10.46 ^		Italy	
				13.89	14.78			
Sand sole/sole-pole Lenguado de arena <i>Solea lascaris</i>	Fresh - whole	150-300 g/pc		13.89	14.78		West Africa	
		300-600		13.93	14.82			
				12.00	12.77			
Senegalese sole/sole du Sénégal Lenguado senegalés <i>Solea senegalensis</i>	Fresh - whole, farmed	300-400 g/pc		12.00	12.77		Spain	
		400-500		18.10	19.26 =			
		500-600		18.10	19.26 =			
		600-700		17.50	18.62 =			
	800-1000		17.50	18.62 =				
Frozen on board, IWP	400-500 g/pc			8.25	8.78	Spain CIF	Guinea	
				1.45	1.54			
whole, frozen on land	19-23 cm/pc			1.39	1.48	FOB		
				15.19				
Brill/Barbue/ Remol <i>Scophthalmus rhombus</i>	whole	0.4-0.6 kg/pc		9.30	9.89	CIF	Netherlands	
		0.5-1		16.45	17.50			
		1-2		19.75	21.01			
European plaice/ Plie d'Europe/ Solla europea <i>Pleuronectes platessa</i>	Fresh - whole	300-400 g/pc		5.00	5.32			
		400-600		5.20	5.53			
		> 600		5.35	5.69			
Fresh - fillet	60-80 g/pc			8.68	9.23 +	Italy CPT		
				9.40	10.00 =			
				10.10	10.74 +			
IQF, whiteskin, 25 percent glazing	N. 2			13.65	14.52 ^	Netherlands FOB (for Italian market)		
				15.59	16.59 ^			
European Flounder/ Flet d'Europe/ Platija europea <i>Platichthys flesus</i> <i>Scophthalmus rhombus</i>	Fresh - whole	600-1000 g/pc		13.65	14.52 ^	Italy CPT		
		1000-2000		15.59	16.59 ^			
				2.25	2.39			
Megrims/ Cardine/ Gallo <i>Lepidorhombus Spp</i>	Whole	< 150 g/pc		2.25	2.39	Spain FOB	Spain	
		150-200		2.75	2.93			
		200-350		3.85	4.10			



Fish Species Trade Name	Product Form	Grading	Price per kg		Reference & Area	Origin				
			As stated	EUR USD						
TUNA/BILLFISHES										
						December 2022				
Tuna/Thon/Atún for canning	Skipjack - whole		1.61	1.71 +	Bangkok CFR	Western/Central Pacific Ocean				
	Skipjack - whole		1.60	1.70 +	FOB					
	Skipjack - whole		1.75	1.86 =	Ecuador	Eastern Tropical Pacific Ocean				
	Yellowfin - whole		2.22	2.35 =	ex-vessel					
	Skipjack - whole		1.42	1.51 +	Seychelles	Indian Ocean				
	Yellowfin - whole		2.65	2.82 +	FOB					
	Skipjack - whole		1.44	1.53 +	Abidjan	Atlantic Ocean				
	Yellowfin - whole	> 10 kg		2.65	2.82 +	ex-vessel				
	Skipjack - whole	1.8-3.4 kg/pc		1.80	1.91 +	Spain CFR	Various origins			
	Yellowfin - whole	> 10 kg		2.85	3.03 -					
	Skipjack	> 1.8 kg/pc		1.42	1.50	Tunisia CFR	Seychelles (Korean vessel)			
	Yellowfin - pre-cooked loins	double cleaned		5.85	6.20 ^	Europe CFR	India			
		single cleaned		6.60	7.00					
	Skipjack - pre-cooked loins			6.13	6.50					
	Skipjack - cooked & cleaned loins - vacuum packed	double cleaned		5.85	6.22 +		various origins			
	for direct consumption	Albacore - whole	< 15 kg/pc	4.65	4.95 -	Spain wholesale	Atlantic			
		H&G	< 15	3.85	4.10 +					
		Yellowfin- H&G		< 25 kg/pc	4.55	4.84 =	FOB			
				> 20	5.15	5.48 -				
				25-50	5.15	5.48 -				
50-100				5.15	5.48 -					
		> 100	5.00	5.32 -						
Skipjack - cooked loins		single cleaned	4.34	4.60						
Bigeye - frozen loins			6.70	7.10						
Bigeye - H&G		< 25 kg/pc	> 20	4.50	4.79 =	CFR			Yemen	
			25-50	5.10	5.43 -					
			50-100	5.10	5.43 -					
			> 100	5.00	5.32 -					
Yellowfin - whole		> 30	2.03	2.15						
Bluefin, fresh - whole		10-20 kg/pc	20-30	10.00	10.64					Italy CPT
	30-50		19.23	20.46						
	> 50		11.77	12.52 +						
			10.01	10.65						
Yellowfin - Steaks	6 oz/pc	9.63	10.21	United States of America CIF	Costa Rica Panama					
Yellowfin - Loins		9.09	9.63							
Swordfish/Espadon/ Pez espada <i>Xiphias gladius</i>	Fresh - whole	< 12 kg/pc	5.00	5.32 =	Spain wholesale		Atlantic Ocean			
		> 25	25.00	26.60 =						
		average	20.00	21.28 =						
	whole	< 12 kg/pc	3.50	3.72 =				FOB		
		> 25	20.00	21.28 =						
		average	14.00	14.89 +						
	H&G, skin-on	< 10 kg/pc	5.90	6.28 -						
		10-30	6.95	7.39 -						
		30-50	7.45	7.93 -						
		50-70	7.40	7.87 -						
		70-100	7.40	7.87 -						
		100-175	7.40	7.87 -						
Fresh - whole		8.20	8.72 -	Italy CPT						
Fresh - slice		15.13	16.10 +							
Fresh - slice, with bone, yellow		11.71	12.46 -							
Fresh- whole		12.00	12.77 =	France wholesale	Spain					
Frozen- fillet, vacuum		9.00	9.57 =							
SMALL PELAGICS						December 2022				
Mackerel/Maquereau/ Caballa <i>Scomber scombrus</i>	Fresh - whole		3.13	3.33 +	Italy CPT	France				
	Fresh - whole	4-6 pc/kg	3.92	4.17 +						
	Fresh - fillet, butterfly cut		4.90	5.21 +						
Scomber colias	Fresh	Small	1.00	1.06 =	Spain wholesale	Spain				
		Large	5.50	5.85 -						
		Average	5.00	5.32 +						
	IQF Whole	2-3 pc/kg	1-2	1.85	1.97 -	FOB				
			1-2	1.58	1.68					
			300-500 g/pc	1.69	1.80 -					
			150-300	3.99	4.24					
	IQF, Fillets 10% glaze	250-350 g/pc		1.75	1.86					
	Whole, blockfrozen	8-14 pc/kg	16-20	0.78	0.83		Morocco			
3-6			1.28	1.36						
80-120 g/pc			3.15	3.35						
	IQF, 2 percent glazing	> 1 kg	1.65	1.76 =		Namibia				



Fish Species Trade Name	Product Form	Grading	Price per kg		Reference & Area	Origin		
			As stated	EUR USD				
SMALL PELAGICS (cont.)								
						December 2022		
Horse Mackerel/ Chincard/ Jurel <i>Trachurus spp</i>	Whole	> 24 cm/pc		1.23	1.31	Morocco FOB for European market	Morocco	
	Fresh	Small		0.60	0.64	Spain wholesale	Spain	
		Large		6.00	6.38			
		Average		2.20	2.34			
	IQF	100-300 g/pc		0.95	1.01	FOB	Guinea	
		300-750		1.47	1.56			
		500-1000		1.85	1.97			
		700-1200		1.55	1.65			
		2-5 pc/kg		1.65	1.76			Spain
		1-3		1.88	2.00			
2-4			1.73	1.84				
3-5			1.58	1.68				
4-7			1.55	1.65				
5-7			1.37	1.46 -				
6-8		1.35	1.44 -					
8-13		1.37	1.46					
10-25		1.10	1.17 ^					
Block frozen	100-300 g/pc		1.05	1.12	Mauritania			
	200-350		1.30	1.38				
	250-350		1.85	1.97 =				
	300-600		1.45	1.54				
	300-500		1.59	1.69				
500-1000		1.65	1.76					
Fresh			1.00	1.06				
Chub mackerel/Maquereau espagnol/ Estornino <i>Scomber japonicus</i>	Block frozen	8-14 pc/kg		0.82	0.87		Morocco	
	Fillets, skin-on	50-150 g/pc		2.27	2.75	Netherlands CIF	Ecuador	
Herring/Hareng/Arenque <i>Clupeidae</i>	Fresh - fillets			3.80	4.04 -	Italy CPT	Denmark	
				1.70	1.81 =	France wholesale	Europe	
		Salted - fillets		6.30	6.70 =			
		Smoked - fillets		11.00	11.70 =			
	Smoked - fillets, vacuum packed		10.00	10.64 =				
		70-100 g/pc	PLN	1.69	0.36 0.38	Poland FOB	Baltic	
Sprat/Sprat/Espadín <i>Sprattus sprattus</i>	Fresh - whole		PLN	0.99	0.21 0.22			
Sardine/Sardine/Sardina <i>Sardina pilchardus</i>	Fresh - whole			1.92	2.04 +	Italy CPT	Morocco	
	Frozen - whole			1.23	1.31 -			
	Fresh - fillet			4.78	5.09 +			
	Block, whole	02-16 cm/pc		1.23	1.31 ^	Spain FOB		
		13-18		1.20	1.28 ^			
	Fillets	40-45 g/pc		2.85	3.03 =	wholesale		
	Fresh			2.90	3.09			
Fresh - whole			3.00	3.19 =	France - wholesale	France		
Fresh - butterfly cut			9.00	9.57 +				
Anchovy/Anchois/ Boquerón <i>Engraulis encrasicolus</i>	Fresh			3.70	3.94 =	Italy CPT	Italy	
	Fresh			2.36	2.51 -			
	Fresh			4.00	4.26 -	Spain - wholesale	France	
				3.00	3.19 -			
				5.00	5.32 +			
	Fresh	45-55 pc/kg		1.65	1.76	FOB	Spain	
		Frozen		0.57	0.60			
IQF, fillets		40-70 g/pc		4.35	4.63			
							Mexico	
							Morocco	
CEPHALOPODS								
						December 2022		
Squid/Encornet/Calamar <i>Loligo spp.</i>	Whole	S (< 18 cm)		11.60	12.34 =	Italy CIF	South Africa	
		M (18-25)		11.90	12.66 =			
		L (25-30)		12.75	13.56 =			
		XL (>30)		12.75	13.56 =			
	<i>Loligo vulgaris</i>	Fresh - whole	100-300 g/pc		7.79	8.29 -	Italy CPT	Croatia
			300-500		9.44	10.04 -		
			400-600		14.82	15.77 -		
		Grade A	< 3 pc/kg		6.89	7.30 ^	Portugal/Italy CIF	Yemen
			3-6		6.42	6.80 ^		
			6-10		5.94	6.30 ^		
	10-20		5.57	5.90 ^				
Frozen	200-300 g/pc		11.50	12.23 -	Spain wholesale	Spain		
	200-300		13.36	14.21 =				
	300-400		14.27	15.18 =				
	400-600		14.89	15.84 =				
	600-900		14.89	15.84 =				
	900-1000		14.89	15.84 =				
	> 1000		14.68	15.62 -				
<i>Loligo gahi</i>	Whole	< 10 cm/pc		4.10	4.36	CIF	Argentina	
		10-12		5.19	5.52			



Fish Species Trade Name	Product Form	Grading	Price per kg			Reference & Area	Origin			
			As stated	EUR	USD					
CEPHALOPODS (cont.)							December 2022			
Squid/Encornet/Calamar <i>Illex argentinus</i>	Whole	15-18 cm/pc	2.65	2.82	Spain CIF	Argentina				
		17-22	2.75	2.93						
	Whole	1	6.70	7.13 +	Spain wholesale	Falkland/Malvinas Islands				
		2	6.70	7.13 +						
		3	6.70	7.13 +						
		4	6.70	7.13 +						
	Block, frozen on board	> 20 cm/pc	2.15	2.29	FOB	Mauritania				
		9-14 cm/pc	2.10	2.23 =						
		12-18	1.95	2.07						
		25-30	2.25	2.39 =						
Whole			8.20	8.72 +	wholesale	India				
			7.90	8.40 +						
			6.50	6.91 =						
Octopus/Poulpe/Pulpo <i>Octopus vulgaris</i>	Sushi slice	7 g/pc	13.35	14.15 =	Europe CFR	Indonesia				
	100% net weight	9	14.43	15.30 =						
	boiled cut		9.43	10.00 =						
	Flower type	1-2 kg/pc	6.51	6.90 =						
	90% net weight	>2	7.36	7.80 =						
	IQF, flower type	500-1000 g/pc	7.26	7.70						
	Whole	Fresh	1-2	6.33	6.73 +	Italy CPT	Italy			
			1-2	7.98	8.49 +					
			T3	13.47	14.33 ^					
			T4	12.80	13.62 ^					
T5			13.53	14.39 ^						
T6			10.46	11.13 ^						
Frozen on board				300-500 g/pc	7.95	8.46 =	Spain FOB	Mauritania		
				500-800	8.95	9.52 =				
				T5	10.50	11.17 ^				
				T6	9.85	10.48 ^				
Frozen at land, artisanal catch			T7	9.45	10.05 ^	CIF	Morocco			
			T8	8.95	9.52 ^					
			T1	12.50	13.30					
			T2	12.50	13.30					
Frozen, Galizian style			T3	12.00	12.77	wholesale	Thailand			
			T4	10.50	11.17					
			T1	13.00	13.83					
			T2	13.00	13.83					
			T3	12.50	13.30					
			T4	11.00	11.70					
			T5	10.00	10.64					
			T6	8.50	9.04					
T7	8.00	8.51								
T8	7.50	7.98								
Gutted block	Fresh			17.00	18.09 =	wholesale	Yemen			
				5.00	5.32 -					
				7.15	7.61 +					
	Flower				7.36	7.80	Italy/Portugal	Spain CIF		
					500-1000	7.36			7.80	
					1000-2000	0.75			0.80	
	Fresh				7.55	8.00	France wholesale	Europe		
					500-1000	7.55			8.00	
					1000-2000	7.55			8.00	
	<i>Eledone moschata</i> <i>Eledone cirrhosa</i>	Cleaned, block			14.00	14.89 -	Italy CPT	Croatia		
14.00					14.89 =					
Fresh - whole					3.57	3.80	Spain FOB	Spain		
					3.75	3.99 ^				
Cuttlefish/Seiche/ Sepia <i>Sepia spp.</i>		Frozen at land- whole block	Grade A		100-200 g/pc	4.91	5.20	Egypt CIF	Yemen	
					200-300	4.95	5.25			
					>300	5.19	5.50			
		FAS - whole block	not cleaned			200-300 g/pc	5.38	5.70 +	Portugal/Greece	Morocco
						300-500	5.38	5.70 +		
						1 pc/kg	8.25	8.78		
	2-4					7.10	7.55			
	4-6					6.80	7.23			
	6-8					6.60	7.02			
	Frozen				70-160 g/pc	8.65	9.20	wholesale	Guinea	
9.80					10.43 -					
Fresh					8.50	9.04 +	Italy CPT	Morocco		
					100-200 g/pc	3.50			3.72 -	
					100-300	2.79			2.97 -	
					300-500	5.07			5.39 -	
					500-1000	5.04			5.36 -	
				7.26	7.72 -		Italy			



Fish Species Trade Name	Product Form	Grading	Price per kg			Reference & Area	Origin
			As stated	EUR	USD		
CRUSTACEANS							
December 2022							
Whiteleg shrimp/ Crevette pattes blanches/Camarón patiblanco <i>Penaeus vannamei</i>	PD, chemical treatment 100% net weight treated with non-phosphate	31-40 pc/lb		8.87	9.40 =	Europe CFR	Indonesia
		41-50		7.83	8.30 =		
		51-60		7.55	8.00 =		
		61-70		6.98	7.40 =		
		71-90		6.89	7.30 =		
	tails	21-25 pc/kg		8.43	8.97 -	Italy CPT	Ecuador
		26-30		8.31	8.84 -		
		31-40		7.88	8.38 -		
		41-50		6.80	7.23 -		
		51-60		6.72	7.15 -		
cooked and peeled	21-25 pc/kg		10.50	11.17 =			
	26-30		10.02	10.66 -			
	31-35		9.87	10.50 -			
	36-40		9.80	10.43 -			
	41-50		9.57	10.18 +			
Frozen frozen, headless Cooked and peeled	51-60 pc/lb		6.75	7.18 -	Spain wholesale		
			10.19	10.80	United States of America CIF	Viet Nam	
Argentine red shrimp/ Salicouque rouge d'Argentine/ Camarón langostin argentino <i>Pleoticus muelleri</i>	Head-on, shell-on	10-20 pc/kg		7.60	8.09 -	Spain EXW	Argentina
		20-30		7.40	7.87 -		
		30-40		7.20	7.66 -		
		40-60		7.00	7.45 -		
	frozen on board	10-20 pc/kg		8.85	9.41	FOB	
		20-30		7.75	8.24		
		30-40		8.45	8.99		
	IQF, Tails, Peeled Whole	20-30 pc/kg		16.60	17.66 +	Italy CPT	
		L1		6.89	7.33 -		
	Whole	L2		7.36	7.80	United States of America CIF	
L3			7.37	7.81			
			6.81	7.22			
PD, trail off			10.71	11.35 ^			
Giant tiger prawn/ Crevette géante tigrée/ Langostino tigre <i>Penaeus monodon</i>	Farmed, organic, cooked	20-30 pc/kg		30.00	31.91 =	France wholesale	Madagascar
		30-40		26.00	27.66 =		
		40-50		24.00	25.53 +		
Northern prawn/ Crevette nordique/ Camarón boreal <i>Pandalus borealis</i>	Frozen	90-130 pc/kg		4.70	5.00	Italy CPT	Greenland
Norway lobster/ Langoustine/Cigala <i>Nephrops norvegicus</i>	Fresh - Whole, 4X1.5 kg	31-40		8.10	8.62	Spain DDP	Netherlands
		41-50		8.52	9.06		
		40-60		13.35	14.20		
	Tails	10-15		15.80	16.81	CIF	Scotland
		16-20		12.20	12.98		
	Fresh - Whole	00		16.25	17.29	FOB	Spain
		2-4 pc/kg		41.00	43.62		
		20-30		15.75	16.76		
		30-40		6.45	6.86		
	IQF whole male female	40-50		6.75	7.18	CIF	Denmark
		2-4 pc/kg		41.00	43.62		
		4-7		31.65	33.67		
	Fresh Frozen	7-9		31.45	33.46	wholesale	
				45.00	47.87 +		
	Fresh			16.00	17.02 +	France wholesale	
6-16 pc/kg			26.00	27.66			
16-20			15.00	15.96 -			
20-30			12.50	13.30 =			
30-40			9.00	9.57 -			
Whole, 30 percent glazing Fresh	11-15		13.22	14.06	Italy CIF CPT		
	6-9 pc/kg		27.35	29.10 -			
	11-15		16.46	17.51 +			
	16-20		11.94	12.70 +			
	21-30		10.37	11.03 +			
	31-40		6.20	6.60 +			
IQF	6-10 pc/kg		34.95	37.18 =	Spain FOB	Mozambique	
	11-15		30.50	32.45 =			
	16-20		23.95	25.48 =			



Fish Species Trade Name	Product Form	Grading	Price per kg			Reference & Area	Origin	
			As stated	EUR	USD			
CRUSTACEANS (cont.)							December 2022	
European lobster/ Homard européen/	Live - bulk	400-600 g/pc	35.00	37.23 =		France wholesale auction	Ireland	
		400-600	35.00	37.23 =			France	
			27.00	28.72 ^				
Bogavante <i>Homarus gammarus</i>	Live	400-600 gpc	25.97	27.63		Italy CPT	Europe	
		600-800	27.09	28.82				
		800-1000	27.00	28.72				
American lobster/ homard américain/ langosta americana <i>Homarus americanus</i>	Live	400-600 g/pc	30.00	31.91		France wholesale Italy CPT	Canada United States of America	
		3 kg/pc	17.57	18.69 -				
		3-5	17.57	18.69 +				
		> 5	17.35	18.46				
	Frozen	Claws		8.00	8.51		United States of America CIF	Canada
		Meat		21.12	22.38			
		Whole		73.64	78.05			
Scalloped spiny lobster/ Langouste festonnée/ Langosta festoneada <i>Panulirus homarus</i>	Whole	70-100 g/pc	14.15	15.00 +		Taiwan (Province of China) CIF	Yemen	
		100-150 g/pc	16.98	18.00 +				
		150-200	20.75	22.00 +				
		> 300	22.17	23.50 ^				
		200-250	20.75	22.00				
		250-300	20.75	22.00				
	300-350	22.17	23.50					
<i>Panulirus spp.</i>	Fresh Frozen Tails		30.00	31.91 =		Spain wholesale	Cuba	
			25.00	26.60 +				
			50.00	53.19 +				
Arabian whip lobster/ Langouste fouet arabe/ Langosta de fusta arabica <i>Puerulus sewelli</i>		SS	7.08	7.50 -		Italy CIF Taiwan (Province of China) CIF	Yemen	
		S	10.38	11.00 -				
		M	12.26	13.00 -				
		L	13.21	14.00 -				
		M	13.68	14.50				
		L	14.62	15.50				
			14.62	15.50				
Edible crab/Tourteau/ Buey de mar <i>Cancer pagurus</i>	Live, bulk Fresh female	T2 (13-16 cm)	6.16	6.55 -		France auction Italy CPT	France UK	
		800-1200 g/pc	6.51	6.93 -				
			6.50	6.91 +				
Blue swimming crab Étrille bleue <i>Jaiba azul</i> <i>Portunus pelagicus</i>		5-7 pc/kg	3.63	3.85		France CIF	Yemen	
		50-100	3.63	3.85				
		100-150	3.63	3.85				
		> 150	3.63	3.85				
Snow crab/ Crabes des neiges/ Cangrejo de las nieves <i>Chionoecetes opilio</i>	Legs Claws Sections Claws		9.53	10.10		United States of America CIF	Canada China	
			24.15	25.60 +				
		5-8 oz/pc	27.04	28.66				
		8-10	29.12	30.86				
			14.15	15.00				
BIVALVES							December 2022	
Oyster/Huître/Ostra <i>Crassostrea gigas</i> <i>Ostrea edulis</i>	Live	60-100 g/pc	11.40	12.13		Spain CIF wholesale France wholesale retail wholesale	Netherlands France Ireland/France France Spain/Italy France	
		80-95 g/pc	17.36	18.47				
		95-110	18.50	19.68				
		G2 (100 units)	86.00	91.49 +				
		M3 (100 units)	96.00	102.13 +				
		N3	4.50	4.79				
Mussel/Moule/Mejillón <i>Mytilus edulis</i> <i>Mytilus galloprovincialis</i>	Live - Bottom mussel	Bulk	4.50	4.79 =		France wholesale	France Netherlands Spain/Italy	
			2.55	2.71 =				
			2.60	2.77 =				
	Live - Rope	60-80 pc/kg	6.22	6.62 =		retail	France	
			2.55	2.71				
	IQF	40-60 pc/kg	7.75	8.24		Spain FOB	Spain/Italy	
			1.70	1.81 +				
	IQF half shell	40-50	4.00	4.26 =		wholesale	Netherlands	
			4.20	4.47				
	<i>Mytilus chilensis</i>	Live	> 100 pc/kg	2.12	2.26		Italy CPT	Italy Sardinia Chile
				2.62	2.79 =			
				4.80	5.11 =			
		Frozen	200-300 pc/kg	5.20	5.53		CIF CPT	Chile
2.85				3.02 +				
4.07				4.31 +				
Whole, vacuum packed		2.03	2.15 +		Spain CIF	Ireland		
		10.50	11.17					
Razor shell/Couteau/ Navaja - <i>Solenidae</i>	Fresh	S	18.50	19.68		France wholesale Italy CPT	Ireland Netherlands Europe Italy	
		M	4.20	4.47				
	Live, depurated	10-12 cm/pc	5.50	5.85 +				
			3.78	4.02 +				
	Live		4.80	5.11 =				



Fish Species Trade Name	Product Form	Grading	Price per kg		Reference & Area	Origin	
			As stated	EUR USD			
BIVALVES (cont.)							
December 2022							
Great Atlantic scallop/ Coquille-St- Jacques/ Vieira <i>Pecten maximus</i>	Fresh, meat, roe-on		37.00	39.36 +	France wholesale	Imported	
	Fresh, meat, roe-off		43.00	45.74 -			
	Frozen, meat, roe-on		43.00	45.74 =			
	Frozen, meat, roe-off		34.00	36.17 =			
	IQF, whole	3-5 pc/kg		5.89	6.27	Spain FOB	Spain
		6		4.35	4.63		
	Frozen, half shelf	10-12		10.65	11.33	wholesale	Imported
	Fresh			19.00	20.21 =		
	Frozen - whole			3.30	3.51 +		
Frozen, half shelf			10.30	10.96 +	Italy CPT		
Frozen, whole	60-80 pc/kg		15.75	16.76	United States of America CIF	France	
Japanese carpet shell/ Palourde japonaise/ Almeja japonesa <i>Ruditapes philippinarum</i>	Live		7.90	8.40 -	Italy CPT	Italy	
			8.00	8.51 +	Spain wholesale	Spain	
Atlantic salmon/ Saumon de l'Atlantique/ Salmón del Atlántico <i>Salmo salar</i>	Fresh - gutted, head-on	2-3 kg/pc	9.00	9.57 +	France wholesale	Norway	
		3-4	10.00	10.64 +			
		4-5	10.80	11.49 +			
		5-6	11.20	11.91 +			
		6-7	12.00	12.77 +			
	Fresh - label rouge	2-3 kg/pc	10.50	11.17 +		Scotland	
		frozen, wild	2-3	13.20			14.04 +
	Smoked - Fillet, vacuum reconstituted sides	1-2 kg/pc	35.00	37.23 -		Norway	
	Fresh - Fillet	3-4 kg/pc	15.50	16.49 +			
	Smoked - Fillet, vacuum reconstituted sides	1-2 kg/pc	34.00	36.17 =			
	Fresh - gutted, head-on	1-2 kg/pc	NOK 63.39	6.05 6.40 +	Norway FOB	Norway	
		2-3	NOK 71.49	6.82 7.22 +			
		3-4	NOK 79.12	7.55 7.99 +			
		4-5	NOK 81.59	7.79 8.24 +			
		5-6	NOK 87.05	8.31 8.79 +			
		6-7	NOK 94.89	9.05 9.58 +			
		7-8	NOK 98.58	9.41 9.96 +			
		8-9	NOK 99.20	9.47 10.02 +			
		> 9	NOK 101.85	9.72 10.29 +			
	Fresh	3-4 kg/pc	13.50	14.36	Spain CIF	Scotland	
		4-5	14.75	15.69			
		5-6	15.00	15.96			
		6-7	15.50	16.49			
	Fresh, organic	4-5 kg/pc	13.50	14.36	wholesale	Ireland	
		5-6	14.50	15.43			
	Fresh fillet		13.50	14.36 +	wholesale	Norway	
	Smoked fillet		37.00	39.36 +			
Fresh		8.60	9.15 +				
Frozen		5.80	6.17 +				
gutted, head-on	4-5 kg/pc	8.75	9.31	Tunisia CFR			
Fresh - Whole - Superior	1-2 kg/pc	5.66	6.02 +	Italy CPT	Denmark		
	2-3	6.36	6.77 -				
	3-4	6.79	7.22 +				
	4-5	6.87	7.31 +				
	5-6	7.26	7.72 +				
	6-7	7.80	8.30 +				
	7-8	7.86	8.36 +				
	8-9	7.86	8.36 +				
	9-10	7.85	8.35 +				
IQF portion, 10% glazing	100-150 g/pc	14.70	15.64 +				
TROUT							
December 2022							
Rainbow trout/ Truite arc-en-ciel/ Trucha arco iris <i>Oncorhynchus mykiss</i>	Fresh- whole		7.80	8.30 =	France wholesale	France	
	Fillet		11.00	11.70 =			
	Fillet, smoked		20.00	21.28 =	Retail		
	Whole, gutted, bulk		19.90	21.17 +			
	Fresh - whole		4.70	5.00 =	Spain wholesale	Spain	
	Fresh - fillets		5.00	5.32 =			
Fresh - whole		5.74	6.11 +	Italy CPT	Italy		
H&G	300-500 g/pc	6.30	6.70 =				



Fish Species Trade Name	Product Form	Grading	Price per kg		Reference & Area	Origin
			As stated	EUR USD		
FRESHWATER FISH						
						December 2022
Arctic char/Omble-chevalier/ Trucha alpina <i>Salvelinus alpinus</i>	Fresh- whole		11.80	12.55 =	France wholesale	Europe
Nile perch/Perche du Nil/Perca del Nilo <i>Lates niloticus</i>	Fresh, whole	2000-4000 g/pc	2.89	3.07 -	Italy FCA	Tanzania
	Fresh - fillets		3.74	3.98 -		
	Fresh - fillets Fillets		9.99	10.63 -	retail	
Pike perch/Sandre/ Lucioperca <i>Sander lucioperca</i>	Fillet - skinless, PBI, IWP	500-1000 g/pc	5.90	6.28 -	Spain wholesale	Europe
	Fillet	Average size	5.60	5.96 -		
Nile Tilapia/Tilapia du Nil/Tilapia del Nilo <i>Oreochromis niloticus</i>	Fillet - skinless, IQF, PBO	5-7 oz/pc	6.08	6.45	CFR	
	Fillet		14.50	15.43 -	France wholesale	
Black tilapia/Tilapia noit/ Tilapia negra <i>Oreochromis placidus</i>	Fillet	4-5 oz/pc	12.00	12.77 -		
			3.77	4.00	Spain CFR	China
Pangasius <i>Pangasius hypophthalmus</i>	Fillet, thawed		5.10	5.43	United States of America CIF	Viet Nam
	Fresh, fillet		4.48	4.75		
	Fillet		4.45	4.73 +	Italy CIF	
			6.00	6.38 =	Spain wholesale	
			4.60	4.89 =		
NON-TRADITIONAL SPECIES						
						December 2022
Sturgeon/Esturgeon/ Esturione <i>Acipenseridae</i> <i>A.baeri</i>	Frozen - Whole	1.5-2 kg/pc	7.00	7.45 =	France CIF	France
	Gutted	5-7 kg/pc	9.50	10.11 +		
	Fillets	200-300 g/pc	16.00	17.02 =		
		800-1000	16.00	17.02 =		
	Caviar (Aquitaine) metal boxes		1.400	1.489 +		
European eel/Anguile d'Europe/ Anguilla europea <i>Anguilla anguilla</i>	Smoked	Medium	47.00	50.00 =	wholesale	Europe
	Fresh		16.50	17.55 +	Italy CPT	
Dusky grouper Mérrou noir/Mero moreno <i>Epinephelus marginatus</i>	Fresh - whole	1-2 kg/pc	15.11	16.07 -	Senegal	
		2-4	16.27	17.31 +		
		4-7	15.40	16.38 +		
		7-10	14.72	15.66 +		
		10-20	13.46	14.32 +		
		> 20	11.90	12.66 +		
White grouper/ Merou blanc/Cherna de ley <i>Epinephelus aeneus</i>	Gutted	2-3 kg/pc	5.19	5.50	CIF	Yemen
		3-5	5.19	5.50		
		5-10	5.19	5.50		
		1-2 kg/pc	10.46	11.13 -	CPT	
		2-4	11.44	12.17 -		
		4-7	13.72	14.60 -		
		7-10	12.40	13.19 -		
Small-scale grouper Mérrou petites écailles Mero escamoso <i>Epinephelus polylepis</i>		3-5 kg/pc	5.14	5.45	CIF	
		5-8	5.14	5.45		
		8-12	4.25	4.50	France CIF	
		2-3 kg/pc	4.95	5.25		
3-5	4.95	5.25				
5-8	4.95	5.25				
White-blotched grouper/ Mérrou plate grise Mero de lunares <i>Epinephelus multinotatus</i>	H&G	3-5 kg/pc	6.79	7.20	Spain CIF	
		5-8	6.79	7.20		
		5-10	6.79	7.20		
		>10	6.79	7.20		
Spangled emperor/ Empereur moris/ Emperador relámpago <i>Lethrinus nebulosus</i>	H&G	3-5 kg/pc	4.72	5.00	France CIF	
		Gutted, scales off	3.40	3.60		Italy CIF
		1-2	3.02	3.20 ^		
Mahi mahi/Dorado/ Dorado <i>Coryphaena hippurus</i>	Gutted, skinless		2.78	2.95	Europe CIF	Mozambique
		Fresh, whole	4.18	4.45 +	Italy CPT	Italy
	Portions	4-6 oz/pc	11.65	12.35	United States of America CIF	Oman
		6-8	12.27	13.01		
	Fresh, fillets		2.65	2.82	Spain FOB	Spain
Blue shark/ Peau bleue/Tiburón azul <i>Prionace glauca</i>	H&G, skin-on	< 4 kg/pc	4.75	5.05 -	Spain FOB	Spain
		4-7	1.99	2.12 -		
		7-12	1.99	2.12 +		
		12-20	1.98	2.11 +		
		> 20	1.95	2.07 +		
	H&G, skinless	< 4 kg/pc	2.68	2.85 -		
		4-7	2.68	2.85 -		
		7-12	2.65	2.82 -		
		12-20	2.52	2.68 -		
		> 20	2.48	2.64 -		



Fish Species Trade Name	Product Form	Grading	Price per kg		Reference & Area	Origin
			As stated	EUR USD		
NON-TRADITIONAL SPECIES (cont.)						December 2022
Mako shark/Taupe bleue Marrajo dientuso <i>Isurus oxyrinchus</i>		< 10 kg/pc	3.95	4.20 -	Spain FOB	
		10-30	4.60	4.89 -		
		30-50	5.25	5.59 -		
		50-100	5.75	6.12 -		
		> 100	4.65	4.95 -		
Black marlin/Makaire noir/ Marlin negro <i>Makaira nigricans</i>	H&G, skin-on	< 80 kg/pc	5.60	5.96 =		
		> 80	5.65	6.01 =		
Blue marlin/Makaire bleu/ Marlin azul <i>Makaira indica</i>		< 80 kg/pc	5.60	5.96 =		
		> 80	5.65	6.01 =		
Crimson jobfish Colas fil/Panchito hebra <i>Pristipomoides filamentosus</i>	Whole, gutted	2- 3 kg/pc	3.11	3.30	France CIF	Yemen
		3- 5	3.40	3.60		
		5- 10	3.40	3.60		
		3- 5	3.54	3.75	Italy CIF	
5- 10	3.54	3.75				
SEABASS/SEABREAM/ MEAGRE						December 2022
Seabass/Bar, Loup/Lubina <i>Dicentrarchus labrax</i>	Fresh - whole farmed	200-300 g/pc	4.60	4.89 =	Greece FOB	Greece
		300-450	5.30	5.64 -		
		450-600	6.30	6.70 =		
		600-800	7.60	8.09 -		
		800-1000	9.00	9.57 =		
		> 1000	10.00	10.64 =		
		200-300 g/pc	4.90	5.21 =	Italy CIF	
		300-450	5.60	5.96 -		
		450-600	6.60	7.02 =		
		600-800	7.90	8.40 -		
		800-1000	9.30	9.89 =		
		> 1000	10.30	10.96 =		
		200-300 g/pc	4.97	5.29 =	France CIF	
		300-450	5.67	6.03 -		
		450-600	6.67	7.10 =		
		600-800	7.97	8.48 -		
		800-1000	9.37	9.97 =		
		> 1000	10.37	11.03 =		
		200-300 g/pc	4.96	5.28 =	Spain CIF	
		300-450	5.66	6.02 -		
450-600	6.66	7.09 =				
600-800	7.96	8.47 -				
800-1000	9.36	9.96 =				
> 1000	10.36	11.02 =				
200-300 g/pc	5.00	5.32 =	Germany CIF			
300-450	5.70	6.06 -				
450-600	6.70	7.13 =				
600-800	8.00	8.51 -				
800-1000	9.40	10.00 =				
> 1000	10.40	11.06 =				
200-300 g/pc	4.97	5.29 =	Portugal CIF			
300-450	5.67	6.03 -				
450-600	6.67	7.10 =				
600-800	7.97	8.48 -				
800-1000	9.37	9.97 =				
> 1000	10.37	11.03 =				
200-300 g/pc	5.24	5.57 =	UK CIF			
300-450	5.94	6.32 -				
450-600	6.94	7.38 =				
600-800	8.24	8.77 -				
800-1000	9.64	10.26 =				
> 1000	10.64	11.32 =				
500-1000 g/pc		20.70	22.02	Spain CFR	France	
1000-2000		23.30	24.79			
2000-3000		24.40	25.96			
3000-4000		24.40	25.96			



Fish Species Trade Name	Product Form	Grading	Price per kg			Reference & Area	Origin	
			As stated	EUR	USD			
SEABASS/SEABREAM/ MEAGRE (cont.)								
December 2022								
Seabass/Bar, Loup/Lubina <i>Dicentrarchus labrax</i>	Fresh - whole - wild, from trawling	800-1000 g/pc	14.00	14.89 -	France wholesale	France		
		1000-2000	16.00	17.02 -				
		2000-3000	18.00	19.15 -				
	Fresh - whole - wild, from line fishing	1000-2000 g/pc	19.00	20.21 -	France wholesale	France		
		2000-3000	25.00	26.60 -				
		> 3000	31.00	32.98 ^				
	Fresh - whole - farmed	400-600 g/pc	600-800	7.00	7.45 -	Italy CPT	Croatia	
			800-1000	11.80	12.55 -			
			300-400 g/pc	6.54	6.96 +			
		Large	400-600	7.01	7.46 +		Italy (Orbetello)	
			600-800	8.17	8.69 +			
			800-1000	10.90	11.60			
	Fresh, wild	500-1000 g/pc	1000-2000	11.10	11.81 =	Morocco		
			Medium	10.10	10.74 =			
			Small	7.80	8.30 =			
Fresh, wild	500-1000 g/pc	1000-2000	11.18	11.89 -	Spain CIF	Denmark		
		1000-2000	13.00	13.83 -				
		2000-3000	20.80	25.06				
		3000-4000	23.00	27.71				
Fresh, wild	500-1000 g/pc		22.00	26.51 =	wholesale	Europe		
			5.30	6.39 -				
Fresh, farmed	200-300 g/pc		4.51	4.80 -	Italy CIF	Greece		
			5.62	5.98 -				
			6.29	6.69 -				
			7.47	7.95 -				
			8.87	9.44 +				
	Fresh, fillets	70-100 g/pc	11.94	12.70	Italy CIF	Greece		
		100-140	12.55	13.35				
		140-180	14.18	15.09				
			4.30	4.57 =			France CIF	Greece
			4.50	4.79 =				
	4.40	4.68 -						
	5.00	5.32 =						
	6.80	7.23 =						
Gilthead seabream/ Dorade royale/Dorada <i>Sparus aurata</i>	farmed	200-300 g/pc	9.00	9.57 =	Italy CIF	Greece		
		> 1000	4.60	4.77 =				
		200-300 g/pc	4.80	4.99 =				
		300-450	4.70	5.00 -				
		450-600	5.30	5.64 =				
		600-800	7.10	7.55 =				
		800-1000	9.30	9.89 =				
		> 1000	4.67	4.97 =			France CIF	
		200-300 g/pc	4.87	5.18 =				
		300-450	4.77	5.07 -				
		450-600	5.37	5.71 =				
		600-800	7.17	7.63 =				
		800-1000	9.37	9.97 =				
		> 1000	4.66	4.96 =			Spain CIF	
		200-300 g/pc	4.86	5.17 =				
300-450	4.76	5.06 -						
450-600	5.36	5.70 =						
600-800	7.16	7.62 =						
800-1000	9.36	9.96 =						
> 1000	4.70	5.00 =	Germany CIF					
200-300 g/pc	4.90	5.21 =						
300-450	4.80	5.11 -						
450-600	5.40	5.74 =						
600-800	7.20	7.66 =						
800-1000	9.40	10.00 =						



Fish Species Trade Name	Product Form	Grading	Price per kg			Reference & Area	Origin
			As stated	EUR	USD		
SEABASS/SEABREAM/ MEAGRE (cont.)							December 2022
Gilthead seabream/ Dorade royale/Dorada <i>Sparus aurata</i>	Fresh - whole farmed	200-300 g/pc	4.67	4.97 =	Portugal CIF	Greece	
		300-450	4.87	5.18 =			
		450-600	4.77	5.07 -			
		600-800	5.37	5.71 =			
		800-1000	7.17	7.63 =			
		> 1000	9.37	9.97 =			
		200-300 g/pc	4.94	5.26 =			UK CIF
		300-450	5.14	5.47 =			
		450-600	5.04	5.36 -			
		600-800	5.64	6.00 =			
	800-1000	7.44	7.91 =				
	> 1000	9.64	10.26 =				
	Fresh - wild	500-1000 g/pc	24.40	25.96	Spain CIF	France	
		1000-2000	19.80	21.06			
		3000-4000	16.40	17.45			
	Fresh, wild		24.00	28.92 +	wholesale	Europe	
	Fresh, farmed		4.80	5.78 +			
	Fresh, wild	500-800 g/pc	16.50	17.55 +	France wholesale	France	
		800-1000	19.00	20.21 +			
		> 1000	20.00	21.28 +			
Fresh - farmed	300-400 g/pc	7.30	7.77 +	Italy CIF CPT	Greece		
	400-600	10.20	10.85 -				
	600-800	11.80	12.55 -				
	800-1000	12.80	13.62 -				
	300-400 g/pc	4.77	5.07 -				
	200-300 g/pc	3.70	3.94 -				
	300-400	3.77	4.01 -				
	400-600	3.70	3.94 -				
	600-800	3.84	4.09 -				
	800-1000	5.62	5.98 -				
	1000-1500	7.58	8.06 -				
	1500-2000	9.20	9.79				
Fresh - wild	500-1000	9.67	10.29 ^		Morocco		
	1000-2000	14.20	15.11 +				
	2000-3000	15.68	16.68 +				
	> 3000	19.80	21.06 ^				
Fresh - farmed	Large	11.40	12.13 =		Italy (Orbetello)		
	Medium	10.20	10.85 =				
	300-400 g/pc	6.36	6.77 +		Croazia		
	400-600 g/pc	6.77	7.20 +				
	600-800	8.02	8.53 +				
White seabream/Sar/Sargo <i>Diplodus sargus</i>	Fresh		6.82	7.26 +		Senegal	
		300-500 g/pc	6.98	7.43 -			
		500-700	9.16	9.74 -			
		700-1000	11.02	11.72 -			
		1000-2000	10.70	11.38 -			
Meagre/Maigre commun/Corvina <i>Argyrosomus regius</i>	Fresh - Whole farmed	500-1000 g/pc	4.40	4.68		Greece	
		1000-2000	4.32	4.60 -			
		> 2000	4.53	4.82 +			
	Fresh- whole, wild	0.8-1 kg/pc	11.98	12.74		Mediterraneo	
		1-2	8.32	8.85 -			
		2-4	10.40	11.06			
		3-5	12.08	12.85 -			
		5-10	12.10	12.87 -			
		10-15	12.16	12.94 -			
		15-20	11.80	12.55 +			
		20-30	11.30	12.02			
			11.00	11.70 -			
			5.70	6.06 -			
	Fresh, cultured	> 1000 g/pc	9.00	9.57 -	France wholesale	France	



The European Fish Price Report is a monthly GLOBEFISH publication. This issue was prepared by Helga Josupeit, Rodrigo Misa, William Griffin, and Maria Catalano.

PRICE REFERENCE (INCOTERMS 2010)

CFR	Cost and Freight
CIF	Cost, Insurance and Freight
CIP	Carriage and Insurance Paid To
CPT	Carriage Paid To
DAT	Delivered at Terminal
DAP	Delivered at Place
DDP	Delivered Duty Paid
EXW	Ex Works
FCA	Free Carrier
FAS	Free Alongside Ship
FOB	Free on Board

PRODUCT FORM

C&P	Cooked and Peeled
FAS	Frozen at Sea
H&G	Headed and Gutted
HOG	Head on Gutted (salmon)
IQF	Individually Quick Frozen
IWP	Individually Wrapped Pack
PBI	Pinbone In
PBO	Pinbone Off
PD	Peeled and Deveined
PTO	Peeled Tail On
PUD	Peeled, Undeveined

CURRENCY RATES

		US\$	EUR
Canada	CAD	1.37	1.45
Norway	NOK	9.90	10.48
USA	USD		1.06
EU	EUR	0.94	
Denmark	DKK	7.03	7.44
Russia	RUR	64.88	68.76
Poland	PLN	4.43	4.69

SYMBOLS

- + Price increased in original currency since last report
- Price decreased in original currency since last report
- = Updated but unchanged price
- ^ New insertion
- Not updated since last issue

Exchange Rates 17.12.2022

GLOBEFISH Price Dashboard FAO

GLOBEFISH is pleased to announce a new information product available on its website: the GLOBEFISH European Price Dashboard. Prices are automatically drawn from various sources along the value chain into a central database and updated once a week. Users can browse prices and analyse trends, as well as search or filter prices according to common or scientific name, species grouping, preservation, origin or market, to mention a few.



**GLOBEFISH Market Reports are available from the GLOBEFISH web site:
www.fao.org/in-action/globefish**



Food and Agriculture
Organization of the
United Nations

EUROPEAN PRICE REPORT

GLOBEFISH


Trade and Market Team (NFIMT)
Fisheries and Aquaculture Division
Food and Agriculture Organization of the United Nations
Viale delle Terme di Caracalla
00153 Rome, Italy

globefish@fao.org

www.globefish.org



#FAOfish



GLOBEFISH