



### COUNTRY BRIEF

Population	Ease of doing business rank
2 878 000	82nd
Length of coastline	Exclusive fishing zone
649 km	6 210 km <sup>2</sup>
Average GDP growth	GDP per capita
2.85%	USD 5 300

GDP from fisheries

N/A

Fish available for consumption

8.6 kg/capita

Imports of fish and fish products  
- 2020

USD 93 441 430

Agricultural GDP from fisheries

N/A

Fisheries and aquaculture  
production

Total	16 910 tonnes
Fisheries	45%
Aquaculture	55%

Exports of fish and fish products  
- 2020

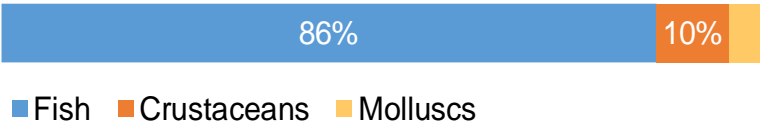
USD 118 751 400

Trade in fish and fish products

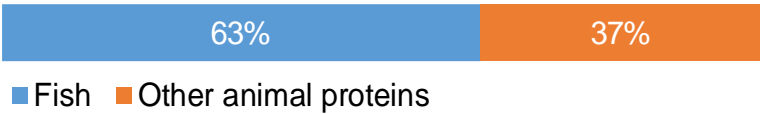


Production and Trade Breakdown

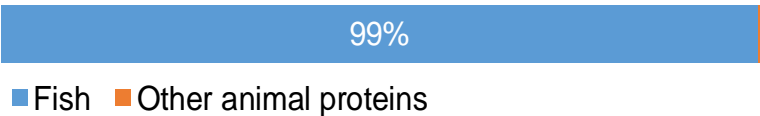

Production by volume



Imports by value



Exports by value



Production - Top 10 Species (Volume)

		Tonnes
1 <sup>st</sup>	Gilthead seabream	4 353
2 <sup>nd</sup>	European seabass	2 950
3 <sup>rd</sup>	Rainbow trout	1 612
4 <sup>th</sup>	Deep-water rose shrimp	1 026
5 <sup>th</sup>	European hake	751
6 <sup>th</sup>	Common carp	673
7 <sup>th</sup>	Roaches nei	590
8 <sup>th</sup>	Crucian carp	510
9 <sup>th</sup>	European pilchard (Sardine)	384
10 <sup>th</sup>	Surmullets (Red mullets) nei	333

## Imports - Top 10 Products (Value)

			USD
1 <sup>st</sup>	Anchovies	salted or in brine, not dried or smoked HS 0305.63	30 165 790
2 <sup>nd</sup>	Shrimps, prawns	frozen; cold-water species HS 0306.16	25 481 790
3 <sup>rd</sup>	Squid, cuttlefish	frozen HS 0307.43	8 496 580
4 <sup>th</sup>	Anchovies	prepared or preserved; whole or in pieces HS 1604.16	5 106 050
5 <sup>th</sup>	Shrimps, prawns	frozen HS 0306.17	5 007 140
6 <sup>th</sup>	Tunas, skipjack, bonito	prepared or preserved; whole or in pieces HS 1604.14	4 132 430
7 <sup>th</sup>	Fish	live HS 0301.99	3 093 880
8 <sup>th</sup>	Sardines, sardinella, brisling or sprats	prepared or preserved; whole or in pieces HS 1604.13	2 024 830
9 <sup>th</sup>	Anchovies	fresh or chilled; excluding fillets, livers and roes HS 0302.42	1 862 080
10 <sup>th</sup>	Fish, other than species in 0303.5	frozen; excluding fillets, livers and roes HS 0303.59	1 410 890

## Exports - Top 10 Products (Value)

			USD
1 <sup>st</sup>	Anchovies	prepared or preserved; whole or in pieces HS 1604.16	30 167 090
2 <sup>nd</sup>	Shrimps, prawns	prepared or preserved, not in airtight containers HS 1605.21	21 202 150
3 <sup>rd</sup>	Fish, other than species in 0305.3	dried, salted or in brine; not smoked HS 0305.39	19 245 660
4 <sup>th</sup>	Shrimps, prawns	prepared or preserved, in airtight containers HS 1605.29	11 052 530
5 <sup>th</sup>	Squid, cuttlefish	frozen HS 0307.43	10 136 650
6 <sup>th</sup>	Seabream	fresh or chilled; excluding fillets, livers and roes HS 0302.85	8 412 240
7 <sup>th</sup>	Shrimps, prawns	frozen HS 0306.17	2 946 800
8 <sup>th</sup>	Anchovies	salted or in brine, not dried or smoked HS 0305.63	2 773 330
9 <sup>th</sup>	Flat fish	fresh or chilled; excluding fillets, livers and roes HS 0302.29	2 191 520
10 <sup>th</sup>	Seabass	fresh or chilled; excluding fillets, livers and roes HS 0302.84	1 951 350

# A GLOBEFISH Product

# Information, Disclaimer


# Sources

Established in 1984, GLOBEFISH is a multi-donor funded project in the Fisheries Division of the Food and Agriculture Organization of the United Nations (FAO), responsible for providing up-to-date market and trade information on fish and fish products.

[Visit our website](#)

[Subscribe to our newsletter](#) or [email us](#)

## Recent Publications



### [Globefish Highlights](#)

Our flagship publication, focused on prices and analysis of market trends covering a variety of major commodities. Released quarterly.



### [Chinese Fish Price Report](#)

Comprehensive coverage of Chinese price trends, market information for commercially significant species, along with industry news and policy updates. Released quarterly.



### [European Price Report](#)

Market and price analysis for fish and fish products in the European market. Released monthly.



This is the second edition of the GLOBEFISH Market Profiles produced for this country, and was made at the beginning of 2023.

These profiles are based on nationally reported data or information published by international agencies. As the profile is intended to reflect the most up to date information available, reporting years may vary between sections and commodities.

The designations employed and the presentation of material in this information product do not imply the expression of any opinion whatsoever on the part of FAO concerning the legal or constitutional status of any country, territory or sea area, or the delimitation of frontiers or boundaries.

The data herein presented is compiled by FAO staff at the time of its production, "as is" and "as available", and every effort is made to ensure, but not guarantee, their timeliness, accuracy and completeness. FAO assumes no responsibility for errors and omissions in the data provided. Users are, however, kindly asked to report any errors or deficiencies in this product to FAO GLOBEFISH ([globefish@fao.org](mailto:globefish@fao.org)).

### Please note

Re-exports and re-imports are not included. The term N/A has been used to indicate that information was not found in the indicated sources. The classification of fish and fish products as either processed or unprocessed is very broad and is intended for indicative purposes only.

### [HS codes for fish and fish products](#)

International trade codes for fish and fish products in a user friendly format.



Sources and time periods:

-Fishing and aquaculture production (2020):  
FAO's [Global Fishery and Aquaculture Production Statistics](#)

-Fish available for consumption (2017):  
FAO's [Fishery and Aquaculture Statistics 2019](#)

-Population (2020), GDP Growth (2016-2020), GDP per Capita (2020):  
IMF's [World Economic Outlook Databases](#)

-Imports, Exports and Share of Trade (2020):  
FAO's [Global Fishery and Aquaculture Commodities Statistics](#)

-GDP, GDP from fisheries, GDP from agriculture (2020):  
World Bank's [World Development Indicators](#),  
OECD's [National Accounts Statistics](#) or  
UNSD's [National Accounts](#)

-Ease of doing business (2020):  
World Bank's [Ease of Doing Business](#) ranking

-Length of Coastline, Exclusive Economic Zone, Exclusive Fishing Zone (2003):  
UNEP's [Global Environment Outlook](#)

### [GLOBEFISH](#)

Explore more market information on the GLOBEFISH website



### [European Price Dashboard](#)

Hundreds of prices, updated every Monday

