



## COUNTRY BRIEF

Population	Ease of doing business rank
31 031 000	177th
Length of coastline	Exclusive fishing zone
2 252 km	438 017 km <sup>2</sup>
Average GDP growth	GDP per capita
19.56%	USD 1 900

GDP from fisheries

2.98%

Fish available for consumption

20.2 kg/capita

Imports of fish and fish products  
- 2020

USD 77 833 760

Agricultural GDP from fisheries

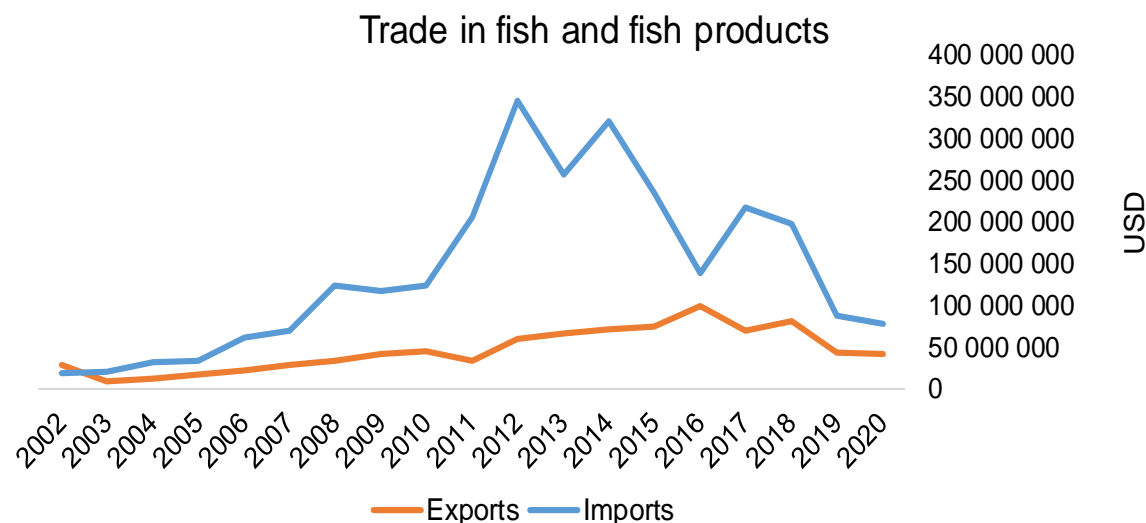
N/A

Fisheries and aquaculture  
production

Total	379 407 tonnes
Fisheries	99%
Aquaculture	1%

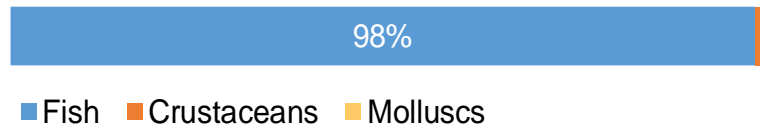
Exports of fish and fish products  
- 2020

USD 42 465 350

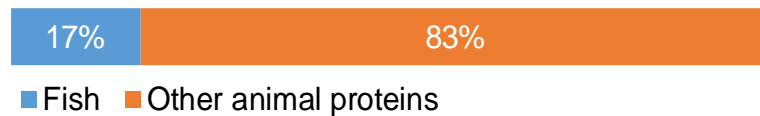


## Production and Trade Breakdown

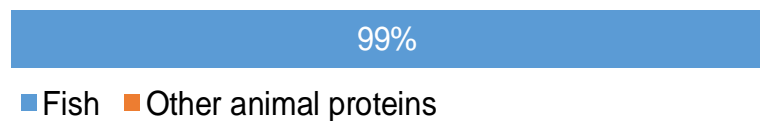
### Production by volume



### Imports by value



### Exports by value



## Production - Top 10 Species (Volume)

		Tonnes
1 <sup>st</sup>	Sardinellas nei	131 708
2 <sup>nd</sup>	Cunene horse mackerel	70 996
3 <sup>rd</sup>	Atlantic chub mackerel	30 947
4 <sup>th</sup>	Marine fishes nei	28 348
5 <sup>th</sup>	Flatfishes nei	15 033
6 <sup>th</sup>	Largehead hairtail	15 033
7 <sup>th</sup>	Shallow-water Cape hake	14 860
8 <sup>th</sup>	Large-eye dentex	13 667
9 <sup>th</sup>	Southern meagre (Mulloway)	10 000
10 <sup>th</sup>	Freshwater fishes nei	9 778

## Imports - Top 10 Products (Value)

			USD
1 <sup>st</sup>	Jack, horse mackerel	frozen; excluding fillets, livers and roes HS 0303.55	28 406 370
2 <sup>nd</sup>	Tunas, skipjack, bonito	prepared or preserved; whole or in pieces HS 1604.14	9 530 340
3 <sup>rd</sup>	Sardines, sardinella, brisling or sprats	prepared or preserved; whole or in pieces HS 1604.13	8 751 300
4 <sup>th</sup>	Fish, other than species in 0303	frozen; excluding fillets, livers and roes HS 0303.89	6 076 760
5 <sup>th</sup>	Fish	dried, whether or not salted; not smoked HS 0305.53	5 677 880
6 <sup>th</sup>	Hake	frozen; excluding fillets, livers and roes HS 0303.66	3 091 080
7 <sup>th</sup>	Jack, horse mackerel	fresh or chilled; excluding fillets, livers and roes HS 0302.45	2 500 070
8 <sup>th</sup>	Tilapias	frozen; excluding fillets, livers and roes HS 0303.23	2 222 350
9 <sup>th</sup>	Shrimps, prawns	frozen HS 0306.17	2 094 920
10 <sup>th</sup>	Cod	salted or in brine, not dried or smoked HS 0305.62	1 585 100

## Exports - Top 10 Products (Value)

			USD
1 <sup>st</sup>	Shrimps, prawns	frozen HS 0306.17	18 756 090
2 <sup>nd</sup>	Mackerel	frozen; excluding fillets, livers and roes HS 0303.54	6 367 890
3 <sup>rd</sup>	Flours, meals, pellets. Unfit for human consumption	from fish or aquatic invertebrates HS 2301.20	5 000 000
4 <sup>th</sup>	Flours, meals, pellets	from fish, fit for human consumption HS 0305.10	3 250 000
5 <sup>th</sup>	Squid, cuttlefish	frozen HS 0307.43	2 908 780
6 <sup>th</sup>	Fish fats or oils and fractions thereof	not chemically modified or from fish-livers HS 1504.20	2 000 000
7 <sup>th</sup>	Crabs	frozen HS 0306.14	1 473 460
8 <sup>th</sup>	Crab	prepared or preserved HS 1605.10	850 000
9 <sup>th</sup>	Jack, horse mackerel	frozen; excluding fillets, livers and roes HS 0303.55	667 850
10 <sup>th</sup>	Fish, other than species in 0303	frozen; excluding fillets, livers and roes HS 0303.89	231 570

# A GLOBEFISH Product

# Information, Disclaimer

# Sources

Established in 1984, GLOBEFISH is a multi-donor funded project in the Fisheries Division of the Food and Agriculture Organization of the United Nations (FAO), responsible for providing up-to-date market and trade information on fish and fish products.

[Visit our website](#)

[Subscribe to our newsletter](#) or [email us](#)

## Recent Publications



### [Globefish Highlights](#)

Our flagship publication, focused on prices and analysis of market trends covering a variety of major commodities. Released quarterly.



### [Chinese Fish Price Report](#)

Comprehensive coverage of Chinese price trends, market information for commercially significant species, along with industry news and policy updates. Released quarterly.



### [European Price Report](#)

Market and price analysis for fish and fish products in the European market. Released monthly.



This is the second edition of the GLOBEFISH Market Profiles produced for this country, and was made at the beginning of 2023.

These profiles are based on nationally reported data or information published by international agencies. As the profile is intended to reflect the most up to date information available, reporting years may vary between sections and commodities.

The designations employed and the presentation of material in this information product do not imply the expression of any opinion whatsoever on the part of FAO concerning the legal or constitutional status of any country, territory or sea area, or the delimitation of frontiers or boundaries.

The data herein presented is compiled by FAO staff at the time of its production, "as is" and "as available", and every effort is made to ensure, but not guarantee, their timeliness, accuracy and completeness. FAO assumes no responsibility for errors and omissions in the data provided. Users are, however, kindly asked to report any errors or deficiencies in this product to FAO GLOBEFISH ([globefish@fao.org](mailto:globefish@fao.org)).

### Please note

Re-exports and re-imports are not included. The term N/A has been used to indicate that information was not found in the indicated sources. The classification of fish and fish products as either processed or unprocessed is very broad and is intended for indicative purposes only.

### [HS codes for fish and fish products](#)

International trade codes for fish and fish products in a user friendly format.



Sources and time periods:

-Fishing and aquaculture production (2020):  
FAO's [Global Fishery and Aquaculture Production Statistics](#)

-Fish available for consumption (2017):  
FAO's [Fishery and Aquaculture Statistics 2019](#)

-Population (2020), GDP Growth (2016-2020), GDP per Capita (2020):  
IMF's [World Economic Outlook Databases](#)

-Imports, Exports and Share of Trade (2020):  
FAO's [Global Fishery and Aquaculture Commodities Statistics](#)

-GDP, GDP from fisheries, GDP from agriculture (2020):  
World Bank's [World Development Indicators](#),  
OECD's [National Accounts Statistics](#) or  
UNSD's [National Accounts](#)

-Ease of doing business (2020):  
World Bank's [Ease of Doing Business](#) ranking

-Length of Coastline, Exclusive Economic Zone, Exclusive Fishing Zone (2003):  
UNEP's [Global Environment Outlook](#)

### [GLOBEFISH](#)

Explore more market information on the GLOBEFISH website



### [European Price Dashboard](#)

Hundreds of prices, updated every Monday

