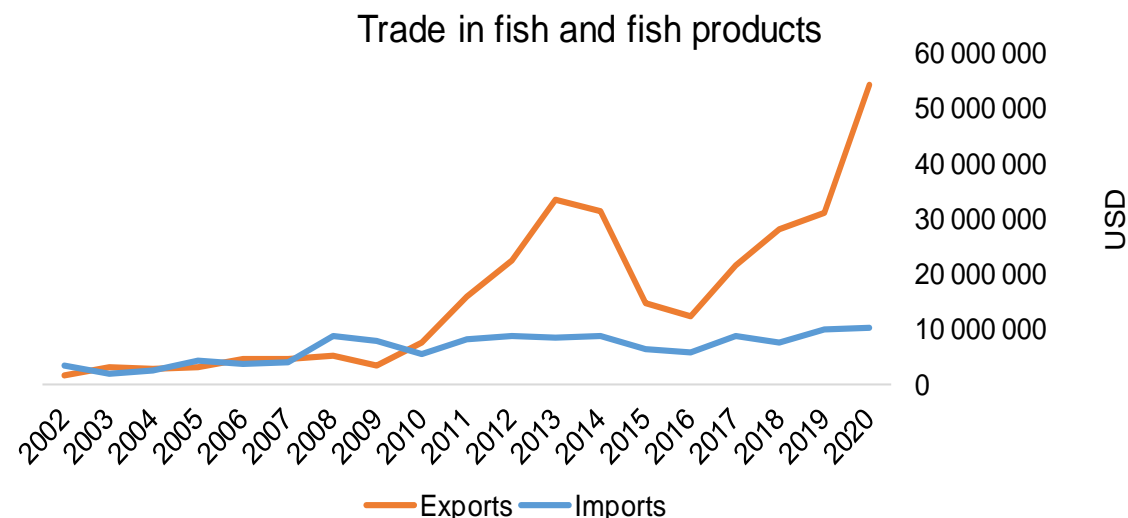




COUNTRY BRIEF

Population	Ease of doing business rank
2 962 000	47th
Length of coastline	EEZ/EFZ
N/A	N/A
Average GDP growth	GDP per capita
5.29%	USD 4 300



GDP from fisheries

N/A

Fish available for consumption

5.8 kg/capita

Imports of fish and fish products - 2020

USD 10 274 030

Agricultural GDP from fisheries

N/A

Fisheries and aquaculture production

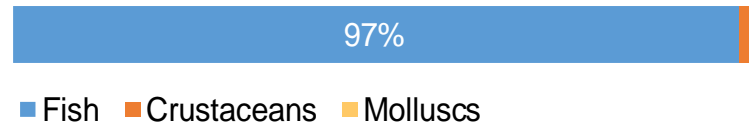
Total	18 892 tonnes
Fisheries	3%
Aquaculture	97%

Exports of fish and fish products - 2020

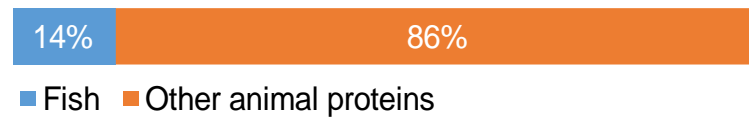
USD 54 411 650

Production and Trade Breakdown

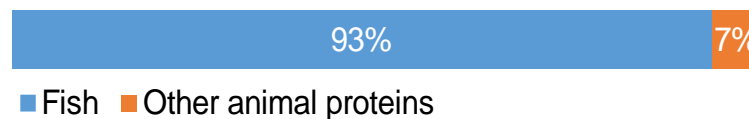
Production by volume



Imports by value



Exports by value



Production - Top 10 Species (Volume)

		Tonnes
1 st	Trouts nei	11 915
2 nd	Sturgeons nei	4 200
3 rd	Common carp	1 410
4 th	Danube crayfish	480
5 th	Freshwater fishes nei	310
6 th	Cyprinids nei	224
7 th	Silver carp	220
8 th	Crucian carp	125
9 th	Whitefishes nei	8

Imports - Top 10 Products (Value)

1 st	Flours, meals, pellets. Unfit for human consumption	from fish or aquatic invertebrates HS 2301.20	USD 2 956 350
2 nd	Sardines, sardinella, brisling or sprats	prepared or preserved; whole or in pieces HS 1604.13	1 294 130
3 rd	Fish fats or oils and fractions thereof	not chemically modified or from fish-livers HS 1504.20	886 680
4 th	Mackerel	frozen; excluding fillets, livers and roes HS 0303.54	653 790
5 th	Hake	frozen; excluding fillets, livers and roes HS 0303.66	568 350
6 th	Atlantic, Danube salmon	fresh or chilled; excluding fillets, livers and roes HS 0302.14	555 050
7 th	Fish	prepared or preserved HS 1604.20	391 240
8 th	Caviar substitutes	prepared from fish eggs HS 1604.32	294 680
9 th	Shrimps, prawns	frozen HS 0306.17	245 140
10 th	Tunas, skipjack, bonito	prepared or preserved; whole or in pieces HS 1604.14	234 500

Exports - Top 10 Products (Value)

1 st	Trout	fresh or chilled; excluding fillets, livers and roes HS 0302.11	USD 43 984 010
2 nd	Caviar substitutes	prepared from fish eggs HS 1604.32	2 360 440
3 rd	Fish	prepared or preserved HS 1604.20	1 984 910
4 th	Fish, other than species in 0302	fresh or chilled; excluding fillets, livers and roes HS 0302.89	1 873 740
5 th	Livers, roes, milt	fresh or chilled HS 0302.91	1 266 290
6 th	Fish	live HS 0301.99	1 212 470
7 th	Trout	frozen; excluding fillets, livers and roes HS 0303.14	986 300
8 th	Fish, other than species in 1604	prepared or preserved; whole or in pieces HS 1604.19	268 090
9 th	Caviar	prepared from fish eggs HS 1604.31	110 650
10 th	Fish, other than species in 0303	frozen; excluding fillets, livers and roes HS 0303.89	107 980

A GLOBEFISH Product

Information, Disclaimer

Sources

Established in 1984, GLOBEFISH is a multi-donor funded project in the Fisheries Division of the Food and Agriculture Organization of the United Nations (FAO), responsible for providing up-to-date market and trade information on fish and fish products.

[Visit our website](#)

[Subscribe to our newsletter](#) or [email us](#)

Recent Publications



[Globefish Highlights](#)

Our flagship publication, focused on prices and analysis of market trends covering a variety of major commodities. Released quarterly.



[Chinese Fish Price Report](#)

Comprehensive coverage of Chinese price trends, market information for commercially significant species, along with industry news and policy updates. Released quarterly.



[European Price Report](#)

Market and price analysis for fish and fish products in the European market. Released monthly.



This is the second edition of the GLOBEFISH Market Profiles produced for this country, and was made at the beginning of 2023.

These profiles are based on nationally reported data or information published by international agencies. As the profile is intended to reflect the most up to date information available, reporting years may vary between sections and commodities.

The designations employed and the presentation of material in this information product do not imply the expression of any opinion whatsoever on the part of FAO concerning the legal or constitutional status of any country, territory or sea area, or the delimitation of frontiers or boundaries.

The data herein presented is compiled by FAO staff at the time of its production, "as is" and "as available", and every effort is made to ensure, but not guarantee, their timeliness, accuracy and completeness. FAO assumes no responsibility for errors and omissions in the data provided. Users are, however, kindly asked to report any errors or deficiencies in this product to FAO GLOBEFISH (globefish@fao.org).

Please note

Re-exports and re-imports are not included. The term N/A has been used to indicate that information was not found in the indicated sources. The classification of fish and fish products as either processed or unprocessed is very broad and is intended for indicative purposes only.

[HS codes for fish and fish products](#)

International trade codes for fish and fish products in a user friendly format.



Sources and time periods:

-Fishing and aquaculture production (2020):
FAO's [Global Fishery and Aquaculture Production Statistics](#)

-Fish available for consumption (2017):
FAO's [Fishery and Aquaculture Statistics 2019](#)

-Population (2020), GDP Growth (2016-2020), GDP per Capita (2020):
IMF's [World Economic Outlook Databases](#)

-Imports, Exports and Share of Trade (2020):
FAO's [Global Fishery and Aquaculture Commodities Statistics](#)

-GDP, GDP from fisheries, GDP from agriculture (2020):
World Bank's [World Development Indicators](#),
OECD's [National Accounts Statistics](#) or
UNSD's [National Accounts](#)

-Ease of doing business (2020):
World Bank's [Ease of Doing Business](#) ranking

-Length of Coastline, Exclusive Economic Zone, Exclusive Fishing Zone (2003):
UNEP's [Global Environment Outlook](#)

[GLOBEFISH](#)

Explore more market information on the GLOBEFISH website



[European Price Dashboard](#)

Hundreds of prices, updated every Monday

