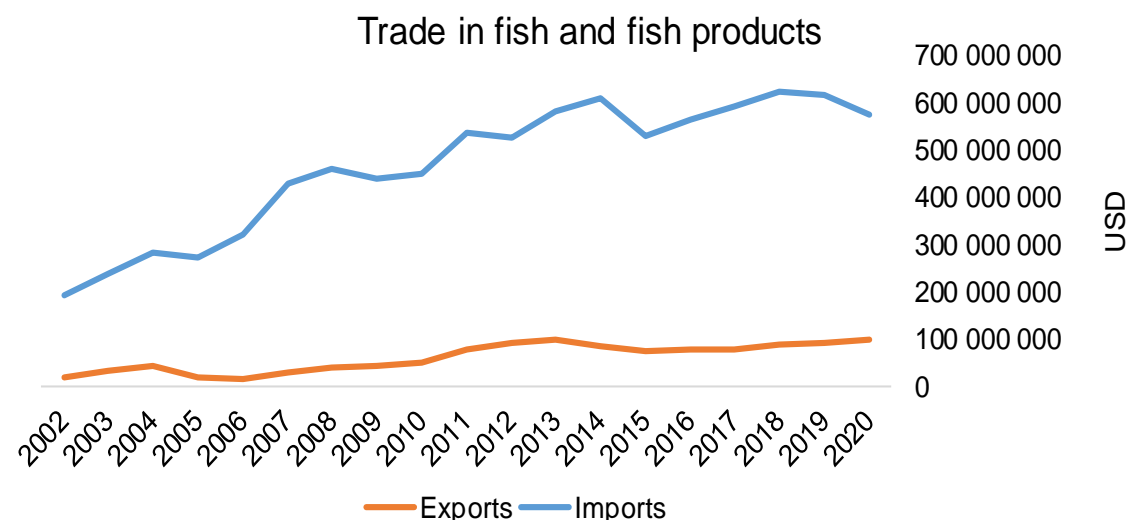




### COUNTRY BRIEF

Population	Ease of doing business rank
8 901 000	27th
Length of coastline	EEZ/EFZ
N/A	N/A
Average GDP growth	GDP per capita
1.55%	USD 48 600



GDP from fisheries

0.01%

Fish available for consumption

14.1 kg/capita

Imports of fish and fish  
products - 2020

USD 577 344 250

Agricultural GDP from fisheries

0.75%

Fisheries and aquaculture  
production

Total 4 877 tonnes

Fisheries 7%

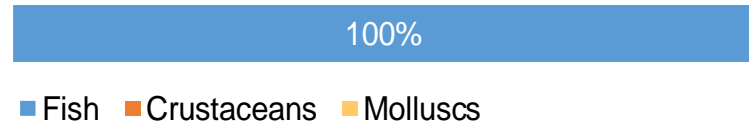
Aquaculture 93%

Exports of fish and fish  
products - 2020

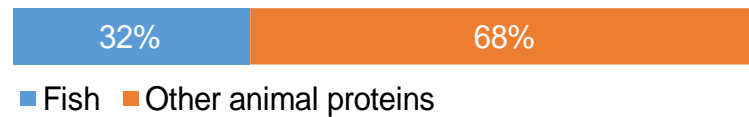

USD 100 104 430

## Production and Trade Breakdown

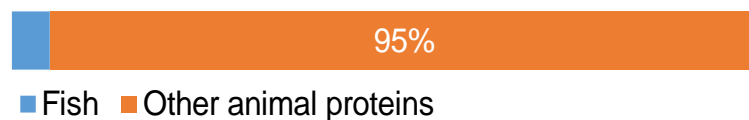
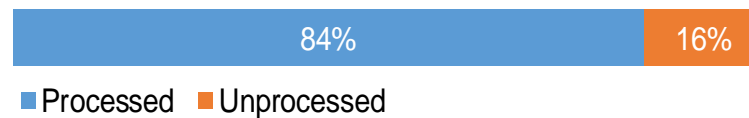
### Production by volume



### Imports by value



### Exports by value



## Production - Top 10 Species (Volume)

		Tonnes
1 <sup>st</sup>	Rainbow trout	1 524
2 <sup>nd</sup>	Common carp	621
3 <sup>rd</sup>	Brook trout	617
4 <sup>th</sup>	North African catfish	499
5 <sup>th</sup>	Sea trout	484
6 <sup>th</sup>	Freshwater fishes nei	380
7 <sup>th</sup>	Salmonoids nei	365
8 <sup>th</sup>	Arctic char	269
9 <sup>th</sup>	Grass carp (White amur)	32
10 <sup>th</sup>	Pike-perch	17

## Imports - Top 10 Products (Value)

			USD
1 <sup>st</sup>	Tunas, skipjack, bonito	prepared or preserved; whole or in pieces HS 1604.14	59 071 190
2 <sup>nd</sup>	Pacific, Atlantic, Danube salmon	smoked, including fillets HS 0305.41	49 243 940
3 <sup>rd</sup>	Fish, other than species in 1604	prepared or preserved; whole or in pieces HS 1604.19	46 791 030
4 <sup>th</sup>	Shrimps, prawns	frozen HS 0306.17	30 176 390
5 <sup>th</sup>	Trout	smoked, including fillets HS 0305.43	29 795 970
6 <sup>th</sup>	Pacific, Atlantic, Danube salmon	fresh or chilled fillets HS 0304.41	22 569 640
7 <sup>th</sup>	Shrimps, prawns	prepared or preserved, in airtight containers HS 1605.29	19 978 760
8 <sup>th</sup>	Fish	prepared or preserved HS 1604.20	17 939 910
9 <sup>th</sup>	Trout	live HS 0301.91	17 695 380
10 <sup>th</sup>	Pacific, Atlantic, Danube salmon	frozen fillets HS 0304.81	17 108 310

## Exports - Top 10 Products (Value)

			USD
1 <sup>st</sup>	Trout	smoked, including fillets HS 0305.43	25 794 230
2 <sup>nd</sup>	Pacific, Atlantic, Danube salmon	smoked, including fillets HS 0305.41	20 256 290
3 <sup>rd</sup>	Fish, other than species in 1604	prepared or preserved; whole or in pieces HS 1604.19	7 613 950
4 <sup>th</sup>	Animal feed	of fish, marine invertebrates or mammals HS 2309.90	6 714 200
5 <sup>th</sup>	Tunas, skipjack, bonito	prepared or preserved; whole or in pieces HS 1604.14	5 884 500
6 <sup>th</sup>	Seabass	fresh or chilled; excluding fillets, livers and roes HS 0302.84	3 768 470
7 <sup>th</sup>	Fish, other than species in 0304	frozen fillets HS 0304.89	3 432 010
8 <sup>th</sup>	Seabream	fresh or chilled; excluding fillets, livers and roes HS 0302.85	2 813 790
9 <sup>th</sup>	Fish	prepared or preserved HS 1604.20	2 686 170
10 <sup>th</sup>	Shrimps, prawns	frozen HS 0306.17	1 868 520

# A GLOBEFISH Product

# Information, Disclaimer

# Sources

Established in 1984, GLOBEFISH is a multi-donor funded project in the Fisheries Division of the Food and Agriculture Organization of the United Nations (FAO), responsible for providing up-to-date market and trade information on fish and fish products.

[Visit our website](#)

[Subscribe to our newsletter](#) or [email us](#)

## Recent Publications



### [Globefish Highlights](#)

Our flagship publication, focused on prices and analysis of market trends covering a variety of major commodities. Released quarterly.



### [Chinese Fish Price Report](#)

Comprehensive coverage of Chinese price trends, market information for commercially significant species, along with industry news and policy updates. Released quarterly.



### [European Price Report](#)

Market and price analysis for fish and fish products in the European market. Released monthly.



This is the second edition of the GLOBEFISH Market Profiles produced for this country, and was made at the beginning of 2023.

These profiles are based on nationally reported data or information published by international agencies. As the profile is intended to reflect the most up to date information available, reporting years may vary between sections and commodities.

The designations employed and the presentation of material in this information product do not imply the expression of any opinion whatsoever on the part of FAO concerning the legal or constitutional status of any country, territory or sea area, or the delimitation of frontiers or boundaries.

The data herein presented is compiled by FAO staff at the time of its production, "as is" and "as available", and every effort is made to ensure, but not guarantee, their timeliness, accuracy and completeness. FAO assumes no responsibility for errors and omissions in the data provided. Users are, however, kindly asked to report any errors or deficiencies in this product to FAO GLOBEFISH ([globefish@fao.org](mailto:globefish@fao.org)).

### **Please note**

Re-exports and re-imports are not included. The term N/A has been used to indicate that information was not found in the indicated sources. The classification of fish and fish products as either processed or unprocessed is very broad and is intended for indicative purposes only.

### [HS codes for fish and fish products](#)

International trade codes for fish and fish products in a user friendly format.



Sources and time periods:

-Fishing and aquaculture production (2020):  
FAO's [Global Fishery and Aquaculture Production Statistics](#)

-Fish available for consumption (2017):  
FAO's [Fishery and Aquaculture Statistics 2019](#)

-Population (2020), GDP Growth (2016-2020), GDP per Capita (2020):  
IMF's [World Economic Outlook Databases](#)

-Imports, Exports and Share of Trade (2020):  
FAO's [Global Fishery and Aquaculture Commodities Statistics](#)

-GDP, GDP from fisheries, GDP from agriculture (2020):  
World Bank's [World Development Indicators](#),  
OECD's [National Accounts Statistics](#) or  
UNSD's [National Accounts](#)

-Ease of doing business (2020):  
World Bank's [Ease of Doing Business](#) ranking

-Length of Coastline, Exclusive Economic Zone, Exclusive Fishing Zone (2003):  
UNEP's [Global Environment Outlook](#)

### [GLOBEFISH](#)

Explore more market information on the GLOBEFISH website



### [European Price Dashboard](#)

Hundreds of prices, updated every Monday

