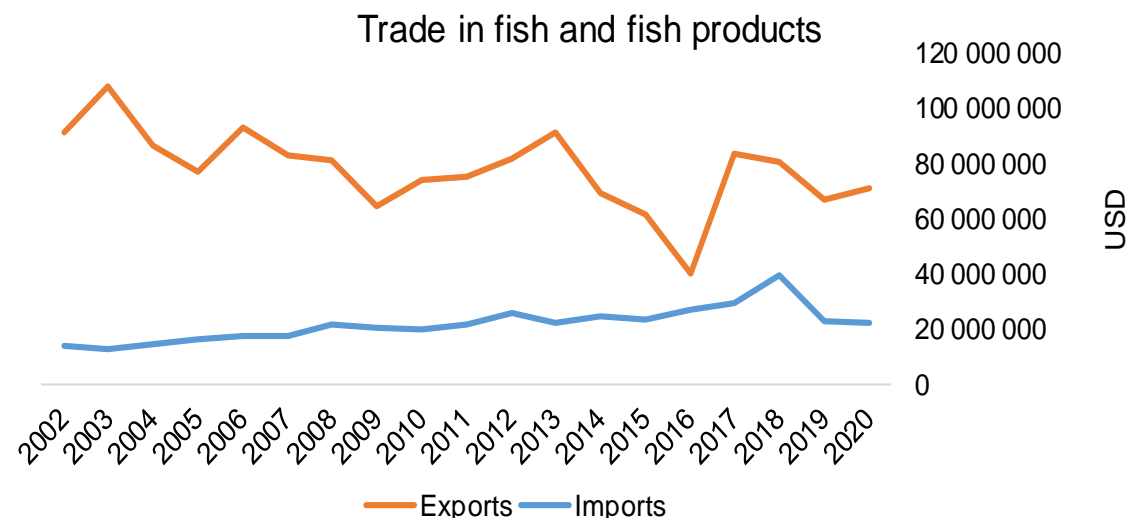




## COUNTRY BRIEF

Population	Ease of doing business rank
385 000	119th
Length of coastline	Exclusive economic zone
11 238 km	369 149 km <sup>2</sup>
Average GDP growth	GDP per capita
-3.85%	USD 25 200



GDP from fisheries

0.64%

Fish available for consumption

24.9 kg/capita

Imports of fish and fish  
products - 2020

USD 22 490 960

Agricultural GDP from fisheries

103.71%

Fisheries and aquaculture  
production

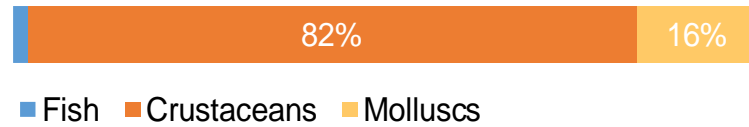
Total	7 349 tonnes
Fisheries	100%
Aquaculture	0%

Exports of fish and fish  
products - 2020

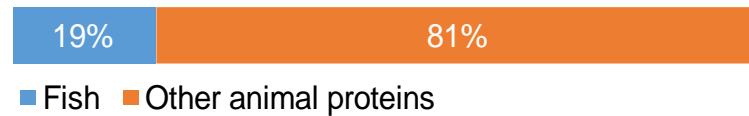
USD 71 565 230

## Production and Trade Breakdown

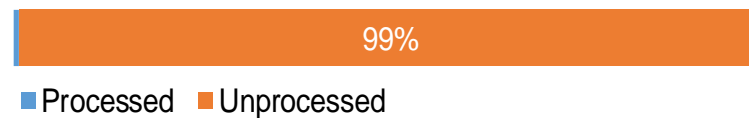
### Production by volume



### Imports by value



### Exports by value



## Production - Top 10 Species (Volume)

		Tonnes
1 <sup>st</sup>	Caribbean spiny lobster	5 971
2 <sup>nd</sup>	Stromboid conchs nei	1 188
3 <sup>rd</sup>	Nassau grouper	60
4 <sup>th</sup>	Snappers nei	56
5 <sup>th</sup>	Black stone crab	31
6 <sup>th</sup>	Hogfish	17
7 <sup>th</sup>	Grunts, sweetlips nei	14
8 <sup>th</sup>	Carangids nei	4
9 <sup>th</sup>	Red lionfish	2
10 <sup>th</sup>	Marine fishes nei	2

## Imports - Top 10 Products (Value)

			USD
1 <sup>st</sup>	Tunas, skipjack, bonito	prepared or preserved; whole or in pieces HS 1604.14	6 008 420
2 <sup>nd</sup>	Shrimps, prawns	frozen; cold-water species HS 0306.16	1 940 590
3 <sup>rd</sup>	Tunas	fresh or chilled; excluding fillets, livers and roes HS 0302.39	1 572 190
4 <sup>th</sup>	Mackerel	prepared or preserved; whole or in pieces HS 1604.15	1 512 740
5 <sup>th</sup>	Shrimps, prawns	frozen HS 0306.17	1 247 310
6 <sup>th</sup>	Sardines, sardinella, brisling or sprats	prepared or preserved; whole or in pieces HS 1604.13	872 640
7 <sup>th</sup>	Salmon	prepared or preserved; whole or in pieces HS 1604.11	791 880
8 <sup>th</sup>	Pacific, Atlantic, Danube salmon	smoked, including fillets HS 0305.41	766 230
9 <sup>th</sup>	Fish, other than species in 0303	frozen; excluding fillets, livers and roes HS 0303.89	639 290
10 <sup>th</sup>	Fish	prepared or preserved HS 1604.20	607 390

## Exports - Top 10 Products (Value)

			USD
1 <sup>st</sup>	Rock lobster, other sea crawfish	frozen HS 0306.11	67 405 450
2 <sup>nd</sup>	Stromboid conchs	frozen HS 0307.84	1 452 150
3 <sup>rd</sup>	Crabs	frozen HS 0306.14	1 181 130
4 <sup>th</sup>	Stromboid conchs	live, fresh or chilled HS 0307.82	719 420
5 <sup>th</sup>	Crab	prepared or preserved HS 1605.10	324 820
6 <sup>th</sup>	Crabs	live, fresh or chilled HS 0306.33	171 210
7 <sup>th</sup>	Stromboid conchs	dried, salted or in brine HS 0307.88	122 500
8 <sup>th</sup>	Crabs	dried, smoked, salted or in brine HS 0306.93	73 500
9 <sup>th</sup>	Fish, other than species in 0303	frozen; excluding fillets, livers and roes HS 0303.89	36 630
10 <sup>th</sup>	Sea cucumbers	dried, smoked, salted or in brine or smoked HS 0308.19	35 020

# A GLOBEFISH Product

# Information, Disclaimer

# Sources

Established in 1984, GLOBEFISH is a multi-donor funded project in the Fisheries Division of the Food and Agriculture Organization of the United Nations (FAO), responsible for providing up-to-date market and trade information on fish and fish products.

[Visit our website](#)

[Subscribe to our newsletter](#) or [email us](#)

## Recent Publications



### [Globefish Highlights](#)

Our flagship publication, focused on prices and analysis of market trends covering a variety of major commodities. Released quarterly.



### [Chinese Fish Price Report](#)

Comprehensive coverage of Chinese price trends, market information for commercially significant species, along with industry news and policy updates. Released quarterly.



### [European Price Report](#)

Market and price analysis for fish and fish products in the European market. Released monthly.



This is the second edition of the GLOBEFISH Market Profiles produced for this country, and was made at the beginning of 2023.

These profiles are based on nationally reported data or information published by international agencies. As the profile is intended to reflect the most up to date information available, reporting years may vary between sections and commodities.

The designations employed and the presentation of material in this information product do not imply the expression of any opinion whatsoever on the part of FAO concerning the legal or constitutional status of any country, territory or sea area, or the delimitation of frontiers or boundaries.

The data herein presented is compiled by FAO staff at the time of its production, "as is" and "as available", and every effort is made to ensure, but not guarantee, their timeliness, accuracy and completeness. FAO assumes no responsibility for errors and omissions in the data provided. Users are, however, kindly asked to report any errors or deficiencies in this product to FAO GLOBEFISH ([globefish@fao.org](mailto:globefish@fao.org)).

### Please note

Re-exports and re-imports are not included. The term N/A has been used to indicate that information was not found in the indicated sources. The classification of fish and fish products as either processed or unprocessed is very broad and is intended for indicative purposes only.

### [HS codes for fish and fish products](#)

International trade codes for fish and fish products in a user friendly format.



Sources and time periods:

-Fishing and aquaculture production (2020):  
FAO's [Global Fishery and Aquaculture Production Statistics](#)

-Fish available for consumption (2017):  
FAO's [Fishery and Aquaculture Statistics 2019](#)

-Population (2020), GDP Growth (2016-2020), GDP per Capita (2020):  
IMF's [World Economic Outlook Databases](#)

-Imports, Exports and Share of Trade (2020):  
FAO's [Global Fishery and Aquaculture Commodities Statistics](#)

-GDP, GDP from fisheries, GDP from agriculture (2020):  
World Bank's [World Development Indicators](#),  
OECD's [National Accounts Statistics](#) or  
UNSD's [National Accounts](#)

-Ease of doing business (2020):  
World Bank's [Ease of Doing Business](#) ranking

-Length of Coastline, Exclusive Economic Zone, Exclusive Fishing Zone (2003):  
UNEP's [Global Environment Outlook](#)

### [GLOBEFISH](#)

Explore more market information on the GLOBEFISH website



### [European Price Dashboard](#)

Hundreds of prices, updated every Monday

