



### COUNTRY BRIEF

Population	Ease of doing business rank
421 000	135th
Length of coastline	Exclusive economic zone
1 996 km	12 839 km <sup>2</sup>
Average GDP growth	GDP per capita
-2.12%	USD 4 800

GDP from fisheries

1.07%

Fish available for consumption

14.0 kg/capita

Imports of fish and fish  
products - 2020

USD 523 670

Agricultural GDP from fisheries

12.49%

Fisheries and aquaculture  
production

Total	187 459 tonnes
Fisheries	100%
Aquaculture	0%

Exports of fish and fish  
products - 2020

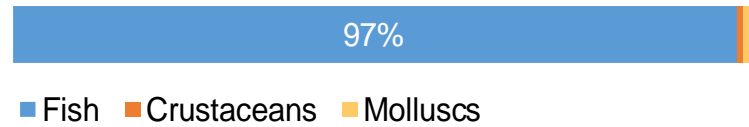
USD 19 196 060

Trade in fish and fish products

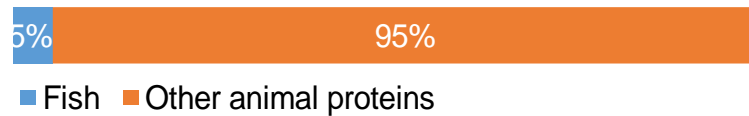
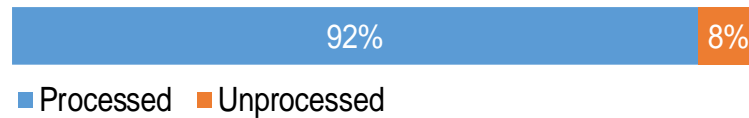


## Production and Trade Breakdown

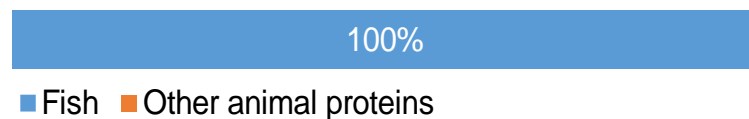
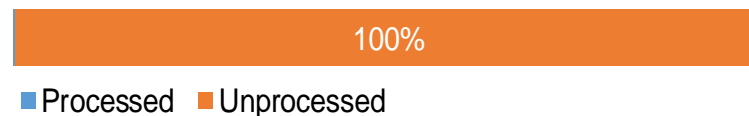
### Production by volume



### Imports by value



### Exports by value



## Production - Top 10 Species (Volume)

		Tonnes
1 <sup>st</sup>	Jack and horse mackerels nei	69 630
2 <sup>nd</sup>	Atlantic chub mackerel	51 410
3 <sup>rd</sup>	Skipjack tuna	19 180
4 <sup>th</sup>	Sardinellas nei	16 345
5 <sup>th</sup>	Yellowfin tuna	9 341
6 <sup>th</sup>	Marine fishes nei	6 855
7 <sup>th</sup>	European pilchard (Sardine)	4 385
8 <sup>th</sup>	Stromboid conchs nei	3 800
9 <sup>th</sup>	Bigeye tuna	991
10 <sup>th</sup>	Caribbean spiny lobster	850

## Imports - Top 10 Products (Value)

			USD
1 <sup>st</sup>	Tunas, skipjack, bonito	prepared or preserved; whole or in pieces HS 1604.14	178 950
2 <sup>nd</sup>	Sardines, sardinella, brisling or sprats	prepared or preserved; whole or in pieces HS 1604.13	157 680
3 <sup>rd</sup>	Mackerel	prepared or preserved; whole or in pieces HS 1604.15	79 180
4 <sup>th</sup>	Herrings	prepared or preserved; whole or in pieces HS 1604.12	14 440
5 <sup>th</sup>	Aquatic invertebrates, other than species in 1605	prepared or preserved HS 1605.69	13 680
6 <sup>th</sup>	Shrimps, prawns	live, fresh or chilled; cold- water species HS 0306.35	12 000
7 <sup>th</sup>	Squid, cuttlefish	frozen HS 0307.43	8 870
8 <sup>th</sup>	Scallops	prepared or preserved HS 1605.52	7 580
9 <sup>th</sup>	Fish, other than species in 0304	frozen meat; excluding fillets, livers and roes HS 0304.99	6 840
10 <sup>th</sup>	Freshwater ornamental fish	live HS 0301.11	5 510

## Exports - Top 10 Products (Value)

			USD
1 <sup>st</sup>	Rock lobster, other sea crawfish	frozen HS 0306.11	10 234 430
2 <sup>nd</sup>	Stromboid conchs	frozen HS 0307.84	2 707 960
3 <sup>rd</sup>	Lobsters	frozen HS 0306.12	2 240 010
4 <sup>th</sup>	Molluscs	live, fresh or chilled HS 0307.91	2 019 700
5 <sup>th</sup>	Shrimps, prawns	frozen HS 0306.17	1 724 670
6 <sup>th</sup>	Fish	live HS 0301.99	77 290
7 <sup>th</sup>	Rock lobster, other sea crawfish	live, fresh or chilled HS 0306.31	72 440
8 <sup>th</sup>	Shrimps, prawns	live, fresh or chilled; cold- water species HS 0306.35	49 770
9 <sup>th</sup>	Fish, other than species in 0305	salted or in brine, not dried or smoked HS 0305.69	39 630
10 <sup>th</sup>	Mussels	dried, smoked, salted or in brine HS 0307.39	14 080

# A GLOBEFISH Product

# Information, Disclaimer


# Sources

Established in 1984, GLOBEFISH is a multi-donor funded project in the Fisheries Division of the Food and Agriculture Organization of the United Nations (FAO), responsible for providing up-to-date market and trade information on fish and fish products.

[Visit our website](#)

[Subscribe to our newsletter](#) or [email us](#)

## Recent Publications



### [Globefish Highlights](#)

Our flagship publication, focused on prices and analysis of market trends covering a variety of major commodities. Released quarterly.



### [Chinese Fish Price Report](#)

Comprehensive coverage of Chinese price trends, market information for commercially significant species, along with industry news and policy updates. Released quarterly.



### [European Price Report](#)

Market and price analysis for fish and fish products in the European market. Released monthly.



This is the second edition of the GLOBEFISH Market Profiles produced for this country, and was made at the beginning of 2023.

These profiles are based on nationally reported data or information published by international agencies. As the profile is intended to reflect the most up to date information available, reporting years may vary between sections and commodities.

The designations employed and the presentation of material in this information product do not imply the expression of any opinion whatsoever on the part of FAO concerning the legal or constitutional status of any country, territory or sea area, or the delimitation of frontiers or boundaries.

The data herein presented is compiled by FAO staff at the time of its production, "as is" and "as available", and every effort is made to ensure, but not guarantee, their timeliness, accuracy and completeness. FAO assumes no responsibility for errors and omissions in the data provided. Users are, however, kindly asked to report any errors or deficiencies in this product to FAO GLOBEFISH ([globefish@fao.org](mailto:globefish@fao.org)).

### **Please note**

Re-exports and re-imports are not included. The term N/A has been used to indicate that information was not found in the indicated sources. The classification of fish and fish products as either processed or unprocessed is very broad and is intended for indicative purposes only.

### [HS codes for fish and fish products](#)

International trade codes for fish and fish products in a user friendly format.



Sources and time periods:

-Fishing and aquaculture production (2020):  
FAO's [Global Fishery and Aquaculture Production Statistics](#)

-Fish available for consumption (2017):  
FAO's [Fishery and Aquaculture Statistics 2019](#)

-Population (2020), GDP Growth (2016-2020), GDP per Capita (2020):  
IMF's [World Economic Outlook Databases](#)

-Imports, Exports and Share of Trade (2020):  
FAO's [Global Fishery and Aquaculture Commodities Statistics](#)

-GDP, GDP from fisheries, GDP from agriculture (2020):  
World Bank's [World Development Indicators](#),  
OECD's [National Accounts Statistics](#) or  
UNSD's [National Accounts](#)

-Ease of doing business (2020):  
World Bank's [Ease of Doing Business](#) ranking

-Length of Coastline, Exclusive Economic Zone, Exclusive Fishing Zone (2003):  
UNEP's [Global Environment Outlook](#)

### [GLOBEFISH](#)

Explore more market information on the GLOBEFISH website



### [European Price Dashboard](#)

Hundreds of prices, updated every Monday

