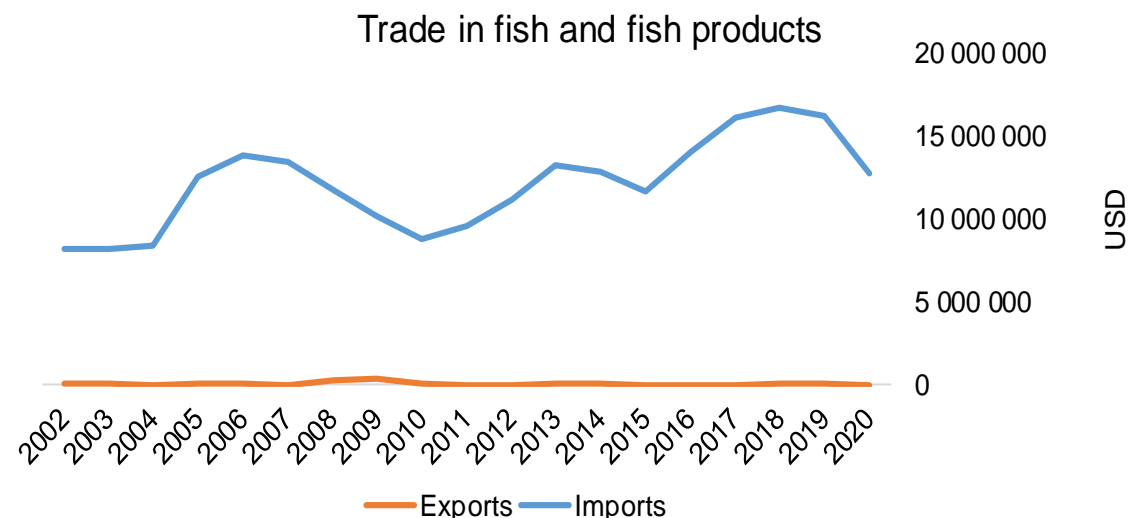




COUNTRY BRIEF

Population	Ease of doing business rank
N/A	N/A
Length of coastline	Exclusive economic zone
180 km	446 869 km ²
Average GDP growth	GDP per capita
N/A	N/A



GDP from fisheries

0.07%

Fish available for consumption

45.6 kg/capita

Imports of fish and fish
products - 2020

USD 12 828 260

Agricultural GDP from fisheries

31.62%

Fisheries and aquaculture
production

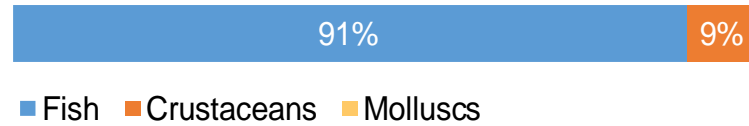
Total	358 tonnes
Fisheries	100%
Aquaculture	0%

Exports of fish and fish
products - 2020

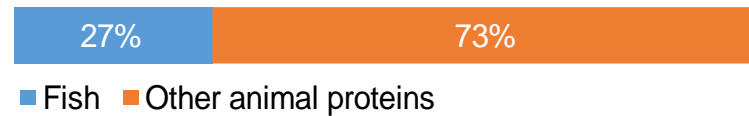
USD 10 460

Production and Trade Breakdown

Production by volume



Imports by value



Exports by value



Production - Top 10 Species (Volume)

		Tonnes
1 st	Wahoo	60
2 nd	Yellowfin tuna	52
3 rd	Clupeoids nei	32
4 th	Caribbean spiny lobster	30
5 th	Jacks, crevalles nei	26
6 th	Red hind	18
7 th	Black grouper	17
8 th	Longfin yellowtail	13
9 th	Coney	11
10 th	Lane snapper	10

Imports - Top 10 Products (Value)

			USD
1 st	Shrimps, prawns	frozen	1 263 640
		HS 0306.17	
2 nd	Fish, other than species in 0304	frozen fillets	1 041 540
		HS 0304.89	
3 rd	Atlantic, Danube salmon	fresh or chilled; excluding fillets, livers and roes	1 012 650
		HS 0302.14	
4 th	Fish, other than species in 0304	frozen meat; excluding fillets, livers and roes	970 070
		HS 0304.99	
5 th	Fish, other than species in 0305.3	dried, salted or in brine; not smoked	609 210
		HS 0305.39	
6 th	Tunas, skipjack, bonito	prepared or preserved; whole or in pieces	605 000
		HS 1604.14	
7 th	Pacific, Atlantic, Danube salmon	fresh or chilled fillets	555 140
		HS 0304.41	
8 th	Lobsters	frozen	413 150
		HS 0306.12	
9 th	Fish	prepared or preserved	400 370
		HS 1604.20	
10 th	Cod	dried, whether or not salted; not smoked	366 500
		HS 0305.51	

Exports - Top 10 Products (Value)

			USD
1 st	Nile perch, snakeheads	frozen; excluding fillets, livers and roes	5 140
		HS 0303.29	
2 nd	Shrimps, prawns	frozen	2 550
		HS 0306.17	
3 rd	Pacific, Atlantic, Danube salmon	fresh or chilled fillets	1 560
		HS 0304.41	
4 th	Lobsters	frozen	770
		HS 0306.12	
5 th	Fish, other than species in 1604	prepared or preserved; whole or in pieces	330
		HS 1604.19	
6 th	Tunas, skipjack, bonito	prepared or preserved; whole or in pieces	110
		HS 1604.14	

A GLOBEFISH Product

Information, Disclaimer

Sources

Established in 1984, GLOBEFISH is a multi-donor funded project in the Fisheries Division of the Food and Agriculture Organization of the United Nations (FAO), responsible for providing up-to-date market and trade information on fish and fish products.

[Visit our website](#)

[Subscribe to our newsletter](#) or [email us](#)

Recent Publications



[Globefish Highlights](#)

Our flagship publication, focused on prices and analysis of market trends covering a variety of major commodities. Released quarterly.



[Chinese Fish Price Report](#)

Comprehensive coverage of Chinese price trends, market information for commercially significant species, along with industry news and policy updates. Released quarterly.



[European Price Report](#)

Market and price analysis for fish and fish products in the European market. Released monthly.



This is the second edition of the GLOBEFISH Market Profiles produced for this country, and was made at the beginning of 2023.

These profiles are based on nationally reported data or information published by international agencies. As the profile is intended to reflect the most up to date information available, reporting years may vary between sections and commodities.

The designations employed and the presentation of material in this information product do not imply the expression of any opinion whatsoever on the part of FAO concerning the legal or constitutional status of any country, territory or sea area, or the delimitation of frontiers or boundaries.

The data herein presented is compiled by FAO staff at the time of its production, "as is" and "as available", and every effort is made to ensure, but not guarantee, their timeliness, accuracy and completeness. FAO assumes no responsibility for errors and omissions in the data provided. Users are, however, kindly asked to report any errors or deficiencies in this product to FAO GLOBEFISH (globefish@fao.org).

Please note

Re-exports and re-imports are not included. The term N/A has been used to indicate that information was not found in the indicated sources. The classification of fish and fish products as either processed or unprocessed is very broad and is intended for indicative purposes only.

[HS codes for fish and fish products](#)

International trade codes for fish and fish products in a user friendly format.



Sources and time periods:

-Fishing and aquaculture production (2020):
FAO's [Global Fishery and Aquaculture Production Statistics](#)

-Fish available for consumption (2017):
FAO's [Fishery and Aquaculture Statistics 2019](#)

-Population (2020), GDP Growth (2016-2020), GDP per Capita (2020):
IMF's [World Economic Outlook Databases](#)

-Imports, Exports and Share of Trade (2020):
FAO's [Global Fishery and Aquaculture Commodities Statistics](#)

-GDP, GDP from fisheries, GDP from agriculture (2020):
World Bank's [World Development Indicators](#),
OECD's [National Accounts Statistics](#) or
UNSD's [National Accounts](#)

-Ease of doing business (2020):
World Bank's [Ease of Doing Business](#) ranking

-Length of Coastline, Exclusive Economic Zone, Exclusive Fishing Zone (2003):
UNEP's [Global Environment Outlook](#)

[GLOBEFISH](#)

Explore more market information on the GLOBEFISH website



[European Price Dashboard](#)

Hundreds of prices, updated every Monday

