



## COUNTRY BRIEF

Population	Ease of doing business rank
15 678 000	144th
Length of coastline	EEZ/EFZ
1 127 km	N/A
Average GDP growth	GDP per capita
6.50%	USD 1 600

GDP from fisheries

5.03%

Fish available for consumption

42.7 kg/capita

Imports of fish and fish  
products - 2020

USD 22 563 150

Agricultural GDP from fisheries

N/A

Fisheries and aquaculture  
production

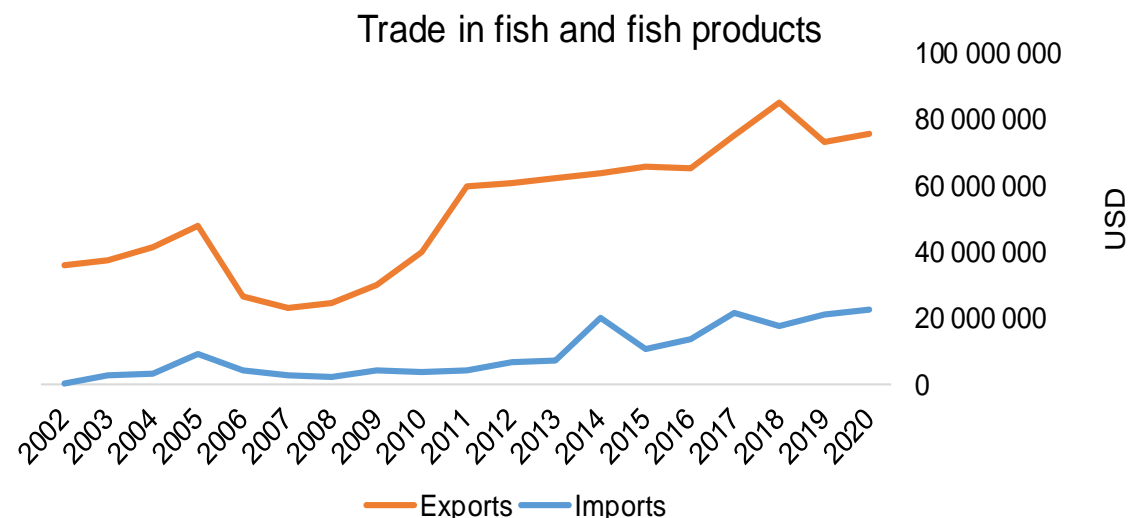
Total 932 260 tonnes

Fisheries 57%

Aquaculture 43%

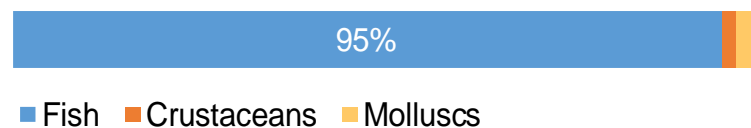
Exports of fish and fish  
products - 2020

USD 75 848 330




## Production and Trade Breakdown

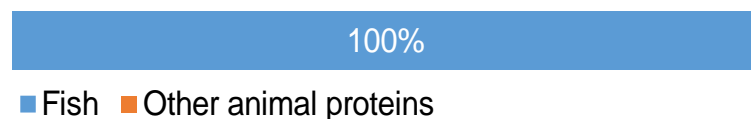
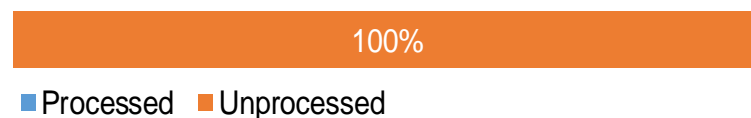
### Production by volume



### Imports by value



### Exports by value



## Production - Top 10 Species (Volume)

		Tonnes
1 <sup>st</sup>	Freshwater fishes nei	409 625
2 <sup>nd</sup>	Pangas catfishes nei	118 000
3 <sup>rd</sup>	Marine fishes nei	97 035
4 <sup>th</sup>	Striped snakehead	87 000
5 <sup>th</sup>	Silver barb	66 000
6 <sup>th</sup>	Cyprinids nei	42 000
7 <sup>th</sup>	Snakeskin gourami	25 000
8 <sup>th</sup>	Nile tilapia	14 000
9 <sup>th</sup>	Torpedo-shaped catfishes nei	9 500
10 <sup>th</sup>	Blood cockle	9 200

## Imports - Top 10 Products (Value)

1 <sup>st</sup>	Flours, meals, pellets. Unfit for human consumption	from fish or aquatic invertebrates HS 2301.20	USD 6 694 070
2 <sup>nd</sup>	Mackerel	prepared or preserved; whole or in pieces HS 1604.15	3 663 100
3 <sup>rd</sup>	Fish	live HS 0301.99	3 139 040
4 <sup>th</sup>	Fish	prepared or preserved HS 1604.20	1 670 780
5 <sup>th</sup>	Sardines, sardinella, brisling or sprats	prepared or preserved; whole or in pieces HS 1604.13	1 526 250
6 <sup>th</sup>	Shrimps, prawns	prepared or preserved, not in airtight containers HS 1605.21	874 100
7 <sup>th</sup>	Tunas, skipjack, bonito	prepared or preserved; whole or in pieces HS 1604.14	742 900
8 <sup>th</sup>	Atlantic, Danube salmon	fresh or chilled; excluding fillets, livers and roes HS 0302.14	648 590
9 <sup>th</sup>	Aquatic invertebrates, other than species in 1605	prepared or preserved HS 1605.69	602 980
10 <sup>th</sup>	Shrimps, prawns	frozen HS 0306.17	375 920

## Exports - Top 10 Products (Value)

1 <sup>st</sup>	Fish, other than species in 0302	fresh or chilled; excluding fillets, livers and roes HS 0302.89	USD 54 000 000
2 <sup>nd</sup>	Fish, other than species in 0303	frozen; excluding fillets, livers and roes HS 0303.89	21 500 000
3 <sup>rd</sup>	Flat fish	fresh or chilled; excluding fillets, livers and roes HS 0302.29	222 170
4 <sup>th</sup>	Shrimps, prawns	frozen HS 0306.17	63 140
5 <sup>th</sup>	Octopus	live, fresh or chilled HS 0307.51	28 060
6 <sup>th</sup>	Octopus	dried, smoked, salted or in brine HS 0307.59	12 300
7 <sup>th</sup>	Fish	dried, whether or not salted; not smoked HS 0305.59	10 910
8 <sup>th</sup>	Shrimps, prawns	dried, smoked, salted or in brine HS 0306.95	6 560
9 <sup>th</sup>	Fish	live HS 0301.99	4 940
10 <sup>th</sup>	Fish, other than species in 0305	salted or in brine, not dried or smoked HS 0305.69	250

# A GLOBEFISH Product

# Information, Disclaimer


# Sources

Established in 1984, GLOBEFISH is a multi-donor funded project in the Fisheries Division of the Food and Agriculture Organization of the United Nations (FAO), responsible for providing up-to-date market and trade information on fish and fish products.

[Visit our website](#)

[Subscribe to our newsletter](#) or [email us](#)

## Recent Publications



### [Globefish Highlights](#)

Our flagship publication, focused on prices and analysis of market trends covering a variety of major commodities. Released quarterly.



### [Chinese Fish Price Report](#)

Comprehensive coverage of Chinese price trends, market information for commercially significant species, along with industry news and policy updates. Released quarterly.



### [European Price Report](#)

Market and price analysis for fish and fish products in the European market. Released monthly.



This is the second edition of the GLOBEFISH Market Profiles produced for this country, and was made at the beginning of 2023.

These profiles are based on nationally reported data or information published by international agencies. As the profile is intended to reflect the most up to date information available, reporting years may vary between sections and commodities.

The designations employed and the presentation of material in this information product do not imply the expression of any opinion whatsoever on the part of FAO concerning the legal or constitutional status of any country, territory or sea area, or the delimitation of frontiers or boundaries.

The data herein presented is compiled by FAO staff at the time of its production, "as is" and "as available", and every effort is made to ensure, but not guarantee, their timeliness, accuracy and completeness. FAO assumes no responsibility for errors and omissions in the data provided. Users are, however, kindly asked to report any errors or deficiencies in this product to FAO GLOBEFISH ([globefish@fao.org](mailto:globefish@fao.org)).

### Please note

Re-exports and re-imports are not included. The term N/A has been used to indicate that information was not found in the indicated sources. The classification of fish and fish products as either processed or unprocessed is very broad and is intended for indicative purposes only.

### [HS codes for fish and fish products](#)

International trade codes for fish and fish products in a user friendly format.



Sources and time periods:

-Fishing and aquaculture production (2020):  
FAO's [Global Fishery and Aquaculture Production Statistics](#)

-Fish available for consumption (2017):  
FAO's [Fishery and Aquaculture Statistics 2019](#)

-Population (2020), GDP Growth (2016-2020), GDP per Capita (2020):  
IMF's [World Economic Outlook Databases](#)

-Imports, Exports and Share of Trade (2020):  
FAO's [Global Fishery and Aquaculture Commodities Statistics](#)

-GDP, GDP from fisheries, GDP from agriculture (2020):  
World Bank's [World Development Indicators](#),  
OECD's [National Accounts Statistics](#) or  
UNSD's [National Accounts](#)

-Ease of doing business (2020):  
World Bank's [Ease of Doing Business](#) ranking

-Length of Coastline, Exclusive Economic Zone, Exclusive Fishing Zone (2003):  
UNEP's [Global Environment Outlook](#)

### [GLOBEFISH](#)

Explore more market information on the GLOBEFISH website



### [European Price Dashboard](#)

Hundreds of prices, updated every Monday

