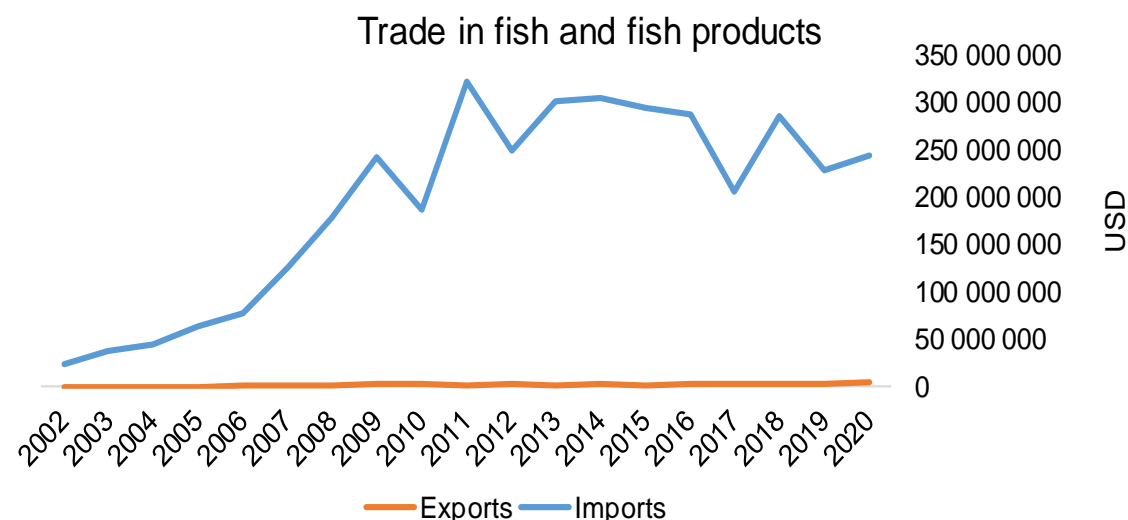




COUNTRY BRIEF

Population	Ease of doing business rank
26 546 000	167th
Length of coastline	Exclusive economic zone
1 799 km	10 900 km ²
Average GDP growth	GDP per capita
4.07%	USD 1 500



GDP from fisheries

0.32%

Fish available for consumption

18.1 kg/capita

Imports of fish and fish
products - 2020

USD 244 937 740

Agricultural GDP from fisheries

1.81%

Fisheries and aquaculture
production

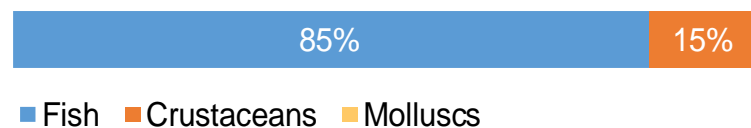
Total	285 186 tonnes
Fisheries	99%
Aquaculture	1%

Exports of fish and fish
products - 2020

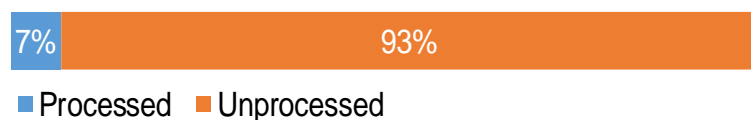
USD 4 075 630

Production and Trade Breakdown

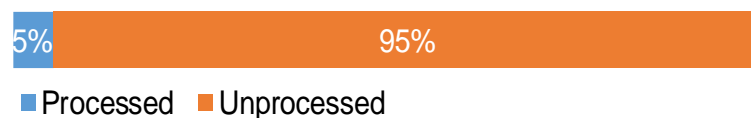
Production by volume



Imports by value



Exports by value



Production - Top 10 Species (Volume)

		Tonnes
1 st	Bonga shad	95 100
2 nd	Penaeus shrimps nei	30 820
3 rd	Freshwater fishes nei	30 640
4 th	West African croakers nei	21 720
5 th	Bobo croaker	13 560
6 th	Marine fishes nei	12 150
7 th	Marine crabs nei	10 440
8 th	Barracudas nei	8 690
9 th	Sea catfishes nei	8 580
10 th	Threadfins, tasselfishes nei	8 140

Imports - Top 10 Products (Value)

			USD
1 st	Fish, other than species in 0303	frozen; excluding fillets, livers and roes HS 0303.89	102 121 280
2 nd	Jack, horse mackerel	frozen; excluding fillets, livers and roes HS 0303.55	93 570 880
3 rd	Sardines, sardinella, brisling or sprats	prepared or preserved; whole or in pieces HS 1604.13	14 309 580
4 th	Blue whittings	frozen; excluding fillets, livers and roes HS 0303.68	13 063 730
5 th	Sardines, sardinella, brisling or sprats	frozen; excluding fillets, livers and roes HS 0303.53	9 150 920
6 th	Mackerel	frozen; excluding fillets, livers and roes HS 0303.54	4 355 030
7 th	Tilapias	frozen; excluding fillets, livers and roes HS 0303.23	2 596 000
8 th	Fish, other than species in 0302	fresh or chilled; excluding fillets, livers and roes HS 0302.89	1 115 230
9 th	Catfish	frozen; excluding fillets, livers and roes HS 0303.24	905 660
10 th	Hake	frozen; excluding fillets, livers and roes HS 0303.66	476 240

Exports - Top 10 Products (Value)

			USD
1 st	Shrimps, prawns	frozen HS 0306.17	2 087 360
2 nd	Sardines, sardinella, brisling or sprats	frozen; excluding fillets, livers and roes HS 0303.53	1 680 320
3 rd	Fish, other than species in 0305.4	smoked, including fillets HS 0305.49	82 000
4 th	Fish	dried, whether or not salted; not smoked HS 0305.59	50 480
5 th	Squid, cuttlefish	frozen HS 0307.43	41 410
6 th	Fish	prepared or preserved HS 1604.20	39 580
7 th	Freshwater ornamental fish	live HS 0301.11	25 830
8 th	Crustaceans	prepared or preserved HS 1605.40	20 820
9 th	Shrimps, prawns	frozen; cold-water species HS 0306.16	14 670
10 th	Shrimps, prawns	dried, smoked, salted or in brine HS 0306.95	6 990

A GLOBEFISH Product

Information, Disclaimer

Sources

Established in 1984, GLOBEFISH is a multi-donor funded project in the Fisheries Division of the Food and Agriculture Organization of the United Nations (FAO), responsible for providing up-to-date market and trade information on fish and fish products.

[Visit our website](#)

[Subscribe to our newsletter](#) or [email us](#)

Recent Publications



[Globefish Highlights](#)

Our flagship publication, focused on prices and analysis of market trends covering a variety of major commodities. Released quarterly.



[Chinese Fish Price Report](#)

Comprehensive coverage of Chinese price trends, market information for commercially significant species, along with industry news and policy updates. Released quarterly.



[European Price Report](#)

Market and price analysis for fish and fish products in the European market. Released monthly.



This is the second edition of the GLOBEFISH Market Profiles produced for this country, and was made at the beginning of 2023.

These profiles are based on nationally reported data or information published by international agencies. As the profile is intended to reflect the most up to date information available, reporting years may vary between sections and commodities.

The designations employed and the presentation of material in this information product do not imply the expression of any opinion whatsoever on the part of FAO concerning the legal or constitutional status of any country, territory or sea area, or the delimitation of frontiers or boundaries.

The data herein presented is compiled by FAO staff at the time of its production, "as is" and "as available", and every effort is made to ensure, but not guarantee, their timeliness, accuracy and completeness. FAO assumes no responsibility for errors and omissions in the data provided. Users are, however, kindly asked to report any errors or deficiencies in this product to FAO GLOBEFISH (globefish@fao.org).

Please note

Re-exports and re-imports are not included. The term N/A has been used to indicate that information was not found in the indicated sources. The classification of fish and fish products as either processed or unprocessed is very broad and is intended for indicative purposes only.

[HS codes for fish and fish products](#)

International trade codes for fish and fish products in a user friendly format.



Sources and time periods:

-Fishing and aquaculture production (2020):
FAO's [Global Fishery and Aquaculture Production Statistics](#)

-Fish available for consumption (2017):
FAO's [Fishery and Aquaculture Statistics 2019](#)

-Population (2020), GDP Growth (2016-2020), GDP per Capita (2020):
IMF's [World Economic Outlook Databases](#)

-Imports, Exports and Share of Trade (2020):
FAO's [Global Fishery and Aquaculture Commodities Statistics](#)

-GDP, GDP from fisheries, GDP from agriculture (2020):
World Bank's [World Development Indicators](#),
OECD's [National Accounts Statistics](#) or
UNSD's [National Accounts](#)

-Ease of doing business (2020):
World Bank's [Ease of Doing Business](#) ranking

-Length of Coastline, Exclusive Economic Zone, Exclusive Fishing Zone (2003):
UNEP's [Global Environment Outlook](#)

[GLOBEFISH](#)

Explore more market information on the GLOBEFISH website



[European Price Dashboard](#)

Hundreds of prices, updated every Monday

