



### COUNTRY BRIEF

Population	Ease of doing business rank
37 995 000	23rd
Length of coastline	Exclusive economic zone
265 523 km	3 006 240 km <sup>2</sup>
Average GDP growth	GDP per capita
2.25%	USD 43 300

GDP from fisheries

0.11%

Fish available for consumption

22.2 kg/capita

Imports of fish and fish  
products - 2020

USD 2 906 867 460

Agricultural GDP from fisheries

N/A

Fisheries and aquaculture  
production

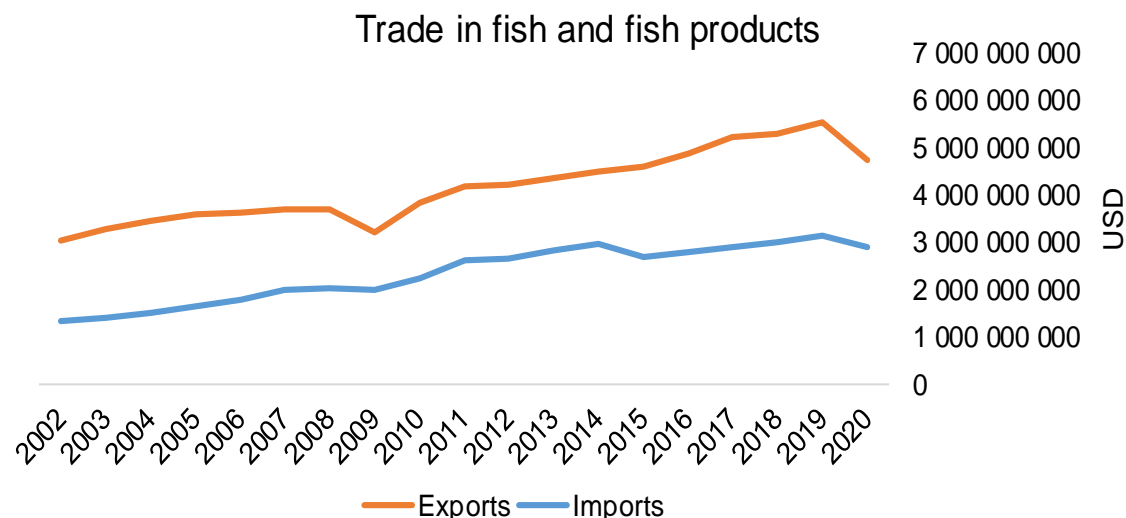
Total 900 801 tonnes

Fisheries 81%

Aquaculture 19%

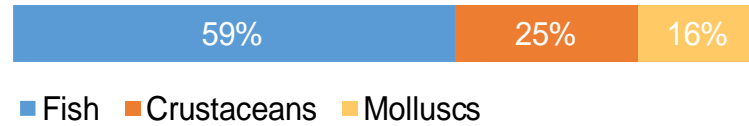
Exports of fish and fish  
products - 2020

USD 4 756 947 570




## Production and Trade Breakdown


### Production by volume



### Imports by value



### Exports by value



## Production - Top 10 Species (Volume)

		Tonnes
1 <sup>st</sup>	Atlantic salmon	120 427
2 <sup>nd</sup>	North Pacific hake	99 904
3 <sup>rd</sup>	Atlantic herring	81 445
4 <sup>th</sup>	Queen crab	71 080
5 <sup>th</sup>	American lobster	68 070
6 <sup>th</sup>	American sea scallop	63 326
7 <sup>th</sup>	Northern prawn	57 820
8 <sup>th</sup>	Stimpson's surf clam	30 271
9 <sup>th</sup>	Capelin	26 391
10 <sup>th</sup>	Haddock	17 033

## Imports - Top 10 Products (Value)

			USD
1 <sup>st</sup>	Shrimps, prawns	frozen	326 038 410
		HS 0306.17	
2 <sup>nd</sup>	Lobsters	live, fresh or chilled	207 387 360
		HS 0306.32	
3 <sup>rd</sup>	Pacific, Atlantic, Danube salmon	fresh or chilled fillets	171 954 390
		HS 0304.41	
4 <sup>th</sup>	Tunas, skipjack, bonito	prepared or preserved; whole or in pieces	167 098 870
		HS 1604.14	
5 <sup>th</sup>	Fish fats or oils and fractions thereof	not chemically modified or from fish-livers	135 564 310
		HS 1504.20	
6 <sup>th</sup>	Shrimps, prawns	prepared or preserved, in airtight containers	134 685 540
		HS 1605.29	
7 <sup>th</sup>	Salmon	prepared or preserved; whole or in pieces	109 692 690
		HS 1604.11	
8 <sup>th</sup>	Pacific, Atlantic, Danube salmon	frozen fillets	103 369 650
		HS 0304.81	
9 <sup>th</sup>	Flours, meals, pellets. Unfit for human consumption	from fish or aquatic invertebrates	97 366 300
		HS 2301.20	
10 <sup>th</sup>	Atlantic, Danube salmon	fresh or chilled; excluding fillets, livers and roes	72 474 890
		HS 0302.14	

## Exports - Top 10 Products (Value)

			USD
1 <sup>st</sup>	Crabs	frozen	833 166 170
		HS 0306.14	
2 <sup>nd</sup>	Lobsters	live, fresh or chilled	736 016 710
		HS 0306.32	
3 <sup>rd</sup>	Lobsters	frozen	591 570 800
		HS 0306.12	
4 <sup>th</sup>	Atlantic, Danube salmon	fresh or chilled; excluding fillets, livers and roes	507 441 930
		HS 0302.14	
5 <sup>th</sup>	Shrimps, prawns	frozen; cold-water species	237 053 710
		HS 0306.16	
6 <sup>th</sup>	Lobsters	prepared or preserved	233 676 770
		HS 1605.030	
7 <sup>th</sup>	Crabs	live, fresh or chilled	136 684 520
		HS 0306.33	
8 <sup>th</sup>	Pacific, Atlantic, Danube salmon	fresh or chilled fillets	115 425 990
		HS 0304.41	
9 <sup>th</sup>	Halibut	fresh or chilled; excluding fillets, livers and roes	91 348 850
		HS 0302.21	
10 <sup>th</sup>	Hake	frozen; excluding fillets, livers and roes	72 717 540
		HS 0303.66	

# A GLOBEFISH Product

# Information, Disclaimer

# Sources

Established in 1984, GLOBEFISH is a multi-donor funded project in the Fisheries Division of the Food and Agriculture Organization of the United Nations (FAO), responsible for providing up-to-date market and trade information on fish and fish products.

[Visit our website](#)

[Subscribe to our newsletter](#) or [email us](#)

## Recent Publications



### [Globefish Highlights](#)

Our flagship publication, focused on prices and analysis of market trends covering a variety of major commodities. Released quarterly.



### [Chinese Fish Price Report](#)

Comprehensive coverage of Chinese price trends, market information for commercially significant species, along with industry news and policy updates. Released quarterly.



### [European Price Report](#)

Market and price analysis for fish and fish products in the European market. Released monthly.



This is the second edition of the GLOBEFISH Market Profiles produced for this country, and was made at the beginning of 2023.

These profiles are based on nationally reported data or information published by international agencies. As the profile is intended to reflect the most up to date information available, reporting years may vary between sections and commodities.

The designations employed and the presentation of material in this information product do not imply the expression of any opinion whatsoever on the part of FAO concerning the legal or constitutional status of any country, territory or sea area, or the delimitation of frontiers or boundaries.

The data herein presented is compiled by FAO staff at the time of its production, "as is" and "as available", and every effort is made to ensure, but not guarantee, their timeliness, accuracy and completeness. FAO assumes no responsibility for errors and omissions in the data provided. Users are, however, kindly asked to report any errors or deficiencies in this product to FAO GLOBEFISH ([globefish@fao.org](mailto:globefish@fao.org)).

### Please note

Re-exports and re-imports are not included. The term N/A has been used to indicate that information was not found in the indicated sources. The classification of fish and fish products as either processed or unprocessed is very broad and is intended for indicative purposes only.

### [HS codes for fish and fish products](#)

International trade codes for fish and fish products in a user friendly format.



Sources and time periods:

-Fishing and aquaculture production (2020):  
FAO's [Global Fishery and Aquaculture Production Statistics](#)

-Fish available for consumption (2017):  
FAO's [Fishery and Aquaculture Statistics 2019](#)

-Population (2020), GDP Growth (2016-2020), GDP per Capita (2020):  
IMF's [World Economic Outlook Databases](#)

-Imports, Exports and Share of Trade (2020):  
FAO's [Global Fishery and Aquaculture Commodities Statistics](#)

-GDP, GDP from fisheries, GDP from agriculture (2020):  
World Bank's [World Development Indicators](#),  
OECD's [National Accounts Statistics](#) or  
UNSD's [National Accounts](#)

-Ease of doing business (2020):  
World Bank's [Ease of Doing Business](#) ranking

-Length of Coastline, Exclusive Economic Zone, Exclusive Fishing Zone (2003):  
UNEP's [Global Environment Outlook](#)

### [GLOBEFISH](#)

Explore more market information on the GLOBEFISH website



### [European Price Dashboard](#)

Hundreds of prices, updated every Monday

