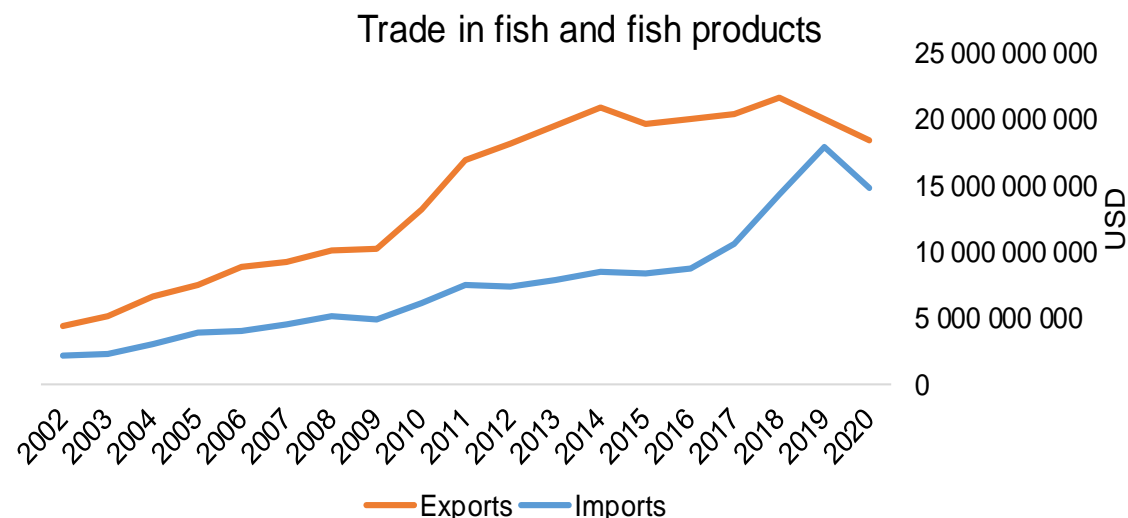




### COUNTRY BRIEF

Population	Ease of doing business rank
1 412 120 000	31st
Length of coastline	EEZ/EFZ
30 017 km	N/A
Average GDP growth	GDP per capita
8.33%	USD 10 500



GDP from fisheries

N/A

Fish available for consumption

38.8 kg/capita

Imports of fish and fish  
products - 2020

USD 14 881 473 060

Agricultural GDP from fisheries

N/A

Fisheries and aquaculture  
production

Total 62 846 352 tonnes

Fisheries 21%

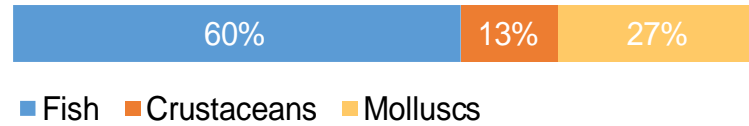
Aquaculture 79%

Exports of fish and fish  
products - 2020

USD 18 481 738 200

## Production and Trade Breakdown

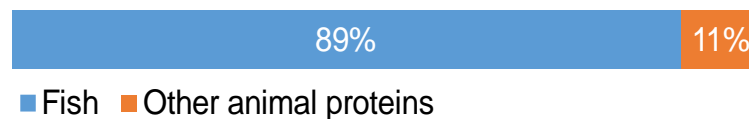
### Production by volume



### Imports by value



### Exports by value



## Production - Top 10 Species (Volume)

		Tonnes
1 <sup>st</sup>	Grass carp (White amur)	5 571 083
2 <sup>nd</sup>	Cupped oysters nei	5 424 632
3 <sup>rd</sup>	Japanese carpet shell	4 217 649
4 <sup>th</sup>	Silver carp	3 812 899
5 <sup>th</sup>	Marine fishes nei	3 648 675
6 <sup>th</sup>	Bighead carp	3 130 301
7 <sup>th</sup>	Common carp	2 896 669
8 <sup>th</sup>	[Carassius spp]	2 748 519
9 <sup>th</sup>	Red swamp crawfish	2 393 699
10 <sup>th</sup>	Whiteleg shrimp	1 862 937

## Imports - Top 10 Products (Value)

			USD
1 <sup>st</sup>	Shrimps, prawns	frozen	3 107 149 730
		HS 0306.17	
2 <sup>nd</sup>	Flours, meals, pellets. Unfit for human consumption	from fish or aquatic invertebrates	1 961 204 770
		HS 2301.20	
3 <sup>rd</sup>	Rock lobster, other sea crawfish	live, fresh or chilled	901 063 540
		HS 0306.31	
4 <sup>th</sup>	Fish, other than species in 0303	frozen; excluding fillets, livers and roes	822 673 180
		HS 0303.89	
5 <sup>th</sup>	Crabs	live, fresh or chilled	803 638 170
		HS 0306.33	
6 <sup>th</sup>	Alaska Pollack	frozen; excluding fillets, livers and roes	689 230 620
		HS 0303.67	
7 <sup>th</sup>	Squid, cuttlefish	frozen	662 856 840
		HS 0307.43	
8 <sup>th</sup>	Cod	frozen; excluding fillets, livers and roes	495 823 320
		HS 0303.63	
9 <sup>th</sup>	Lobsters	live, fresh or chilled	452 726 250
		HS 0306.32	
10 <sup>th</sup>	Catfish	frozen fillets	347 053 780
		HS 0304.62	

## Exports - Top 10 Products (Value)

			USD
1 <sup>st</sup>	Squid, cuttlefish	frozen	1 885 005 410
		HS 0307.43	
2 <sup>nd</sup>	Fish, other than species in 1604	prepared or preserved; whole or in pieces	1 685 878 670
		HS 1604.19	
3 <sup>rd</sup>	Squid, cuttlefish	prepared or preserved	1 197 020 330
		HS 1605.54	
4 <sup>th</sup>	Fish, other than species in 0303	frozen; excluding fillets, livers and roes	823 101 570
		HS 0303.89	
5 <sup>th</sup>	Eels	prepared or preserved; whole or in pieces	777 061 040
		HS 1604.17	
6 <sup>th</sup>	Cod	frozen fillets	639 704 880
		HS 0304.71	
7 <sup>th</sup>	Tunas, skipjack, bonito	prepared or preserved; whole or in pieces	579 153 440
		HS 1604.14	
8 <sup>th</sup>	Alaska Pollack	frozen fillets	563 954 720
		HS 0304.75	
9 <sup>th</sup>	Fish	prepared or preserved	559 314 290
		HS 1604.20	
10 <sup>th</sup>	Shrimps, prawns	prepared or preserved, not in airtight containers	526 627 400
		HS 1605.21	

# A GLOBEFISH Product

# Information, Disclaimer

# Sources

Established in 1984, GLOBEFISH is a multi-donor funded project in the Fisheries Division of the Food and Agriculture Organization of the United Nations (FAO), responsible for providing up-to-date market and trade information on fish and fish products.

[Visit our website](#)

[Subscribe to our newsletter](#) or [email us](#)

## Recent Publications



### [Globefish Highlights](#)

Our flagship publication, focused on prices and analysis of market trends covering a variety of major commodities. Released quarterly.



### [Chinese Fish Price Report](#)

Comprehensive coverage of Chinese price trends, market information for commercially significant species, along with industry news and policy updates. Released quarterly.



### [European Price Report](#)

Market and price analysis for fish and fish products in the European market. Released monthly.



This is the second edition of the GLOBEFISH Market Profiles produced for this country, and was made at the beginning of 2023.

These profiles are based on nationally reported data or information published by international agencies. As the profile is intended to reflect the most up to date information available, reporting years may vary between sections and commodities.

The designations employed and the presentation of material in this information product do not imply the expression of any opinion whatsoever on the part of FAO concerning the legal or constitutional status of any country, territory or sea area, or the delimitation of frontiers or boundaries.

The data herein presented is compiled by FAO staff at the time of its production, "as is" and "as available", and every effort is made to ensure, but not guarantee, their timeliness, accuracy and completeness. FAO assumes no responsibility for errors and omissions in the data provided. Users are, however, kindly asked to report any errors or deficiencies in this product to FAO GLOBEFISH ([globefish@fao.org](mailto:globefish@fao.org)).

### Please note

Re-exports and re-imports are not included. The term N/A has been used to indicate that information was not found in the indicated sources. The classification of fish and fish products as either processed or unprocessed is very broad and is intended for indicative purposes only.

### [HS codes for fish and fish products](#)

International trade codes for fish and fish products in a user friendly format.



Sources and time periods:

-Fishing and aquaculture production (2020):  
FAO's [Global Fishery and Aquaculture Production Statistics](#)

-Fish available for consumption (2017):  
FAO's [Fishery and Aquaculture Statistics 2019](#)

-Population (2020), GDP Growth (2016-2020), GDP per Capita (2020):  
IMF's [World Economic Outlook Databases](#)

-Imports, Exports and Share of Trade (2020):  
FAO's [Global Fishery and Aquaculture Commodities Statistics](#)

-GDP, GDP from fisheries, GDP from agriculture (2020):  
World Bank's [World Development Indicators](#),  
OECD's [National Accounts Statistics](#) or  
UNSD's [National Accounts](#)

-Ease of doing business (2020):  
World Bank's [Ease of Doing Business](#) ranking

-Length of Coastline, Exclusive Economic Zone, Exclusive Fishing Zone (2003):  
UNEP's [Global Environment Outlook](#)

### [GLOBEFISH](#)

Explore more market information on the GLOBEFISH website



### [European Price Dashboard](#)

Hundreds of prices, updated every Monday

