



COUNTRY BRIEF

Population	Ease of doing business rank
7 427 000	3rd
Length of coastline	EEZ
N/A	N/A
Average GDP growth	GDP per capita
1.95%	USD 46 400

GDP from fisheries

N/A

Fish available for consumption

N/A

Imports of fish and fish
products - 2020

USD 2 961 440 550

Agricultural GDP from fisheries

N/A

Fisheries and aquaculture
production

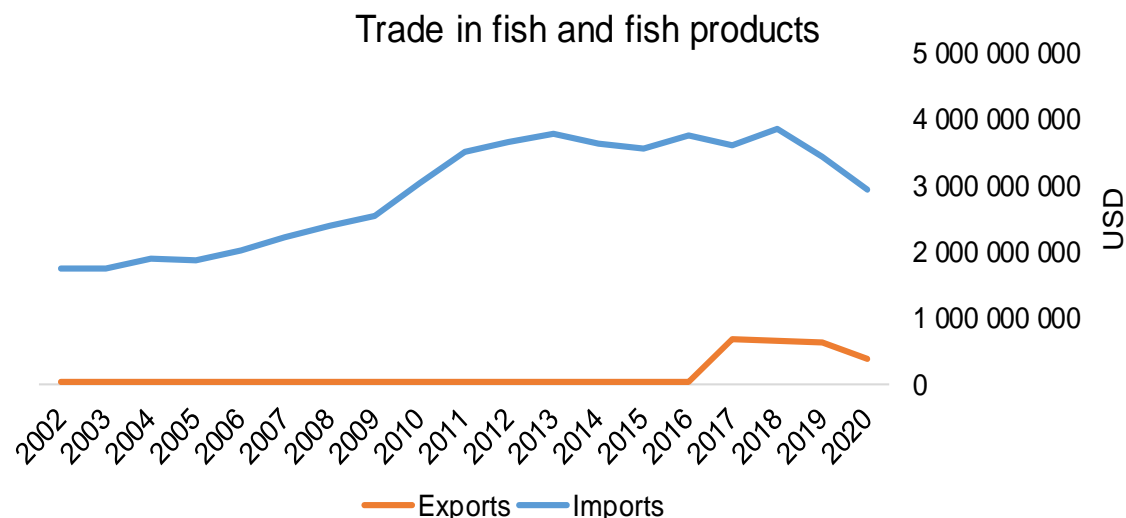
Total 123 263 tonnes

Fisheries 97%

Aquaculture 3%

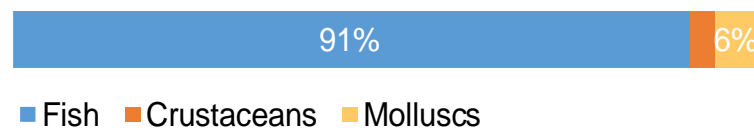
Exports of fish and fish
products - 2020

USD 384 538 550



Production and Trade Breakdown

Production by volume



Imports by value



Exports by value



Production - Top 10 Species (Volume)

		Tonnes
1 st	Marine fishes nei	72 190
2 nd	Threadfin breams nei	12 830
3 rd	Various squids nei	5 550
4 th	Lizardfishes nei	4 450
5 th	Natantian decapods nei	3 510
6 th	Tilefishes nei	3 305
7 th	Bigeyes nei	2 735
8 th	Croakers, drums nei	2 700
9 th	Scads nei	1 985
10 th	Pike-congers nei	1 595

Imports - Top 10 Products (Value)

			USD
1 st	Fish heads, tails, maws	dried, smoked, salted or in brine HS 0305.72	283 212 720
2 nd	Shrimps, prawns	frozen HS 0306.17	242 688 400
3 rd	Fish, other than species in 0302	fresh or chilled; excluding fillets, livers and roes HS 0302.89	169 341 000
4 th	Sea cucumbers	dried, smoked, salted or in brine or smoked HS 0308.19	158 678 990
5 th	Fish	live HS 0301.99	148 919 660
6 th	Fish, other than species in 0303	frozen; excluding fillets, livers and roes HS 0303.89	141 871 660
7 th	Carp	live HS 0301.93	128 262 180
8 th	Fish	prepared or preserved HS 1604.20	97 061 920
9 th	Scallops	dried, smoked, salted or in brine HS 0307.29	91 947 430
10 th	Shrimps, prawns	live, fresh or chilled HS 0306.36	91 938 840

Exports - Top 10 Products (Value)

			USD
1 st	Fish, other than species in 0303	frozen; excluding fillets, livers and roes HS 0303.89	74 475 800
2 nd	Fish	live HS 0301.99	47 344 890
3 rd	Fish heads, tails, maws	dried, smoked, salted or in brine HS 0305.72	38 250 160
4 th	Fish, other than species in 0302	fresh or chilled; excluding fillets, livers and roes HS 0302.89	29 875 910
5 th	Sea cucumbers	dried, smoked, salted or in brine or smoked HS 0308.19	24 160 550
6 th	Shrimps, prawns	frozen HS 0306.17	11 757 530
7 th	Lobsters	live, fresh or chilled HS 0306.32	10 410 450
8 th	Scallops	dried, smoked, salted or in brine HS 0307.29	10 136 430
9 th	Fish	prepared or preserved HS 1604.20	8 404 830
10 th	Halibut	frozen; excluding fillets, livers and roes HS 0303.31	7 681 230

A GLOBEFISH Product

Information, Disclaimer


Sources

Established in 1984, GLOBEFISH is a multi-donor funded project in the Fisheries Division of the Food and Agriculture Organization of the United Nations (FAO), responsible for providing up-to-date market and trade information on fish and fish products.

[Visit our website](#)

[Subscribe to our newsletter](#) or [email us](#)

Recent Publications



[Globefish Highlights](#)

Our flagship publication, focused on prices and analysis of market trends covering a variety of major commodities. Released quarterly.



[Chinese Fish Price Report](#)

Comprehensive coverage of Chinese price trends, market information for commercially significant species, along with industry news and policy updates. Released quarterly.



[European Price Report](#)

Market and price analysis for fish and fish products in the European market. Released monthly.



This is the second edition of the GLOBEFISH Market Profiles produced for this country, and was made at the beginning of 2023.

These profiles are based on nationally reported data or information published by international agencies. As the profile is intended to reflect the most up to date information available, reporting years may vary between sections and commodities.

The designations employed and the presentation of material in this information product do not imply the expression of any opinion whatsoever on the part of FAO concerning the legal or constitutional status of any country, territory or sea area, or the delimitation of frontiers or boundaries.

The data herein presented is compiled by FAO staff at the time of its production, "as is" and "as available", and every effort is made to ensure, but not guarantee, their timeliness, accuracy and completeness. FAO assumes no responsibility for errors and omissions in the data provided. Users are, however, kindly asked to report any errors or deficiencies in this product to FAO GLOBEFISH (globefish@fao.org).

Please note

Re-exports and re-imports are not included. The term N/A has been used to indicate that information was not found in the indicated sources. The classification of fish and fish products as either processed or unprocessed is very broad and is intended for indicative purposes only.

[HS codes for fish and fish products](#)

International trade codes for fish and fish products in a user friendly format.



Sources and time periods:

-Fishing and aquaculture production (2020):
FAO's [Global Fishery and Aquaculture Production Statistics](#)

-Fish available for consumption (2017):
FAO's [Fishery and Aquaculture Statistics 2019](#)

-Population (2020), GDP Growth (2016-2020), GDP per Capita (2020):
IMF's [World Economic Outlook Databases](#)

-Imports, Exports and Share of Trade (2020):
FAO's [Global Fishery and Aquaculture Commodities Statistics](#)

-GDP, GDP from fisheries, GDP from agriculture (2020):
World Bank's [World Development Indicators](#),
OECD's [National Accounts Statistics](#) or
UNSD's [National Accounts](#)

-Ease of doing business (2020):
World Bank's [Ease of Doing Business](#) ranking

-Length of Coastline, Exclusive Economic Zone, Exclusive Fishing Zone (2003):
UNEP's [Global Environment Outlook](#)

[GLOBEFISH](#)

Explore more market information on the GLOBEFISH website



[European Price Dashboard](#)

Hundreds of prices, updated every Monday

