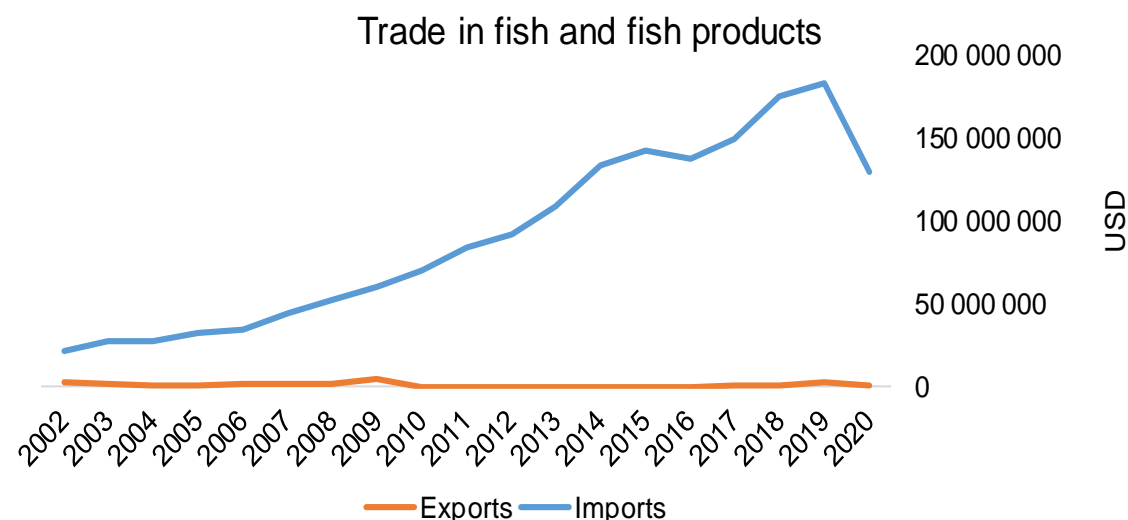




## COUNTRY BRIEF

Population	Ease of doing business rank
683 000	N/A
Length of coastline	EEZ
N/A	N/A
Average GDP growth	GDP per capita
-7.93%	USD 37 500



GDP from fisheries

N/A

Fish available for consumption

N/A

Imports of fish and fish  
products - 2020

USD 130 401 290

Agricultural GDP from fisheries

N/A

Fisheries and aquaculture  
production

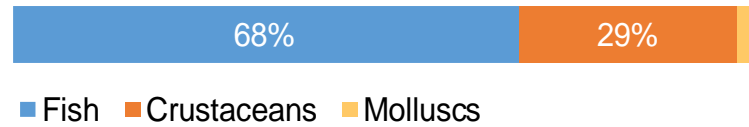
Total	1 500 tonnes
Fisheries	100%
Aquaculture	0%

Exports of fish and fish  
products - 2020

USD 834 870

## Production and Trade Breakdown

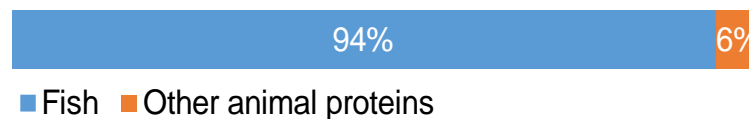
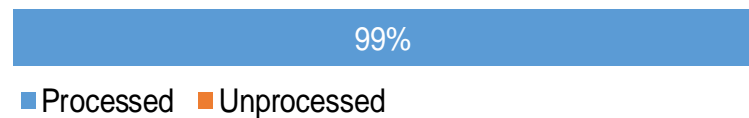
### Production by volume



### Imports by value



### Exports by value



## Production - Top 10 Species (Volume)

		Tonnes
1 <sup>st</sup>	Marine fishes nei	1 020
2 <sup>nd</sup>	Natantian decapods nei	230
3 <sup>rd</sup>	Marine crustaceans nei	210
4 <sup>th</sup>	Marine molluscs nei	40
5 <sup>th</sup>	Freshwater fishes nei	<1

## Imports - Top 10 Products (Value)

			USD
1 <sup>st</sup>	Fish heads, tails, maws	dried, smoked, salted or in brine HS 0305.72	8 322 000
2 <sup>nd</sup>	Shrimps, prawns	frozen HS 0306.17	8 238 290
3 <sup>rd</sup>	Carp	live HS 0301.93	7 659 320
4 <sup>th</sup>	Fish	live HS 0301.99	7 208 940
5 <sup>th</sup>	Fish	prepared or preserved HS 1604.20	6 874 790
6 <sup>th</sup>	Crabs	live, fresh or chilled HS 0306.33	6 254 560
7 <sup>th</sup>	Atlantic, Danube salmon	fresh or chilled; excluding fillets, livers and roes HS 0302.14	5 382 440
8 <sup>th</sup>	Lobsters	live, fresh or chilled HS 0306.32	4 396 250
9 <sup>th</sup>	Fish, other than species in 0302	fresh or chilled; excluding fillets, livers and roes HS 0302.89	4 284 650
10 <sup>th</sup>	Molluscs	live, fresh or chilled HS 0307.91	3 870 640

## Exports - Top 10 Products (Value)

			USD
1 <sup>st</sup>	Fish heads, tails, maws	dried, smoked, salted or in brine HS 0305.72	577 410
2 <sup>nd</sup>	Shark fins	dried, smoked, salted or in brine HS 0305.71	102 180
3 <sup>rd</sup>	Abalone	dried, salted or in brine HS 0307.87	55 970
4 <sup>th</sup>	Fish fats or oils and fractions thereof	not chemically modified or from fish-livers HS 1504.20	29 140
5 <sup>th</sup>	Fish fins, other edible offal	dried, smoked, salted or in brine HS 0305.79	21 950
6 <sup>th</sup>	Abalone	prepared or preserved HS 1605.57	15 330
7 <sup>th</sup>	Sea cucumbers	dried, smoked, salted or in brine or smoked HS 0308.19	6 660
8 <sup>th</sup>	Sardines, sardinella, brisling or sprats	prepared or preserved; whole or in pieces HS 1604.13	6 330
9 <sup>th</sup>	Octopus	frozen HS 0307.52	5 540
10 <sup>th</sup>	Lobsters	prepared or preserved HS 1605.030	3 260

# A GLOBEFISH Product

# Information, Disclaimer


# Sources

Established in 1984, GLOBEFISH is a multi-donor funded project in the Fisheries Division of the Food and Agriculture Organization of the United Nations (FAO), responsible for providing up-to-date market and trade information on fish and fish products.

[Visit our website](#)

[Subscribe to our newsletter](#) or [email us](#)

## Recent Publications



### [Globefish Highlights](#)

Our flagship publication, focused on prices and analysis of market trends covering a variety of major commodities. Released quarterly.



### [Chinese Fish Price Report](#)

Comprehensive coverage of Chinese price trends, market information for commercially significant species, along with industry news and policy updates. Released quarterly.



### [European Price Report](#)

Market and price analysis for fish and fish products in the European market. Released monthly.



This is the second edition of the GLOBEFISH Market Profiles produced for this country, and was made at the beginning of 2023.

These profiles are based on nationally reported data or information published by international agencies. As the profile is intended to reflect the most up to date information available, reporting years may vary between sections and commodities.

The designations employed and the presentation of material in this information product do not imply the expression of any opinion whatsoever on the part of FAO concerning the legal or constitutional status of any country, territory or sea area, or the delimitation of frontiers or boundaries.

The data herein presented is compiled by FAO staff at the time of its production, "as is" and "as available", and every effort is made to ensure, but not guarantee, their timeliness, accuracy and completeness. FAO assumes no responsibility for errors and omissions in the data provided. Users are, however, kindly asked to report any errors or deficiencies in this product to FAO GLOBEFISH ([globefish@fao.org](mailto:globefish@fao.org)).

### Please note

Re-exports and re-imports are not included. The term N/A has been used to indicate that information was not found in the indicated sources. The classification of fish and fish products as either processed or unprocessed is very broad and is intended for indicative purposes only.

### [HS codes for fish and fish products](#)

International trade codes for fish and fish products in a user friendly format.



Sources and time periods:

-Fishing and aquaculture production (2020):  
FAO's [Global Fishery and Aquaculture Production Statistics](#)

-Fish available for consumption (2017):  
FAO's [Fishery and Aquaculture Statistics 2019](#)

-Population (2020), GDP Growth (2016-2020), GDP per Capita (2020):  
IMF's [World Economic Outlook Databases](#)

-Imports, Exports and Share of Trade (2020):  
FAO's [Global Fishery and Aquaculture Commodities Statistics](#)

-GDP, GDP from fisheries, GDP from agriculture (2020):  
World Bank's [World Development Indicators](#),  
OECD's [National Accounts Statistics](#) or  
UNSD's [National Accounts](#)

-Ease of doing business (2020):  
World Bank's [Ease of Doing Business](#) ranking

-Length of Coastline, Exclusive Economic Zone, Exclusive Fishing Zone (2003):  
UNEP's [Global Environment Outlook](#)

### [GLOBEFISH](#)

Explore more market information on the GLOBEFISH website



### [European Price Dashboard](#)

Hundreds of prices, updated every Monday

