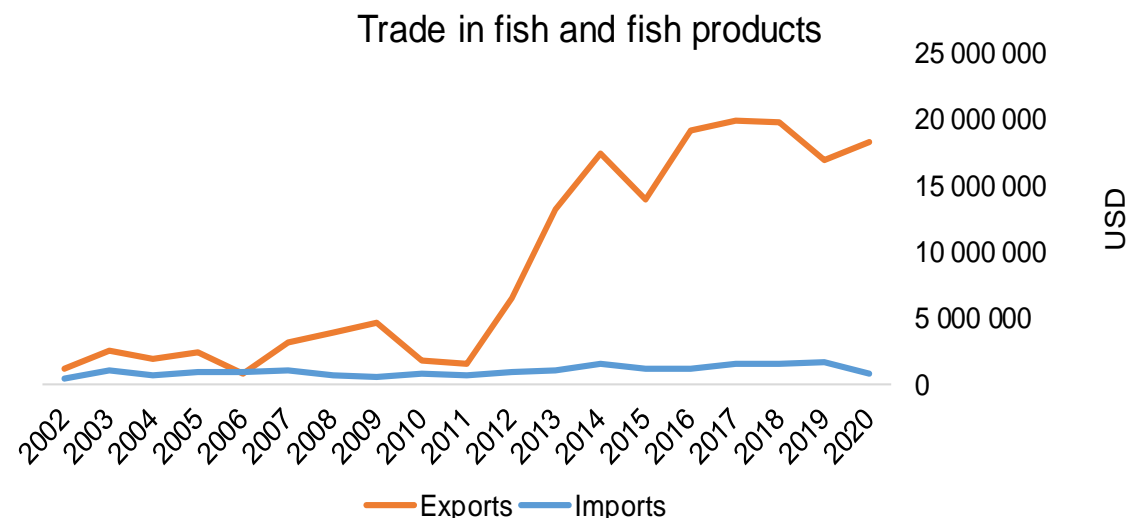




COUNTRY BRIEF

Population	Ease of doing business rank
N/A	N/A
Length of coastline	EEZ/EFZ
N/A	N/A
Average GDP growth	GDP per capita
N/A	N/A



GDP from fisheries

0.46%

Fish available for consumption

61.5 kg/capita

Imports of fish and fish
products - 2020

USD 819 080

Agricultural GDP from fisheries

20.74%

Fisheries and aquaculture
production

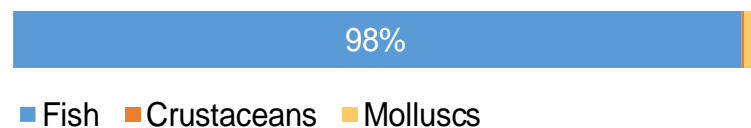
Total	2 663 tonnes
Fisheries	100%
Aquaculture	0%

Exports of fish and fish
products - 2020

USD 18 310 560

Production and Trade Breakdown

Production by volume



Imports by value



Exports by value



Production - Top 10 Species (Volume)

		Tonnes
1 st	Albacore	1 194
2 nd	Yellowfin tuna	564
3 rd	Skipjack tuna	344
4 th	Marine fishes nei	160
5 th	Bigeye tuna	152
6 th	Blue marlin	48
7 th	Groupers nei	40
8 th	Octopuses, etc. nei	30
9 th	Swordfish	26
10 th	Black marlin	21

Imports - Top 10 Products (Value)

1 st	Mackerel	prepared or preserved; whole or in pieces HS 1604.15	USD 196 750
2 nd	Tunas, skipjack, bonito	prepared or preserved; whole or in pieces HS 1604.14	127 090
3 rd	Sardines, sardinella, brisling or sprats	frozen; excluding fillets, livers and roes HS 0303.53	100 990
4 th	Fish	prepared or preserved HS 1604.20	60 520
5 th	Shrimps, prawns	frozen HS 0306.17	38 550
6 th	Fish, other than species in 1604	prepared or preserved; whole or in pieces HS 1604.19	31 490
7 th	Shrimps, prawns	frozen; cold-water species HS 0306.16	30 370
8 th	Shrimps, prawns	prepared or preserved, not in airtight containers HS 1605.21	30 010
9 th	Salmon	prepared or preserved; whole or in pieces HS 1604.11	23 420
10 th	Rock lobster, other sea crawfish	frozen HS 0306.11	17 680

Exports - Top 10 Products (Value)

1 st	Fish, other than species in 0303	frozen; excluding fillets, livers and roes HS 0303.89	USD 14 194 500
2 nd	Fish, other than species in 0304	frozen fillets HS 0304.89	2 913 450
3 rd	Rock lobster, other sea crawfish	frozen HS 0306.11	398 120
4 th	Yellowfin tunas	frozen; excluding fillets, livers and roes HS 0303.42	319 840
5 th	Albacore or longfinned tunas	frozen; excluding fillets, livers and roes HS 0303.41	209 720
6 th	Bigeye tunas	frozen; excluding fillets, livers and roes HS 0303.44	120 540
7 th	Tunas, skipjack, stripe- bellied bonito	frozen fillets HS 0304.87	78 510
8 th	Crabs	frozen HS 0306.14	75 880

A GLOBEFISH Product

Information, Disclaimer


Sources

Established in 1984, GLOBEFISH is a multi-donor funded project in the Fisheries Division of the Food and Agriculture Organization of the United Nations (FAO), responsible for providing up-to-date market and trade information on fish and fish products.

[Visit our website](#)

[Subscribe to our newsletter](#) or [email us](#)

Recent Publications



[Globefish Highlights](#)

Our flagship publication, focused on prices and analysis of market trends covering a variety of major commodities. Released quarterly.



[Chinese Fish Price Report](#)

Comprehensive coverage of Chinese price trends, market information for commercially significant species, along with industry news and policy updates. Released quarterly.



[European Price Report](#)

Market and price analysis for fish and fish products in the European market. Released monthly.



This is the second edition of the GLOBEFISH Market Profiles produced for this country, and was made at the beginning of 2023.

These profiles are based on nationally reported data or information published by international agencies. As the profile is intended to reflect the most up to date information available, reporting years may vary between sections and commodities.

The designations employed and the presentation of material in this information product do not imply the expression of any opinion whatsoever on the part of FAO concerning the legal or constitutional status of any country, territory or sea area, or the delimitation of frontiers or boundaries.

The data herein presented is compiled by FAO staff at the time of its production, "as is" and "as available", and every effort is made to ensure, but not guarantee, their timeliness, accuracy and completeness. FAO assumes no responsibility for errors and omissions in the data provided. Users are, however, kindly asked to report any errors or deficiencies in this product to FAO GLOBEFISH (globefish@fao.org).

Please note

Re-exports and re-imports are not included. The term N/A has been used to indicate that information was not found in the indicated sources. The classification of fish and fish products as either processed or unprocessed is very broad and is intended for indicative purposes only.

[HS codes for fish and fish products](#)

International trade codes for fish and fish products in a user friendly format.



Sources and time periods:

-Fishing and aquaculture production (2020):
FAO's [Global Fishery and Aquaculture Production Statistics](#)

-Fish available for consumption (2017):
FAO's [Fishery and Aquaculture Statistics 2019](#)

-Population (2020), GDP Growth (2016-2020), GDP per Capita (2020):
IMF's [World Economic Outlook Databases](#)

-Imports, Exports and Share of Trade (2020):
FAO's [Global Fishery and Aquaculture Commodities Statistics](#)

-GDP, GDP from fisheries, GDP from agriculture (2020):
World Bank's [World Development Indicators](#),
OECD's [National Accounts Statistics](#) or
UNSD's [National Accounts](#)

-Ease of doing business (2020):
World Bank's [Ease of Doing Business](#) ranking

-Length of Coastline, Exclusive Economic Zone, Exclusive Fishing Zone (2003):
UNEP's [Global Environment Outlook](#)

[GLOBEFISH](#)

Explore more market information on the GLOBEFISH website



[European Price Dashboard](#)

Hundreds of prices, updated every Monday

