



### COUNTRY BRIEF

Population	Ease of doing business rank
N/A	N/A
Length of coastline	Exclusive economic zone
14 519 km	222 204 km <sup>2</sup>
Average GDP growth	GDP per capita
N/A	N/A

GDP from fisheries

N/A

Fish available for consumption

5.7 kg/capita

Imports of fish and fish  
products - 2020

USD 17 622 360

Agricultural GDP from fisheries

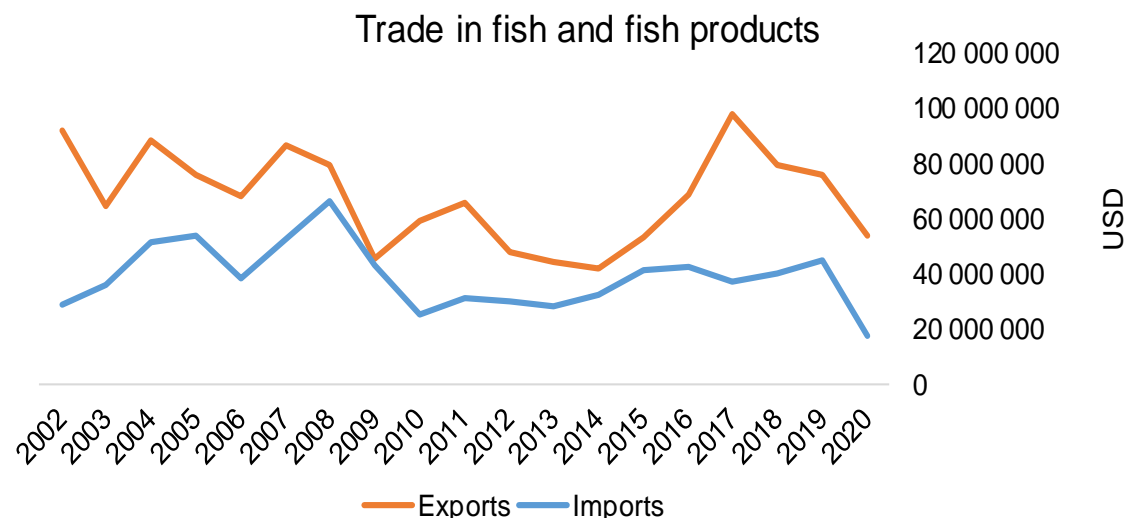
N/A

Fisheries and aquaculture  
production

Total	46 386 tonnes
Fisheries	44%
Aquaculture	56%

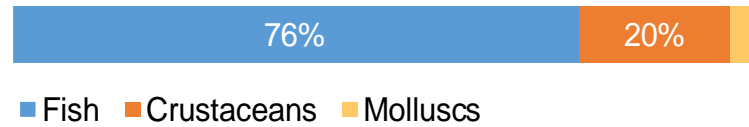
Exports of fish and fish  
products - 2020

USD 54 040 790

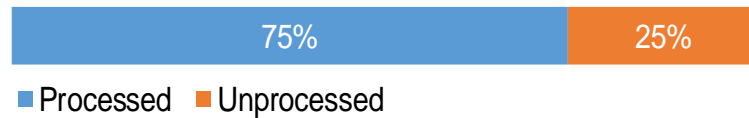


## Production and Trade Breakdown

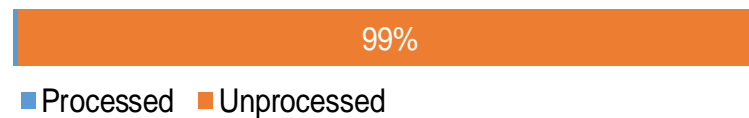
### Production by volume



### Imports by value



### Exports by value



## Production - Top 10 Species (Volume)

		Tonnes
1 <sup>st</sup>	Silver carp	13 530
2 <sup>nd</sup>	Whiteleg shrimp	4 724
3 <sup>rd</sup>	Marine fishes nei	4 502
4 <sup>th</sup>	North African catfish	4 428
5 <sup>th</sup>	Caribbean spiny lobster	3 957
6 <sup>th</sup>	Blue tilapia	2 154
7 <sup>th</sup>	Common carp	1 657
8 <sup>th</sup>	Atlantic thread herring	1 420
9 <sup>th</sup>	Mojarras, etc. nei	1 360
10 <sup>th</sup>	Rays, stingrays, mantas nei	1 206

## Imports - Top 10 Products (Value)

			USD
1 <sup>st</sup>	Tunas, skipjack, bonito	prepared or preserved; whole or in pieces HS 1604.14	4 700 580
2 <sup>nd</sup>	Jack, horse mackerel	frozen; excluding fillets, livers and roes HS 0303.55	3 128 310
3 <sup>rd</sup>	Fish	prepared or preserved HS 1604.20	2 023 500
4 <sup>th</sup>	Sardines, sardinella, brisling or sprats	prepared or preserved; whole or in pieces HS 1604.13	2 019 410
5 <sup>th</sup>	Mackerel	prepared or preserved; whole or in pieces HS 1604.15	1 357 220
6 <sup>th</sup>	Flours, meals, pellets. Unfit for human consumption	from fish or aquatic invertebrates HS 2301.20	1 243 730
7 <sup>th</sup>	Squid, cuttlefish	frozen HS 0307.43	556 740
8 <sup>th</sup>	Fish, other than species in 0304	frozen fillets HS 0304.89	260 080
9 <sup>th</sup>	Pacific, Atlantic, Danube salmon	frozen fillets HS 0304.81	233 580
10 <sup>th</sup>	Animal feed	of fish, marine invertebrates or mammals HS 2309.90	214 050

## Exports - Top 10 Products (Value)

			USD
1 <sup>st</sup>	Rock lobster, other sea crawfish	frozen HS 0306.11	36 976 110
2 <sup>nd</sup>	Shrimps, prawns	frozen HS 0306.17	11 421 440
3 <sup>rd</sup>	Eels	live HS 0301.92	2 806 110
4 <sup>th</sup>	Sea cucumbers	frozen HS 0308.12	701 580
5 <sup>th</sup>	Crustaceans	frozen; includes derivative flours, meals and pellets HS 0306.19	585 640
6 <sup>th</sup>	Lobsters	frozen HS 0306.12	311 080
7 <sup>th</sup>	Rock lobster, other sea crawfish	live, fresh or chilled HS 0306.31	299 850
8 <sup>th</sup>	Nile perch, snakeheads	frozen; excluding fillets, livers and roes HS 0303.29	269 770
9 <sup>th</sup>	Molluscs	dried, smoked, salted or in brine HS 0307.99	236 690
10 <sup>th</sup>	Fish, other than species in 0303	frozen; excluding fillets, livers and roes HS 0303.89	119 720

# A GLOBEFISH Product

# Information, Disclaimer

# Sources

Established in 1984, GLOBEFISH is a multi-donor funded project in the Fisheries Division of the Food and Agriculture Organization of the United Nations (FAO), responsible for providing up-to-date market and trade information on fish and fish products.

[Visit our website](#)

[Subscribe to our newsletter](#) or [email us](#)

## Recent Publications



### [Globefish Highlights](#)

Our flagship publication, focused on prices and analysis of market trends covering a variety of major commodities. Released quarterly.



### [Chinese Fish Price Report](#)

Comprehensive coverage of Chinese price trends, market information for commercially significant species, along with industry news and policy updates. Released quarterly.



### [European Price Report](#)

Market and price analysis for fish and fish products in the European market. Released monthly.



This is the second edition of the GLOBEFISH Market Profiles produced for this country, and was made at the beginning of 2023.

These profiles are based on nationally reported data or information published by international agencies. As the profile is intended to reflect the most up to date information available, reporting years may vary between sections and commodities.

The designations employed and the presentation of material in this information product do not imply the expression of any opinion whatsoever on the part of FAO concerning the legal or constitutional status of any country, territory or sea area, or the delimitation of frontiers or boundaries.

The data herein presented is compiled by FAO staff at the time of its production, "as is" and "as available", and every effort is made to ensure, but not guarantee, their timeliness, accuracy and completeness. FAO assumes no responsibility for errors and omissions in the data provided. Users are, however, kindly asked to report any errors or deficiencies in this product to FAO GLOBEFISH ([globefish@fao.org](mailto:globefish@fao.org)).

### Please note

Re-exports and re-imports are not included. The term N/A has been used to indicate that information was not found in the indicated sources. The classification of fish and fish products as either processed or unprocessed is very broad and is intended for indicative purposes only.

### [HS codes for fish and fish products](#)

International trade codes for fish and fish products in a user friendly format.



Sources and time periods:

-Fishing and aquaculture production (2020):  
FAO's [Global Fishery and Aquaculture Production Statistics](#)

-Fish available for consumption (2017):  
FAO's [Fishery and Aquaculture Statistics 2019](#)

-Population (2020), GDP Growth (2016-2020), GDP per Capita (2020):  
IMF's [World Economic Outlook Databases](#)

-Imports, Exports and Share of Trade (2020):  
FAO's [Global Fishery and Aquaculture Commodities Statistics](#)

-GDP, GDP from fisheries, GDP from agriculture (2020):  
World Bank's [World Development Indicators](#),  
OECD's [National Accounts Statistics](#) or  
UNSD's [National Accounts](#)

-Ease of doing business (2020):  
World Bank's [Ease of Doing Business](#) ranking

-Length of Coastline, Exclusive Economic Zone, Exclusive Fishing Zone (2003):  
UNEP's [Global Environment Outlook](#)

### [GLOBEFISH](#)

Explore more market information on the GLOBEFISH website



### [European Price Dashboard](#)

Hundreds of prices, updated every Monday

