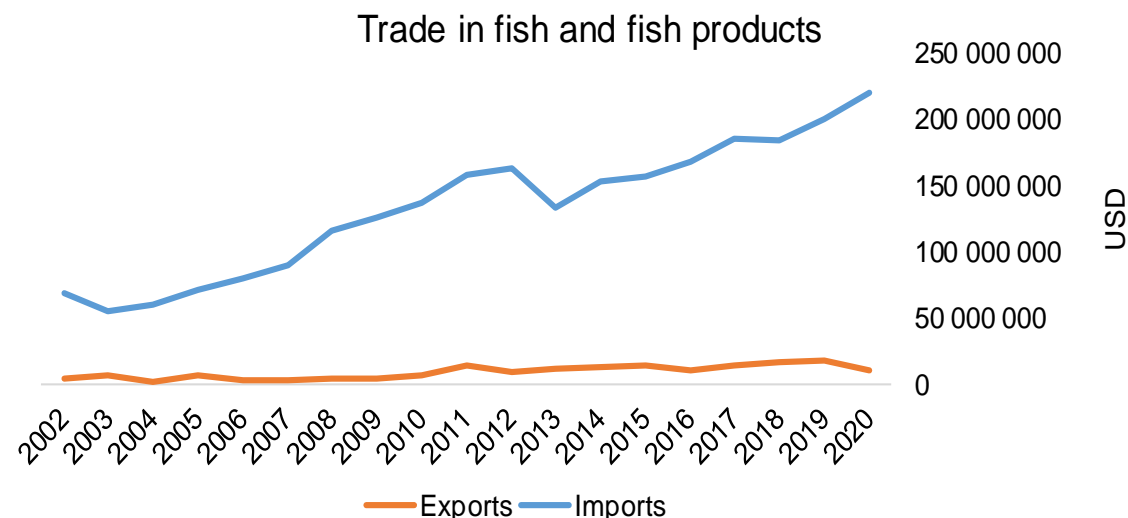




COUNTRY BRIEF

| | |
|---------------------|-----------------------------|
| Population | Ease of doing business rank |
| 10 448 000 | 115th |
| Length of coastline | Exclusive economic zone |
| 1 612 km | 246 454 km ² |
| Average GDP growth | GDP per capita |
| 6.46% | USD 7 600 |



GDP from fisheries

N/A

Fish available for consumption

8.5 kg/capita

Imports of fish and fish
products - 2020

USD 220 281 110

Agricultural GDP from fisheries

N/A

Fisheries and aquaculture
production


| | |
|-------------|---------------|
| Total | 12 560 tonnes |
| Fisheries | 79% |
| Aquaculture | 21% |

Exports of fish and fish
products - 2020


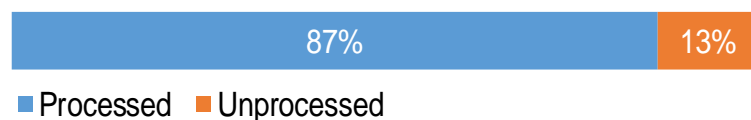
USD 10 485 300

Production and Trade Breakdown



Production by volume



Imports by value



Exports by value



Production - Top 10 Species (Volume)

| | | Tonnes |
|------------------|-------------------------|--------|
| 1 st | Stromboid conchs nei | 2 270 |
| 2 nd | Caribbean spiny lobster | 1 554 |
| 3 rd | Tilapias nei | 1 244 |
| 4 th | Groupers nei | 958 |
| 5 th | Marine fishes nei | 944 |
| 6 th | Snappers, jobfishes nei | 942 |
| 7 th | Striped catfish | 550 |
| 8 th | Nile tilapia | 450 |
| 9 th | Southern red snapper | 335 |
| 10 th | Common carp | 324 |

Imports - Top 10 Products (Value)

| | | | |
|------------------|---|--|-------------------|
| 1 st | Cod | dried, whether or not salted; not smoked HS 0305.51 | USD 55 588 260 |
| 2 nd | Sardines, sardinella, brisling or sprats | prepared or preserved; whole or in pieces HS 1604.13 | 50 805 330 |
| 3 rd | Herrings | smoked, including fillets HS 0305.42 | 30 405 120 |
| 4 th | Tunas, skipjack, bonito | prepared or preserved; whole or in pieces HS 1604.14 | 25 631 710 |
| 5 th | Crustaceans | frozen; includes derivative flours, meals and pellets HS 0306.19 | 7 204 290 |
| 6 th | Shrimps, prawns | frozen; cold-water species HS 0306.16 | 4 169 840 |
| 7 th | Flours, meals, pellets. Unfit for human consumption | from fish or aquatic invertebrates HS 2301.20 | 3 844 140 |
| 8 th | Pacific, Atlantic, Danube salmon | frozen fillets HS 0304.81 | 3 520 610 |
| 9 th | Tilapias | frozen; excluding fillets, livers and roes HS 0303.23 | 2 707 620 |
| 10 th | Shrimps, prawns | frozen HS 0306.17 | 2 217 650 |

Exports - Top 10 Products (Value)

| | | | |
|------------------|-------------------------------|--|------------------|
| 1 st | Herrings | smoked, including fillets HS 0305.42 | USD 4 441 260 |
| 2 nd | Cod | dried, whether or not salted; not smoked HS 0305.51 | 2 010 200 |
| 3 rd | Eels | live HS 0301.92 | 1 710 000 |
| 4 th | Crustaceans | frozen; includes derivative flours, meals and pellets HS 0306.19 | 379 550 |
| 5 th | Salmonidae | fresh or chilled; excluding fillets, livers and roes HS 0302.19 | 316 060 |
| 6 th | Freshwater ornamental fish | live HS 0301.11 | 311 800 |
| 7 th | Flat fish | frozen; excluding fillets, livers and roes HS 0303.39 | 302 840 |
| 8 th | Cod | fresh or chilled; excluding fillets, livers and roes HS 0302.51 | 287 920 |
| 9 th | Herrings | prepared or preserved; whole or in pieces HS 1604.12 | 221 360 |
| 10 th | Salmon | prepared or preserved; whole or in pieces HS 1604.11 | 140 610 |

A GLOBEFISH Product

Information, Disclaimer

Sources

Established in 1984, GLOBEFISH is a multi-donor funded project in the Fisheries Division of the Food and Agriculture Organization of the United Nations (FAO), responsible for providing up-to-date market and trade information on fish and fish products.

[Visit our website](#)

[Subscribe to our newsletter](#) or [email us](#)

Recent Publications



[Globefish Highlights](#)

Our flagship publication, focused on prices and analysis of market trends covering a variety of major commodities. Released quarterly.



[Chinese Fish Price Report](#)

Comprehensive coverage of Chinese price trends, market information for commercially significant species, along with industry news and policy updates. Released quarterly.



[European Price Report](#)

Market and price analysis for fish and fish products in the European market. Released monthly.



This is the second edition of the GLOBEFISH Market Profiles produced for this country, and was made at the beginning of 2023.

These profiles are based on nationally reported data or information published by international agencies. As the profile is intended to reflect the most up to date information available, reporting years may vary between sections and commodities.

The designations employed and the presentation of material in this information product do not imply the expression of any opinion whatsoever on the part of FAO concerning the legal or constitutional status of any country, territory or sea area, or the delimitation of frontiers or boundaries.

The data herein presented is compiled by FAO staff at the time of its production, "as is" and "as available", and every effort is made to ensure, but not guarantee, their timeliness, accuracy and completeness. FAO assumes no responsibility for errors and omissions in the data provided. Users are, however, kindly asked to report any errors or deficiencies in this product to FAO GLOBEFISH (globefish@fao.org).

Please note

Re-exports and re-imports are not included. The term N/A has been used to indicate that information was not found in the indicated sources. The classification of fish and fish products as either processed or unprocessed is very broad and is intended for indicative purposes only.

[HS codes for fish and fish products](#)

International trade codes for fish and fish products in a user friendly format.



Sources and time periods:

-Fishing and aquaculture production (2020):
FAO's [Global Fishery and Aquaculture Production Statistics](#)

-Fish available for consumption (2017):
FAO's [Fishery and Aquaculture Statistics 2019](#)

-Population (2020), GDP Growth (2016-2020), GDP per Capita (2020):
IMF's [World Economic Outlook Databases](#)

-Imports, Exports and Share of Trade (2020):
FAO's [Global Fishery and Aquaculture Commodities Statistics](#)

-GDP, GDP from fisheries, GDP from agriculture (2020):
World Bank's [World Development Indicators](#),
OECD's [National Accounts Statistics](#) or
UNSD's [National Accounts](#)

-Ease of doing business (2020):
World Bank's [Ease of Doing Business](#) ranking

-Length of Coastline, Exclusive Economic Zone, Exclusive Fishing Zone (2003):
UNEP's [Global Environment Outlook](#)

[GLOBEFISH](#)

Explore more market information on the GLOBEFISH website



[European Price Dashboard](#)

Hundreds of prices, updated every Monday

