



### COUNTRY BRIEF

Population	Ease of doing business rank
3 546 000	189th
Length of coastline	EEZ/EFZ
3 446 km	N/A
Average GDP growth	GDP per capita
-0.81%	USD 600

GDP from fisheries

N/A

Fish available for consumption

1.2 kg/capita

Imports of fish and fish  
products - 2020

USD 210 070

Agricultural GDP from fisheries

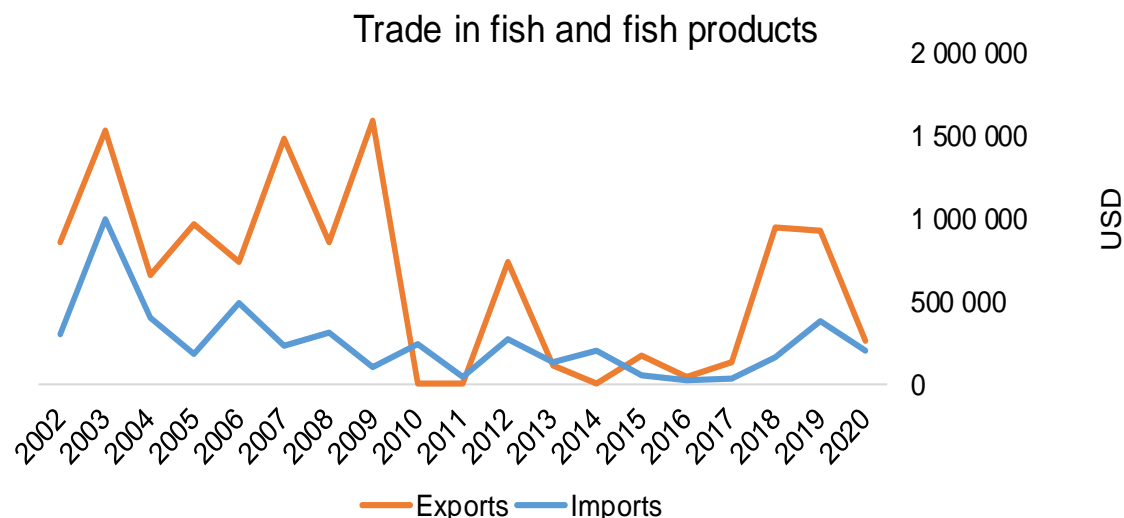
N/A

Fisheries and aquaculture  
production

Total	5 565 tonnes
Fisheries	100%
Aquaculture	0%

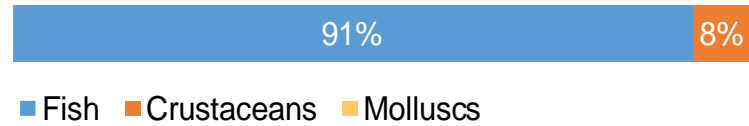
Exports of fish and fish  
products - 2020

USD 270 790



## Production and Trade Breakdown

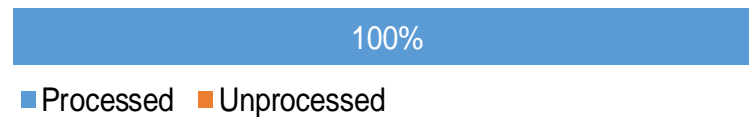
### Production by volume



### Imports by value



### Exports by value



## Production - Top 10 Species (Volume)

		Tonnes
1 <sup>st</sup>	Lizardfishes nei	1 435
2 <sup>nd</sup>	Threadfin breams nei	705
3 <sup>rd</sup>	Penaeus shrimps nei	395
4 <sup>th</sup>	Barracudas nei	395
5 <sup>th</sup>	Sea catfishes nei	320
6 <sup>th</sup>	Carangids nei	315
7 <sup>th</sup>	Narrow-barred Spanish mackerel	315
8 <sup>th</sup>	Clupeoids nei	300
9 <sup>th</sup>	Requiem sharks nei	245
10 <sup>th</sup>	Tuna-like fishes nei	200

## Imports - Top 10 Products (Value)

1 <sup>st</sup>	Fish, other than species in 0304	frozen fillets	USD 38 010
		HS 0304.89	
2 <sup>nd</sup>	Shrimps, prawns	frozen	33 730
		HS 0306.17	
3 <sup>rd</sup>	Crustaceans	prepared or preserved	31 700
		HS 1605.40	
4 <sup>th</sup>	Halibut	frozen; excluding fillets, livers and roes	26 320
		HS 0303.31	
5 <sup>th</sup>	Flat fish	frozen fillets	11 010
		HS 0304.83	
6 <sup>th</sup>	Pacific, Atlantic, Danube salmon	fresh or chilled fillets	10 970
		HS 0304.41	
7 <sup>th</sup>	Fish, other than species in 0304	frozen meat; excluding fillets, livers and roes	10 250
		HS 0304.99	
8 <sup>th</sup>	Cod	frozen fillets	10 080
		HS 0304.71	
9 <sup>th</sup>	Tunas, skipjack, bonito	prepared or preserved; whole or in pieces	10 060
		HS 1604.14	
10 <sup>th</sup>	Pacific, Atlantic, Danube salmon	smoked, including fillets	9 800
		HS 0305.41	

## Exports - Top 10 Products (Value)

1 <sup>st</sup>	Sea cucumbers	dried, smoked, salted or in brine or smoked	USD 270 790
		HS 0308.19	

# A GLOBEFISH Product

# Information, Disclaimer

# Sources

Established in 1984, GLOBEFISH is a multi-donor funded project in the Fisheries Division of the Food and Agriculture Organization of the United Nations (FAO), responsible for providing up-to-date market and trade information on fish and fish products.

[Visit our website](#)

[Subscribe to our newsletter](#) or [email us](#)

## Recent Publications



### [Globefish Highlights](#)

Our flagship publication, focused on prices and analysis of market trends covering a variety of major commodities. Released quarterly.



### [Chinese Fish Price Report](#)

Comprehensive coverage of Chinese price trends, market information for commercially significant species, along with industry news and policy updates. Released quarterly.



### [European Price Report](#)

Market and price analysis for fish and fish products in the European market. Released monthly.



This is the second edition of the GLOBEFISH Market Profiles produced for this country, and was made at the beginning of 2023.

These profiles are based on nationally reported data or information published by international agencies. As the profile is intended to reflect the most up to date information available, reporting years may vary between sections and commodities.

The designations employed and the presentation of material in this information product do not imply the expression of any opinion whatsoever on the part of FAO concerning the legal or constitutional status of any country, territory or sea area, or the delimitation of frontiers or boundaries.

The data herein presented is compiled by FAO staff at the time of its production, "as is" and "as available", and every effort is made to ensure, but not guarantee, their timeliness, accuracy and completeness. FAO assumes no responsibility for errors and omissions in the data provided. Users are, however, kindly asked to report any errors or deficiencies in this product to FAO GLOBEFISH ([globefish@fao.org](mailto:globefish@fao.org)).

### **Please note**

Re-exports and re-imports are not included. The term N/A has been used to indicate that information was not found in the indicated sources. The classification of fish and fish products as either processed or unprocessed is very broad and is intended for indicative purposes only.

### [HS codes for fish and fish products](#)

International trade codes for fish and fish products in a user friendly format.



Sources and time periods:

-Fishing and aquaculture production (2020):  
FAO's [Global Fishery and Aquaculture Production Statistics](#)

-Fish available for consumption (2017):  
FAO's [Fishery and Aquaculture Statistics 2019](#)

-Population (2020), GDP Growth (2016-2020), GDP per Capita (2020):  
IMF's [World Economic Outlook Databases](#)

-Imports, Exports and Share of Trade (2020):  
FAO's [Global Fishery and Aquaculture Commodities Statistics](#)

-GDP, GDP from fisheries, GDP from agriculture (2020):  
World Bank's [World Development Indicators](#),  
OECD's [National Accounts Statistics](#) or  
UNSD's [National Accounts](#)

-Ease of doing business (2020):  
World Bank's [Ease of Doing Business](#) ranking

-Length of Coastline, Exclusive Economic Zone, Exclusive Fishing Zone (2003):  
UNEP's [Global Environment Outlook](#)

### [GLOBEFISH](#)

Explore more market information on the GLOBEFISH website



### [European Price Dashboard](#)

Hundreds of prices, updated every Monday

