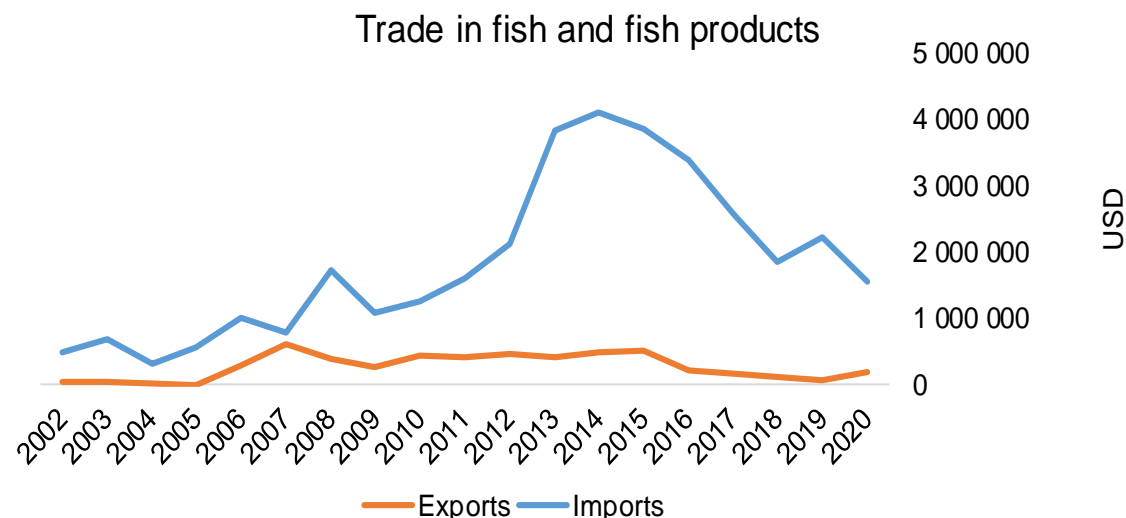




## COUNTRY BRIEF

|                     |                             |
|---------------------|-----------------------------|
| Population          | Ease of doing business rank |
| 97 175 000          | 159th                       |
| Length of coastline | EEZ/EFZ                     |
| N/A                 | N/A                         |
| Average GDP growth  | GDP per capita              |
| 21.16%              | USD 1 000                   |



GDP from fisheries

NA

Fish available for consumption

.5 kg/capita

Imports of fish and fish products - 2020

USD 1 558 750

Agricultural GDP from fisheries

N/A

Fisheries and aquaculture production

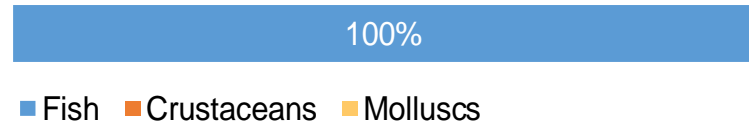
|             |               |
|-------------|---------------|
| Total       | 60 536 tonnes |
| Fisheries   | 99%           |
| Aquaculture | 1%            |

Exports of fish and fish products - 2020

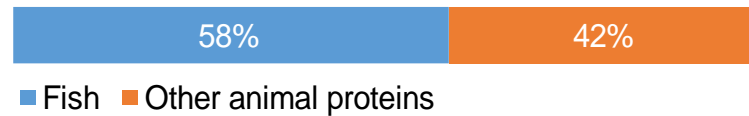
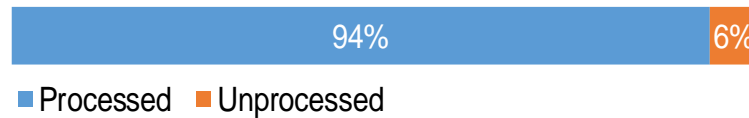
USD 194 180

## Production and Trade Breakdown

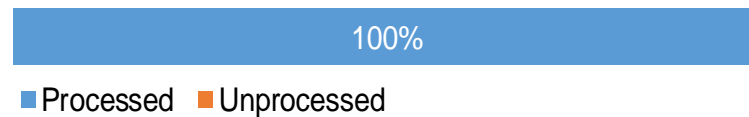
### Production by volume



### Imports by value



### Exports by value



## Production - Top 10 Species (Volume)

|                  |                         | Tonnes |
|------------------|-------------------------|--------|
| 1 <sup>st</sup>  | Tilapias nei            | 23 009 |
| 2 <sup>nd</sup>  | North African catfish   | 17 889 |
| 3 <sup>rd</sup>  | Cyprinids nei           | 8 475  |
| 4 <sup>th</sup>  | Common carp             | 4 039  |
| 5 <sup>th</sup>  | Nile perch              | 3 035  |
| 6 <sup>th</sup>  | Freshwater fishes nei   | 2 145  |
| 7 <sup>th</sup>  | Crucian carp            | 931    |
| 8 <sup>th</sup>  | Naked catfishes         | 614    |
| 9 <sup>th</sup>  | Rhinofishes nei         | 312    |
| 10 <sup>th</sup> | African scraping feeder | 65     |

## Imports - Top 10 Products (Value)

|                  |   |  |                |
|------------------|---|--|----------------|
| 1 <sup>st</sup>  | Tunas, skipjack, bonito                     | prepared or preserved;<br>whole or in pieces<br>HS 1604.14 | USD<br>758 540 |
| 2 <sup>nd</sup>  | Sardines, sardinella,<br>brisling or sprats | prepared or preserved;<br>whole or in pieces<br>HS 1604.13 | 157 380        |
| 3 <sup>rd</sup>  | Catfish                                     | frozen fillets<br>HS 0304.62                               | 128 140        |
| 4 <sup>th</sup>  | Pacific, Atlantic, Danube<br>salmon         | frozen fillets<br>HS 0304.81                               | 108 820        |
| 5 <sup>th</sup>  | Shrimps, prawns                             | frozen<br>HS 0306.17                                       | 72 570         |
| 6 <sup>th</sup>  | Fish, other than species<br>in 1604         | prepared or preserved;<br>whole or in pieces<br>HS 1604.19 | 71 790         |
| 7 <sup>th</sup>  | Nile perch                                  | fresh or chilled fillets<br>HS 0304.33                     | 43 160         |
| 8 <sup>th</sup>  | Carp, eels                                  | fresh or chilled fillets<br>HS 0304.39                     | 30 660         |
| 9 <sup>th</sup>  | Anchovies                                   | prepared or preserved;<br>whole or in pieces<br>HS 1604.16 | 26 350         |
| 10 <sup>th</sup> | Fish-liver oils and<br>fractions thereof    | not chemically modified<br>HS 1504.10                      | 21 490         |

## Exports - Top 10 Products (Value)

|                 |                                     |   |               |
|-----------------|-------------------------------------|---|---------------|
| 1 <sup>st</sup> | Fish, other than species<br>in 0304 | frozen fillets<br>HS 0304.89                              | USD<br>90 790 |
| 2 <sup>nd</sup> | Fish                                | dried, whether or not salted;<br>not smoked<br>HS 0305.59 | 84 040        |
| 3 <sup>rd</sup> | Fish, other than species<br>in 0305 | salted or in brine, not dried<br>or smoked<br>HS 0305.69  | 19 350        |

# A GLOBEFISH Product

# Information, Disclaimer


# Sources

Established in 1984, GLOBEFISH is a multi-donor funded project in the Fisheries Division of the Food and Agriculture Organization of the United Nations (FAO), responsible for providing up-to-date market and trade information on fish and fish products.

[Visit our website](#)

[Subscribe to our newsletter](#) or [email us](#)

## Recent Publications



### [Globefish Highlights](#)

Our flagship publication, focused on prices and analysis of market trends covering a variety of major commodities. Released quarterly.



### [Chinese Fish Price Report](#)

Comprehensive coverage of Chinese price trends, market information for commercially significant species, along with industry news and policy updates. Released quarterly.



### [European Price Report](#)

Market and price analysis for fish and fish products in the European market. Released monthly.



This is the second edition of the GLOBEFISH Market Profiles produced for this country, and was made at the beginning of 2023.

These profiles are based on nationally reported data or information published by international agencies. As the profile is intended to reflect the most up to date information available, reporting years may vary between sections and commodities.

The designations employed and the presentation of material in this information product do not imply the expression of any opinion whatsoever on the part of FAO concerning the legal or constitutional status of any country, territory or sea area, or the delimitation of frontiers or boundaries.

The data herein presented is compiled by FAO staff at the time of its production, "as is" and "as available", and every effort is made to ensure, but not guarantee, their timeliness, accuracy and completeness. FAO assumes no responsibility for errors and omissions in the data provided. Users are, however, kindly asked to report any errors or deficiencies in this product to FAO GLOBEFISH ([globefish@fao.org](mailto:globefish@fao.org)).

### Please note

Re-exports and re-imports are not included. The term N/A has been used to indicate that information was not found in the indicated sources. The classification of fish and fish products as either processed or unprocessed is very broad and is intended for indicative purposes only.

### [HS codes for fish and fish products](#)

International trade codes for fish and fish products in a user friendly format.



Sources and time periods:

-Fishing and aquaculture production (2020):  
FAO's [Global Fishery and Aquaculture Production Statistics](#)

-Fish available for consumption (2017):  
FAO's [Fishery and Aquaculture Statistics 2019](#)

-Population (2020), GDP Growth (2016-2020), GDP per Capita (2020):  
IMF's [World Economic Outlook Databases](#)

-Imports, Exports and Share of Trade (2020):  
FAO's [Global Fishery and Aquaculture Commodities Statistics](#)

-GDP, GDP from fisheries, GDP from agriculture (2020):  
World Bank's [World Development Indicators](#),  
OECD's [National Accounts Statistics](#) or  
UNSD's [National Accounts](#)

-Ease of doing business (2020):  
World Bank's [Ease of Doing Business](#) ranking

-Length of Coastline, Exclusive Economic Zone, Exclusive Fishing Zone (2003):  
UNEP's [Global Environment Outlook](#)

### [GLOBEFISH](#)

Explore more market information on the GLOBEFISH website



### [European Price Dashboard](#)

Hundreds of prices, updated every Monday

