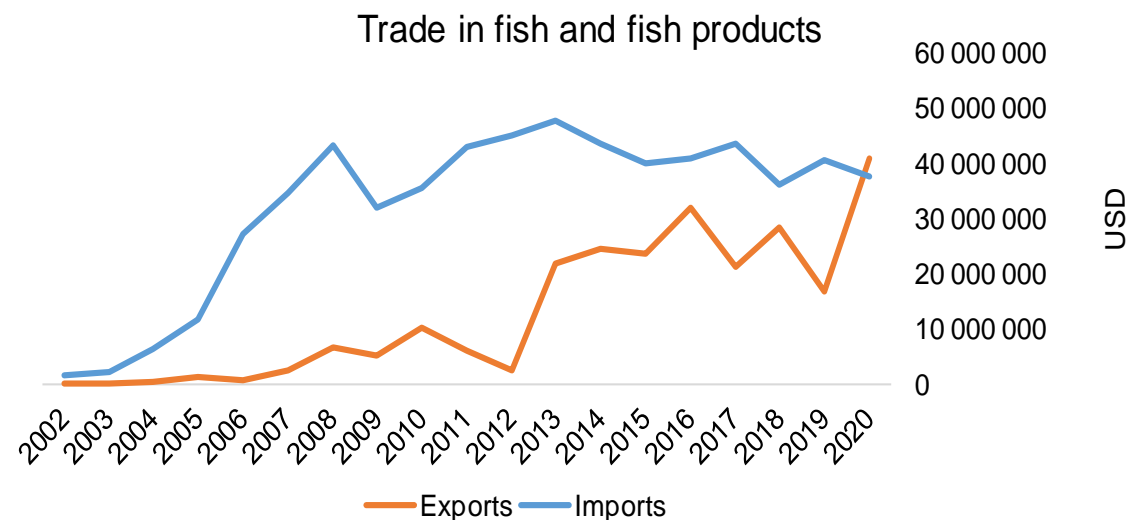




COUNTRY BRIEF

Population	Ease of doing business rank
3 717 000	7th
Length of coastline	Exclusive economic zone
376 km	18 876 km ²
Average GDP growth	GDP per capita
8.41%	USD 4 300



GDP from fisheries

0.03%

Fish available for consumption

8.9 kg/capita

Imports of fish and fish
products - 2020

USD 37 715 480

Agricultural GDP from fisheries

0.43%

Fisheries and aquaculture
production

Total 233 177 tonnes

Fisheries 99%

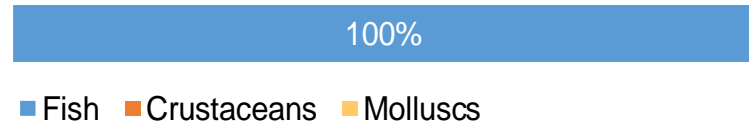
Aquaculture 1%

Exports of fish and fish
products - 2020

USD 40 994 240

Production and Trade Breakdown

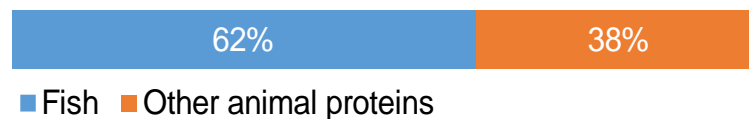
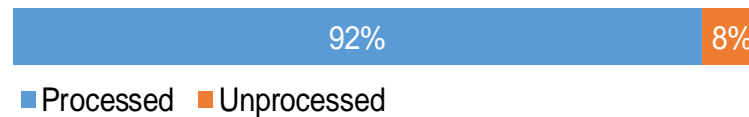
Production by volume



Imports by value



Exports by value



Production - Top 10 Species (Volume)

		Tonnes
1 st	European anchovy	90 025
2 nd	Jack and horse mackerels nei	65 000
3 rd	Atlantic chub mackerel	45 000
4 th	Marine fishes nei	12 500
5 th	Sardinellas nei	8 450
6 th	European pilchard (Sardine)	6 860
7 th	Rainbow trout	1 133
8 th	Mullets nei	950
9 th	Hakes nei	875
10 th	Porgies, seabreams nei	815

Imports - Top 10 Products (Value)

1 st	Mackerel	frozen; excluding fillets, livers and roes HS 0303.54	USD 8 584 590
2 nd	Hake	frozen; excluding fillets, livers and roes HS 0303.66	5 000 110
3 rd	Fish, other than species in 0303	frozen; excluding fillets, livers and roes HS 0303.89	2 890 410
4 th	Pacific salmon	frozen; excluding fillets, livers and roes HS 0303.12	2 563 950
5 th	Atlantic, Danube salmon	frozen; excluding fillets, livers and roes HS 0303.13	2 327 300
6 th	Sardines, sardinella, brisling or sprats	prepared or preserved; whole or in pieces HS 1604.13	2 153 990
7 th	Trout	fresh or chilled; excluding fillets, livers and roes HS 0302.11	1 429 350
8 th	Blue whittings	frozen; excluding fillets, livers and roes HS 0303.68	1 310 490
9 th	Fish, other than species in 0302	fresh or chilled; excluding fillets, livers and roes HS 0302.89	970 200
10 th	Atlantic, Danube salmon	fresh or chilled; excluding fillets, livers and roes HS 0302.14	780 590

Exports - Top 10 Products (Value)

1 st	Flours, meals, pellets. Unfit for human consumption	from fish or aquatic invertebrates HS 2301.20	USD 20 495 890
2 nd	Fish fats or oils and fractions thereof	not chemically modified or from fish-livers HS 1504.20	17 150 920
3 rd	Trout	frozen; excluding fillets, livers and roes HS 0303.14	1 633 800
4 th	Anchovies	fresh or chilled; excluding fillets, livers and roes HS 0302.42	872 120
5 th	Fish, other than species in 0302	fresh or chilled; excluding fillets, livers and roes HS 0302.89	177 920
6 th	Salmonidae	fresh or chilled; excluding fillets, livers and roes HS 0302.19	122 980
7 th	Mackerel	frozen; excluding fillets, livers and roes HS 0303.54	119 750
8 th	Fish, other than species in 0303	frozen; excluding fillets, livers and roes HS 0303.89	100 390
9 th	Fish	fresh or chilled; excluding fillets, livers and roes HS 0302.59	70 050
10 th	Trout	fresh or chilled; excluding fillets, livers and roes HS 0302.11	60 820

A GLOBEFISH Product

Information, Disclaimer

Sources

Established in 1984, GLOBEFISH is a multi-donor funded project in the Fisheries Division of the Food and Agriculture Organization of the United Nations (FAO), responsible for providing up-to-date market and trade information on fish and fish products.

[Visit our website](#)

[Subscribe to our newsletter](#) or [email us](#)

Recent Publications



[Globefish Highlights](#)

Our flagship publication, focused on prices and analysis of market trends covering a variety of major commodities. Released quarterly.



[Chinese Fish Price Report](#)

Comprehensive coverage of Chinese price trends, market information for commercially significant species, along with industry news and policy updates. Released quarterly.



[European Price Report](#)

Market and price analysis for fish and fish products in the European market. Released monthly.



This is the second edition of the GLOBEFISH Market Profiles produced for this country, and was made at the beginning of 2023.

These profiles are based on nationally reported data or information published by international agencies. As the profile is intended to reflect the most up to date information available, reporting years may vary between sections and commodities.

The designations employed and the presentation of material in this information product do not imply the expression of any opinion whatsoever on the part of FAO concerning the legal or constitutional status of any country, territory or sea area, or the delimitation of frontiers or boundaries.

The data herein presented is compiled by FAO staff at the time of its production, "as is" and "as available", and every effort is made to ensure, but not guarantee, their timeliness, accuracy and completeness. FAO assumes no responsibility for errors and omissions in the data provided. Users are, however, kindly asked to report any errors or deficiencies in this product to FAO GLOBEFISH (globefish@fao.org).

Please note

Re-exports and re-imports are not included. The term N/A has been used to indicate that information was not found in the indicated sources. The classification of fish and fish products as either processed or unprocessed is very broad and is intended for indicative purposes only.

[HS codes for fish and fish products](#)

International trade codes for fish and fish products in a user friendly format.



Sources and time periods:

-Fishing and aquaculture production (2020):
FAO's [Global Fishery and Aquaculture Production Statistics](#)

-Fish available for consumption (2017):
FAO's [Fishery and Aquaculture Statistics 2019](#)

-Population (2020), GDP Growth (2016-2020), GDP per Capita (2020):
IMF's [World Economic Outlook Databases](#)

-Imports, Exports and Share of Trade (2020):
FAO's [Global Fishery and Aquaculture Commodities Statistics](#)

-GDP, GDP from fisheries, GDP from agriculture (2020):
World Bank's [World Development Indicators](#),
OECD's [National Accounts Statistics](#) or
UNSD's [National Accounts](#)

-Ease of doing business (2020):
World Bank's [Ease of Doing Business](#) ranking

-Length of Coastline, Exclusive Economic Zone, Exclusive Fishing Zone (2003):
UNEP's [Global Environment Outlook](#)

[GLOBEFISH](#)

Explore more market information on the GLOBEFISH website



[European Price Dashboard](#)

Hundreds of prices, updated every Monday

