



## COUNTRY BRIEF

Population	Ease of doing business rank
1 815 000	174th
Length of coastline	Exclusive economic zone
3 176 km	86 670 km <sup>2</sup>
Average GDP growth	GDP per capita
15.25%	USD 800

GDP from fisheries

3.28%

Fish available for consumption

1.3 kg/capita

Imports of fish and fish  
products - 2020

USD 6 034 650

Agricultural GDP from fisheries

N/A

Fisheries and aquaculture  
production

Total	62 392 tonnes
Fisheries	100%
Aquaculture	0%

Exports of fish and fish  
products - 2020

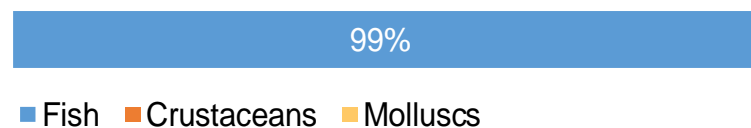
USD 13 496 240

Trade in fish and fish products

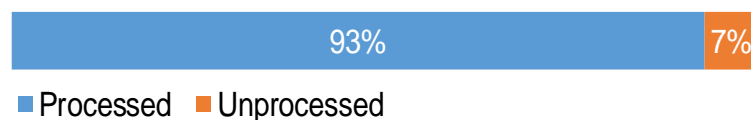


## Production and Trade Breakdown

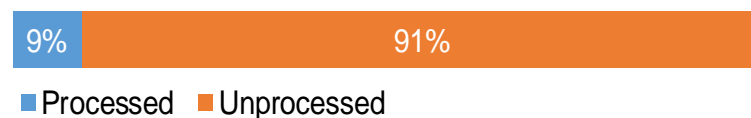
### Production by volume



### Imports by value



### Exports by value



## Production - Top 10 Species (Volume)

		Tonnes
1 <sup>st</sup>	Sardinellas nei	46 596
2 <sup>nd</sup>	Jacks, crevalles nei	3 672
3 <sup>rd</sup>	Marine fishes nei	38 000
4 <sup>th</sup>	Grunts, sweetlips nei	2 233
5 <sup>th</sup>	Largehead hairtail	1 270
6 <sup>th</sup>	Bigeye grunt	1 211
7 <sup>th</sup>	Atlantic chub mackerel	1 114
8 <sup>th</sup>	Atlantic bumper	689
9 <sup>th</sup>	Carangids nei	7 075
10 <sup>th</sup>	Red pandora	421

## Imports - Top 10 Products (Value)

			USD
1 <sup>st</sup>	Sardines, sardinella, brisling or sprats	prepared or preserved; whole or in pieces HS 1604.13	849 400
2 <sup>nd</sup>	Mackerel	prepared or preserved; whole or in pieces HS 1604.15	357 460
3 <sup>rd</sup>	Fish, other than species in 1604	prepared or preserved; whole or in pieces HS 1604.19	518 040
4 <sup>th</sup>	Tunas, skipjack, bonito	prepared or preserved; whole or in pieces HS 1604.14	346 040
5 <sup>th</sup>	Flat fish	frozen; excluding fillets, livers and roes HS 0303.39	50 120
6 <sup>th</sup>	Cod	frozen fillets HS 0304.71	48 780
7 <sup>th</sup>	Sardines, sardinella, brisling or sprats	frozen; excluding fillets, livers and roes HS 0303.53	56 000
8 <sup>th</sup>	Tunas	frozen; excluding fillets, livers and roes HS 0303.49	19 410
9 <sup>th</sup>	Sole	frozen; excluding fillets, livers and roes HS 0303.33	46 220
10 <sup>th</sup>	Pacific, Atlantic, Danube salmon	smoked, including fillets HS 0305.41	42 620

## Exports - Top 10 Products (Value)

			USD
1 <sup>st</sup>	Flat fish	frozen; excluding fillets, livers and roes HS 0303.39	5 422 170
2 <sup>nd</sup>	Salmonidae	fresh or chilled; excluding fillets, livers and roes HS 0302.19	3 200 000
3 <sup>rd</sup>	Salmonidae	frozen; excluding fillets, livers and roes HS 0303.19	2 124 560
4 <sup>th</sup>	Fish heads, tails, maws	dried, smoked, salted or in brine HS 0305.72	668 430
5 <sup>th</sup>	Shrimps, prawns	frozen HS 0306.17	471 430
6 <sup>th</sup>	Octopus	frozen HS 0307.52	404 400
7 <sup>th</sup>	Fish, other than species in 0302	fresh or chilled; excluding fillets, livers and roes HS 0302.89	358 240
8 <sup>th</sup>	Shark fins	dried, smoked, salted or in brine HS 0305.71	266 290
9 <sup>th</sup>	Sole	frozen; excluding fillets, livers and roes HS 0303.33	239 770
10 <sup>th</sup>	Fish, other than species in 0303	frozen; excluding fillets, livers and roes HS 0303.89	166 200

# A GLOBEFISH Product

# Information, Disclaimer

# Sources

Established in 1984, GLOBEFISH is a multi-donor funded project in the Fisheries Division of the Food and Agriculture Organization of the United Nations (FAO), responsible for providing up-to-date market and trade information on fish and fish products.

[Visit our website](#)

[Subscribe to our newsletter](#) or [email us](#)

## Recent Publications



### [Globefish Highlights](#)

Our flagship publication, focused on prices and analysis of market trends covering a variety of major commodities. Released quarterly.



### [Chinese Fish Price Report](#)

Comprehensive coverage of Chinese price trends, market information for commercially significant species, along with industry news and policy updates. Released quarterly.



### [European Price Report](#)

Market and price analysis for fish and fish products in the European market. Released monthly.



This is the second edition of the GLOBEFISH Market Profiles produced for this country, and was made at the beginning of 2023.

These profiles are based on nationally reported data or information published by international agencies. As the profile is intended to reflect the most up to date information available, reporting years may vary between sections and commodities.

The designations employed and the presentation of material in this information product do not imply the expression of any opinion whatsoever on the part of FAO concerning the legal or constitutional status of any country, territory or sea area, or the delimitation of frontiers or boundaries.

The data herein presented is compiled by FAO staff at the time of its production, "as is" and "as available", and every effort is made to ensure, but not guarantee, their timeliness, accuracy and completeness. FAO assumes no responsibility for errors and omissions in the data provided. Users are, however, kindly asked to report any errors or deficiencies in this product to FAO GLOBEFISH ([globefish@fao.org](mailto:globefish@fao.org)).

### Please note

Re-exports and re-imports are not included. The term N/A has been used to indicate that information was not found in the indicated sources. The classification of fish and fish products as either processed or unprocessed is very broad and is intended for indicative purposes only.

### [HS codes for fish and fish products](#)

International trade codes for fish and fish products in a user friendly format.



Sources and time periods:

-Fishing and aquaculture production (2020):  
FAO's [Global Fishery and Aquaculture Production Statistics](#)

-Fish available for consumption (2017):  
FAO's [Fishery and Aquaculture Statistics 2019](#)

-Population (2020), GDP Growth (2016-2020), GDP per Capita (2020):  
IMF's [World Economic Outlook Databases](#)

-Imports, Exports and Share of Trade (2020):  
FAO's [Global Fishery and Aquaculture Commodities Statistics](#)

-GDP, GDP from fisheries, GDP from agriculture (2020):  
World Bank's [World Development Indicators](#),  
OECD's [National Accounts Statistics](#) or  
UNSD's [National Accounts](#)

-Ease of doing business (2020):  
World Bank's [Ease of Doing Business](#) ranking

-Length of Coastline, Exclusive Economic Zone, Exclusive Fishing Zone (2003):  
UNEP's [Global Environment Outlook](#)

### [GLOBEFISH](#)

Explore more market information on the GLOBEFISH website



### [European Price Dashboard](#)

Hundreds of prices, updated every Monday

