



## COUNTRY BRIEF

Population	Ease of doing business rank
9 942 000	133rd
Length of coastline	Exclusive economic zone
1 878 km	201 203 km <sup>2</sup>
Average GDP growth	GDP per capita
4.40%	USD 2 400

GDP from fisheries

0.25%

Fish available for consumption

2.7 kg/capita

Imports of fish and fish  
products - 2020

USD 33 608 530

Agricultural GDP from fisheries

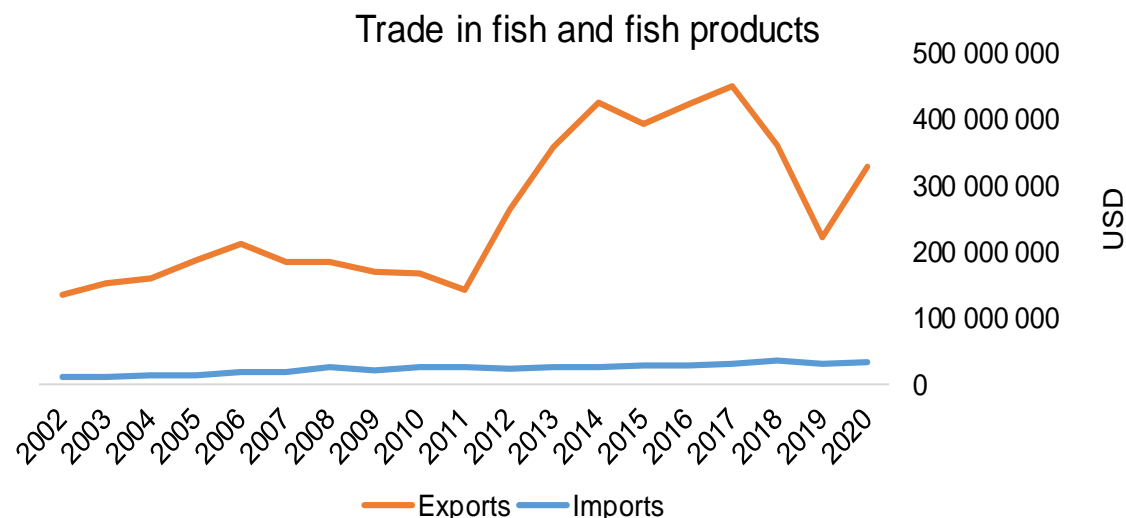
N/A

Fisheries and aquaculture  
production

Total	86 970 tonnes
Fisheries	18%
Aquaculture	82%

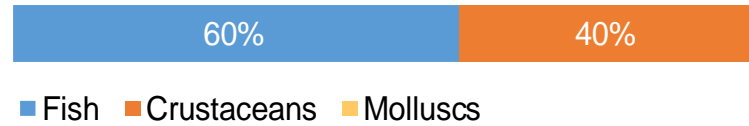
Exports of fish and fish  
products - 2020

USD 329 623 990

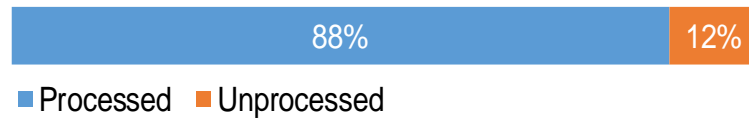


## Production and Trade Breakdown

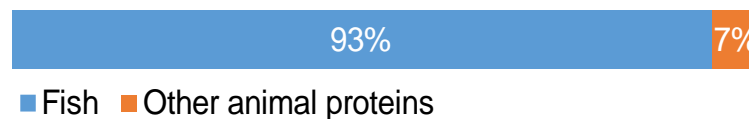
### Production by volume



### Imports by value



### Exports by value



## Production - Top 10 Species (Volume)

		Tonnes
1 <sup>st</sup>	Nile tilapia	38 700
2 <sup>nd</sup>	Whiteleg shrimp	32 451
3 <sup>rd</sup>	Marine fishes nei	12 400
4 <sup>th</sup>	Caribbean spiny lobster	1 092
5 <sup>th</sup>	Freshwater fishes nei	600
6 <sup>th</sup>	Jellyfishes nei	500
7 <sup>th</sup>	Penaeus shrimps nei	490
8 <sup>th</sup>	Stromboid conchs nei	418
9 <sup>th</sup>	Sea cucumbers nei	169
10 <sup>th</sup>	Marine crabs nei	150

## Imports - Top 10 Products (Value)

1 <sup>st</sup>	Flours, meals, pellets. Unfit for human consumption	from fish or aquatic invertebrates HS 2301.20	USD 13 560 880
2 <sup>nd</sup>	Sardines, sardinella, brisling or sprats	prepared or preserved; whole or in pieces HS 1604.13	7 112 160
3 <sup>rd</sup>	Fish fats or oils and fractions thereof	not chemically modified or from fish-livers HS 1504.20	2 674 710
4 <sup>th</sup>	Tunas, skipjack, bonito	prepared or preserved; whole or in pieces HS 1604.14	1 895 880
5 <sup>th</sup>	Tilapias	frozen fillets HS 0304.61	1 412 370
6 <sup>th</sup>	Shrimps, prawns	live, fresh or chilled HS 0306.36	1 277 480
7 <sup>th</sup>	Catfish	frozen fillets HS 0304.62	1 034 620
8 <sup>th</sup>	Shrimps, prawns	frozen HS 0306.17	896 810
9 <sup>th</sup>	Squid, cuttlefish	frozen HS 0307.43	554 190
10 <sup>th</sup>	Tilapias	fresh or chilled fillets HS 0304.31	484 000

## Exports - Top 10 Products (Value)

1 <sup>st</sup>	Shrimps, prawns	frozen HS 0306.17	USD 208 031 410
2 <sup>nd</sup>	Rock lobster, other sea crawfish	frozen HS 0306.11	48 098 660
3 <sup>rd</sup>	Tilapias	fresh or chilled fillets HS 0304.31	40 019 640
4 <sup>th</sup>	Tilapias	frozen fillets HS 0304.61	11 205 840
5 <sup>th</sup>	Shrimps, prawns	live, fresh or chilled HS 0306.36	2 959 550
6 <sup>th</sup>	Molluscs	live, fresh or chilled HS 0307.91	2 854 570
7 <sup>th</sup>	Sea cucumbers	frozen HS 0308.12	2 766 470
8 <sup>th</sup>	Flours, meals, pellets. Unfit for human consumption	from fish or aquatic invertebrates HS 2301.20	1 667 560
9 <sup>th</sup>	Shrimps, prawns	frozen; cold-water species HS 0306.16	1 386 020
10 <sup>th</sup>	Sea cucumbers	prepared or preserved HS 1605.61	1 345 980

# A GLOBEFISH Product

# Information, Disclaimer

# Sources

Established in 1984, GLOBEFISH is a multi-donor funded project in the Fisheries Division of the Food and Agriculture Organization of the United Nations (FAO), responsible for providing up-to-date market and trade information on fish and fish products.

[Visit our website](#)

[Subscribe to our newsletter](#) or [email us](#)

## Recent Publications



### [Globefish Highlights](#)

Our flagship publication, focused on prices and analysis of market trends covering a variety of major commodities. Released quarterly.



### [Chinese Fish Price Report](#)

Comprehensive coverage of Chinese price trends, market information for commercially significant species, along with industry news and policy updates. Released quarterly.



### [European Price Report](#)

Market and price analysis for fish and fish products in the European market. Released monthly.



This is the second edition of the GLOBEFISH Market Profiles produced for this country, and was made at the beginning of 2023.

These profiles are based on nationally reported data or information published by international agencies. As the profile is intended to reflect the most up to date information available, reporting years may vary between sections and commodities.

The designations employed and the presentation of material in this information product do not imply the expression of any opinion whatsoever on the part of FAO concerning the legal or constitutional status of any country, territory or sea area, or the delimitation of frontiers or boundaries.

The data herein presented is compiled by FAO staff at the time of its production, "as is" and "as available", and every effort is made to ensure, but not guarantee, their timeliness, accuracy and completeness. FAO assumes no responsibility for errors and omissions in the data provided. Users are, however, kindly asked to report any errors or deficiencies in this product to FAO GLOBEFISH ([globefish@fao.org](mailto:globefish@fao.org)).

### Please note

Re-exports and re-imports are not included. The term N/A has been used to indicate that information was not found in the indicated sources. The classification of fish and fish products as either processed or unprocessed is very broad and is intended for indicative purposes only.

### [HS codes for fish and fish products](#)

International trade codes for fish and fish products in a user friendly format.



Sources and time periods:

-Fishing and aquaculture production (2020):  
FAO's [Global Fishery and Aquaculture Production Statistics](#)

-Fish available for consumption (2017):  
FAO's [Fishery and Aquaculture Statistics 2019](#)

-Population (2020), GDP Growth (2016-2020), GDP per Capita (2020):  
IMF's [World Economic Outlook Databases](#)

-Imports, Exports and Share of Trade (2020):  
FAO's [Global Fishery and Aquaculture Commodities Statistics](#)

-GDP, GDP from fisheries, GDP from agriculture (2020):  
World Bank's [World Development Indicators](#),  
OECD's [National Accounts Statistics](#) or  
UNSD's [National Accounts](#)

-Ease of doing business (2020):  
World Bank's [Ease of Doing Business](#) ranking

-Length of Coastline, Exclusive Economic Zone, Exclusive Fishing Zone (2003):  
UNEP's [Global Environment Outlook](#)

### [GLOBEFISH](#)

Explore more market information on the GLOBEFISH website



### [European Price Dashboard](#)

Hundreds of prices, updated every Monday

