



COUNTRY BRIEF

Population	Ease of doing business rank
364 000	26th
Length of coastline	Exclusive economic zone
8 506 km	678 708 km ²
Average GDP growth	GDP per capita
4.09%	USD 59 600

GDP from fisheries

2.84%

Fish available for consumption

92.5 kg/capita

Imports of fish and fish
products - 2020

USD 92 170 620

Agricultural GDP from fisheries

55.57%

Fisheries and aquaculture
production

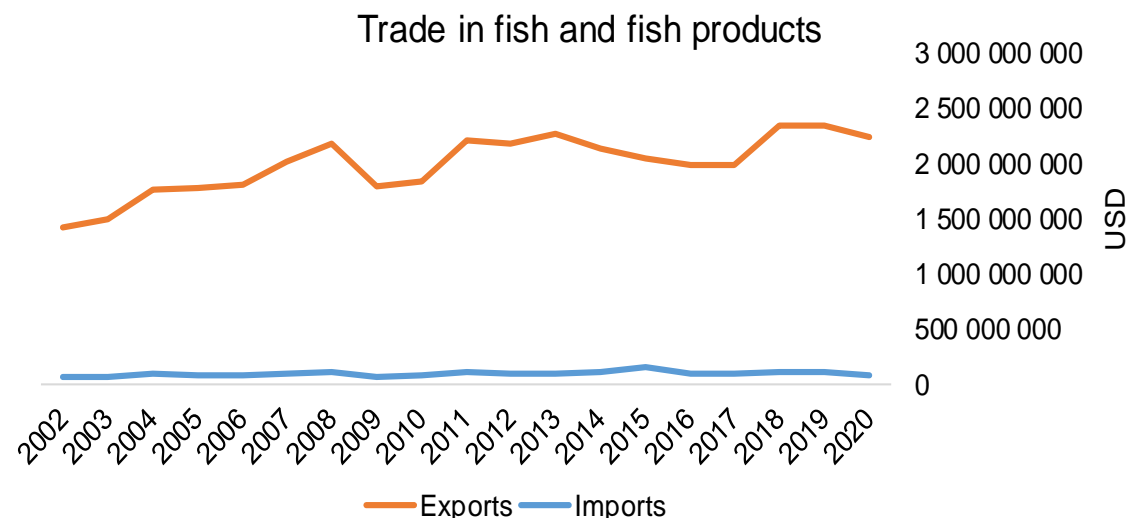
Total 1 060 284 tonnes

Fisheries 96%

Aquaculture 4%

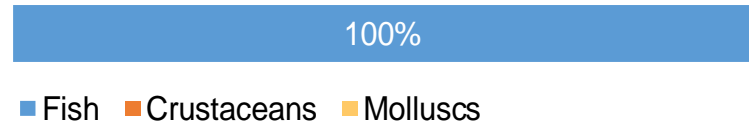
Exports of fish and fish
products - 2020

USD 2 241 660 890

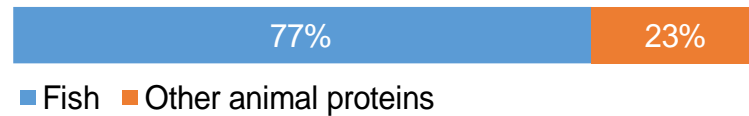


Production and Trade Breakdown

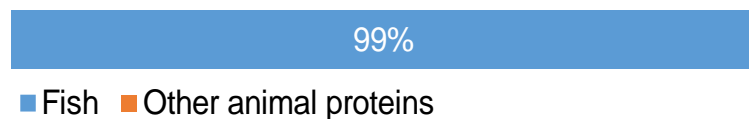
Production by volume



Imports by value



Exports by value



Production - Top 10 Species (Volume)

		Tonnes
1 st	Atlantic cod	276 334
2 nd	Blue whiting (Poutassou)	243 726
3 rd	Atlantic mackerel	151 534
4 th	Atlantic herring	134 163
5 th	Haddock	54 214
6 th	Saithe (Pollock)	50 419
7 th	Golden redfish	40 489
8 th	Atlantic salmon	34 341
9 th	Greenland halibut	12 543
10 th	Beaked redfish	11 339

Imports - Top 10 Products (Value)

			USD
1 st	Shrimps, prawns	frozen; cold-water species	34 489 600
		HS 0306.16	
2 nd	Fish fats or oils and fractions thereof	not chemically modified or from fish-livers	26 852 480
		HS 1504.20	
3 rd	Squid, cuttlefish	frozen	4 879 640
		HS 0307.43	
4 th	Cod	fresh or chilled; excluding fillets, livers and roes	4 532 430
		HS 0302.51	
5 th	Norway lobsters	frozen	2 402 800
		HS 0306.15	
6 th	Herrings	frozen; excluding fillets, livers and roes	2 360 940
		HS 0303.51	
7 th	Cod	frozen; excluding fillets, livers and roes	2 074 350
		HS 0303.63	
8 th	Livers, roes, milt	frozen	1 923 980
		HS 0303.91	
9 th	Shrimps, prawns	frozen	1 457 230
		HS 0306.17	
10 th	Tunas, skipjack, bonito	prepared or preserved; whole or in pieces	1 370 730
		HS 1604.14	

Exports - Top 10 Products (Value)

			USD
1 st	Fish	fresh or chilled fillets	400 489 200
		HS 0304.44	
2 nd	Cod	frozen fillets	299 521 100
		HS 0304.71	
3 rd	Atlantic, Danube salmon	fresh or chilled; excluding fillets, livers and roes	142 566 730
		HS 0302.14	
4 th	Flours, meals, pellets. Unfit for human consumption	from fish or aquatic invertebrates	134 673 940
		HS 2301.20	
5 th	Cod	salted or in brine, not dried or smoked	119 248 860
		HS 0305.62	
6 th	Mackerel	frozen; excluding fillets, livers and roes	102 381 480
		HS 0303.54	
7 th	Fish fats or oils and fractions thereof	not chemically modified or from fish-livers	83 453 780
		HS 1504.20	
8 th	Haddock	frozen fillets	66 670 140
		HS 0304.72	
9 th	Fish	dried, salted or in brine; not smoked	66 628 140
		HS 0305.32	
10 th	Shrimps, prawns	prepared or preserved, not in airtight containers	65 336 410
		HS 1605.21	

A GLOBEFISH Product

Information, Disclaimer

Sources

Established in 1984, GLOBEFISH is a multi-donor funded project in the Fisheries Division of the Food and Agriculture Organization of the United Nations (FAO), responsible for providing up-to-date market and trade information on fish and fish products.

[Visit our website](#)

[Subscribe to our newsletter](#) or [email us](#)

Recent Publications



[Globefish Highlights](#)

Our flagship publication, focused on prices and analysis of market trends covering a variety of major commodities. Released quarterly.



[Chinese Fish Price Report](#)

Comprehensive coverage of Chinese price trends, market information for commercially significant species, along with industry news and policy updates. Released quarterly.



[European Price Report](#)

Market and price analysis for fish and fish products in the European market. Released monthly.



This is the second edition of the GLOBEFISH Market Profiles produced for this country, and was made at the beginning of 2023.

These profiles are based on nationally reported data or information published by international agencies. As the profile is intended to reflect the most up to date information available, reporting years may vary between sections and commodities.

The designations employed and the presentation of material in this information product do not imply the expression of any opinion whatsoever on the part of FAO concerning the legal or constitutional status of any country, territory or sea area, or the delimitation of frontiers or boundaries.

The data herein presented is compiled by FAO staff at the time of its production, "as is" and "as available", and every effort is made to ensure, but not guarantee, their timeliness, accuracy and completeness. FAO assumes no responsibility for errors and omissions in the data provided. Users are, however, kindly asked to report any errors or deficiencies in this product to FAO GLOBEFISH (globefish@fao.org).

Please note

Re-exports and re-imports are not included. The term N/A has been used to indicate that information was not found in the indicated sources. The classification of fish and fish products as either processed or unprocessed is very broad and is intended for indicative purposes only.

[HS codes for fish and fish products](#)

International trade codes for fish and fish products in a user friendly format.



Sources and time periods:

-Fishing and aquaculture production (2020):
FAO's [Global Fishery and Aquaculture Production Statistics](#)

-Fish available for consumption (2017):
FAO's [Fishery and Aquaculture Statistics 2019](#)

-Population (2020), GDP Growth (2016-2020), GDP per Capita (2020):
IMF's [World Economic Outlook Databases](#)

-Imports, Exports and Share of Trade (2020):
FAO's [Global Fishery and Aquaculture Commodities Statistics](#)

-GDP, GDP from fisheries, GDP from agriculture (2020):
World Bank's [World Development Indicators](#),
OECD's [National Accounts Statistics](#) or
UNSD's [National Accounts](#)

-Ease of doing business (2020):
World Bank's [Ease of Doing Business](#) ranking

-Length of Coastline, Exclusive Economic Zone, Exclusive Fishing Zone (2003):
UNEP's [Global Environment Outlook](#)

[GLOBEFISH](#)

Explore more market information on the GLOBEFISH website



[European Price Dashboard](#)

Hundreds of prices, updated every Monday

