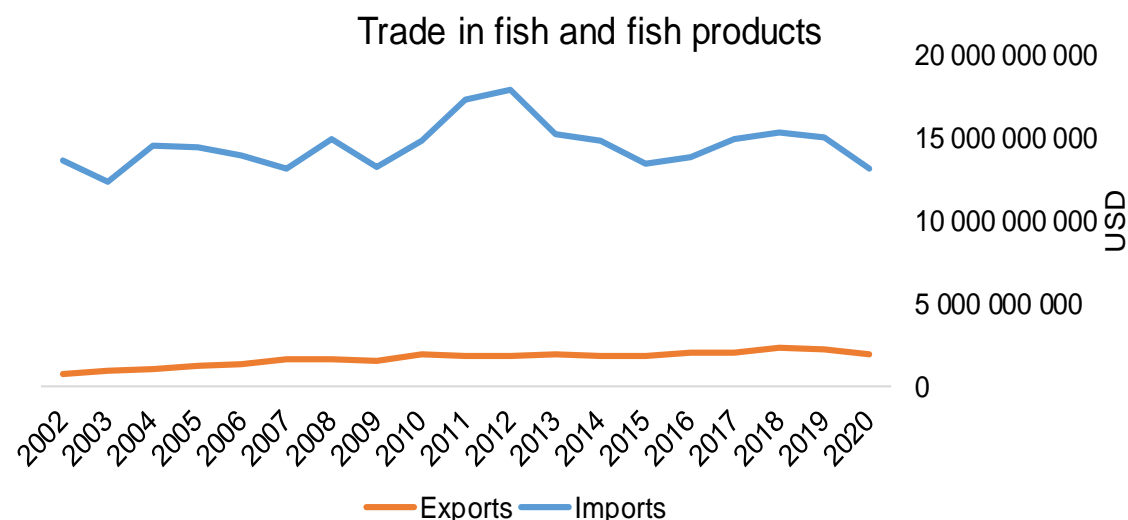




COUNTRY BRIEF

Population	Ease of doing business rank
125 849 000	29th
Length of coastline	Exclusive economic zone
29 020 km	3 648 390 km ²
Average GDP growth	GDP per capita
-0.31%	USD 40 000



GDP from fisheries

N/A

Fish available for consumption

45.8 kg/capita

Imports of fish and fish
products - 2020

USD 13 159 160 200

Agricultural GDP from fisheries

N/A

Fisheries and aquaculture
production

Total 3 751 211 tonnes

Fisheries 84%

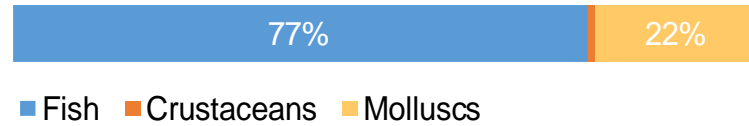
Aquaculture 16%

Exports of fish and fish
products - 2020


USD 1 979 715 900

Production and Trade Breakdown

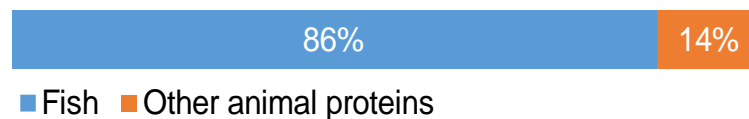
Production by volume



Imports by value



Exports by value



Production - Top 10 Species (Volume)

		Tonnes
1 st	Pacific sardine	700 500
2 nd	Yesso scallop	497 000
3 rd	Pacific chub mackerel	376 600
4 th	Marine fishes nei	176 666
5 th	Alaska pollock (Walleye poll.)	160 100
6 th	Pacific cupped oyster	158 900
7 th	Skipjack tuna	153 200
8 th	Japanese anchovy	142 900
9 th	Japanese amberjack	137 100
10 th	Amberjacks nei	105 200

Imports - Top 10 Products (Value)

			USD
1 st	Shrimps, prawns	frozen	1 325 853 730
		HS 0306.17	
2 nd	Tunas, skipjack, stripe-bellied bonito	frozen fillets	719 121 560
		HS 0304.87	
3 rd	Shrimps, prawns	prepared or preserved, not in airtight containers	635 229 180
		HS 1605.21	
4 th	Pacific salmon	frozen; excluding fillets, livers and roes	566 724 050
		HS 0303.12	
5 th	Squid, cuttlefish	frozen	533 917 600
		HS 0307.43	
6 th	Fish, other than species in 0304	frozen fillets	499 411 160
		HS 0304.89	
7 th	Livers, roes, milt	frozen	450 350 140
		HS 0303.91	
8 th	Fish, other than species in 1604	prepared or preserved; whole or in pieces	447 599 940
		HS 1604.19	
9 th	Fish, other than species in 0304	frozen meat; excluding fillets, livers and roes	444 764 070
		HS 0304.99	
10 th	Crabs	frozen	416 861 600
		HS 0306.14	

Exports - Top 10 Products (Value)

			USD
1 st	Scallops	frozen	246 252 090
		HS 0307.22	
2 nd	Mackerel	frozen; excluding fillets, livers and roes	191 319 110
		HS 0303.54	
3 rd	Sea cucumbers	prepared or preserved	169 850 380
		HS 1605.61	
4 th	Fish	prepared or preserved	116 145 390
		HS 1604.20	
5 th	Fish, other than species in 0304	frozen fillets	100 773 870
		HS 0304.89	
6 th	Albacore or longfinned tunas	frozen; excluding fillets, livers and roes	93 896 260
		HS 0303.41	
7 th	Molluscs	prepared or preserved	85 166 130
		HS 1605.59	
8 th	Fish, other than species in 0303	frozen; excluding fillets, livers and roes	83 613 740
		HS 0303.89	
9 th	Sardines, sardinella, brisling or sprats	frozen; excluding fillets, livers and roes	72 644 120
		HS 0303.53	
10 th	Fish	live	48 919 850
		HS 0301.99	

A GLOBEFISH Product

Information, Disclaimer

Sources

Established in 1984, GLOBEFISH is a multi-donor funded project in the Fisheries Division of the Food and Agriculture Organization of the United Nations (FAO), responsible for providing up-to-date market and trade information on fish and fish products.

[Visit our website](#)

[Subscribe to our newsletter](#) or [email us](#)

Recent Publications



[Globefish Highlights](#)

Our flagship publication, focused on prices and analysis of market trends covering a variety of major commodities. Released quarterly.



[Chinese Fish Price Report](#)

Comprehensive coverage of Chinese price trends, market information for commercially significant species, along with industry news and policy updates. Released quarterly.



[European Price Report](#)

Market and price analysis for fish and fish products in the European market. Released monthly.



This is the second edition of the GLOBEFISH Market Profiles produced for this country, and was made at the beginning of 2023.

These profiles are based on nationally reported data or information published by international agencies. As the profile is intended to reflect the most up to date information available, reporting years may vary between sections and commodities.

The designations employed and the presentation of material in this information product do not imply the expression of any opinion whatsoever on the part of FAO concerning the legal or constitutional status of any country, territory or sea area, or the delimitation of frontiers or boundaries.

The data herein presented is compiled by FAO staff at the time of its production, "as is" and "as available", and every effort is made to ensure, but not guarantee, their timeliness, accuracy and completeness. FAO assumes no responsibility for errors and omissions in the data provided. Users are, however, kindly asked to report any errors or deficiencies in this product to FAO GLOBEFISH (globefish@fao.org).

Please note

Re-exports and re-imports are not included. The term N/A has been used to indicate that information was not found in the indicated sources. The classification of fish and fish products as either processed or unprocessed is very broad and is intended for indicative purposes only.

[HS codes for fish and fish products](#)

International trade codes for fish and fish products in a user friendly format.



Sources and time periods:

-Fishing and aquaculture production (2020):
FAO's [Global Fishery and Aquaculture Production Statistics](#)

-Fish available for consumption (2017):
FAO's [Fishery and Aquaculture Statistics 2019](#)

-Population (2020), GDP Growth (2016-2020), GDP per Capita (2020):
IMF's [World Economic Outlook Databases](#)

-Imports, Exports and Share of Trade (2020):
FAO's [Global Fishery and Aquaculture Commodities Statistics](#)

-GDP, GDP from fisheries, GDP from agriculture (2020):
World Bank's [World Development Indicators](#),
OECD's [National Accounts Statistics](#) or
UNSD's [National Accounts](#)

-Ease of doing business (2020):
World Bank's [Ease of Doing Business](#) ranking

-Length of Coastline, Exclusive Economic Zone, Exclusive Fishing Zone (2003):
UNEP's [Global Environment Outlook](#)

[GLOBEFISH](#)

Explore more market information on the GLOBEFISH website



[European Price Dashboard](#)

Hundreds of prices, updated every Monday

