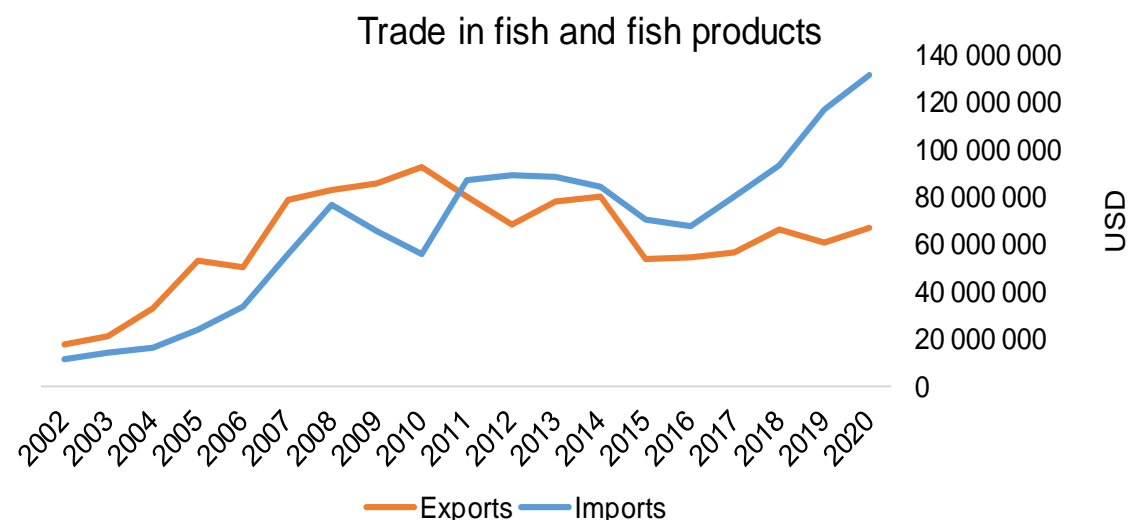




COUNTRY BRIEF

Population	Ease of doing business rank
18 877 000	25th
Length of coastline	EEZ/EFZ
4 528 km	N/A
Average GDP growth	GDP per capita
10.88%	USD 9 100



GDP from fisheries

0.18%

Fish available for consumption

2.9 kg/capita

Imports of fish and fish
products - 2020

USD 132 285 680

Agricultural GDP from fisheries

3.24%

Fisheries and aquaculture
production

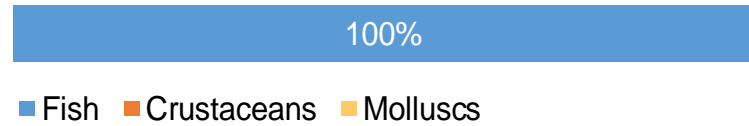
Total	52 610 tonnes
Fisheries	87%
Aquaculture	13%

Exports of fish and fish
products - 2020

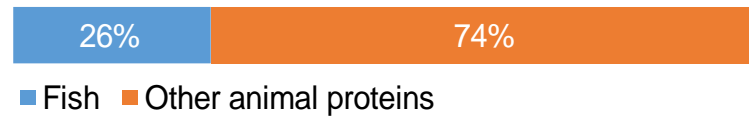
USD 67 475 680

Production and Trade Breakdown


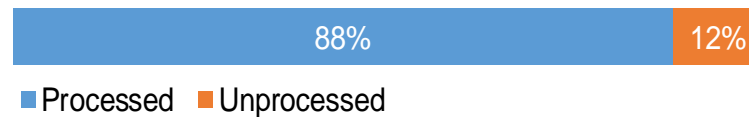
Production by volume



Imports by value



Exports by value



Production - Top 10 Species (Volume)

		Tonnes
1 st	Freshwater bream	14 819
2 nd	Pike-perch	6 919
3 rd	Freshwater fishes nei	4 500
4 th	Common carp	3 086
5 th	Cyprinids nei	2 935
6 th	Crucian carp	2 934
7 th	Caspian roach	2 811
8 th	Roaches nei	2 799
9 th	Pomfrets, ocean breams nei	2 207
10 th	Grass carp (White amur)	1 543

Imports - Top 10 Products (Value)

			USD
1 st	Atlantic, Danube salmon	frozen; excluding fillets, livers and roes HS 0303.13	32 900 200
2 nd	Livers, roes, milt	frozen HS 0303.91	11 426 370
3 rd	Herrings	frozen; excluding fillets, livers and roes HS 0303.51	10 864 770
4 th	Mackerel	frozen; excluding fillets, livers and roes HS 0303.54	10 379 370
5 th	Fish	prepared or preserved HS 1604.20	8 634 790
6 th	Shrimps, prawns	frozen HS 0306.17	4 798 980
7 th	Caviar substitutes	prepared from fish eggs HS 1604.32	4 524 750
8 th	Sardines, sardinella, brisling or sprats	prepared or preserved; whole or in pieces HS 1604.13	3 907 400
9 th	Herrings	prepared or preserved; whole or in pieces HS 1604.12	3 705 280
10 th	Eels	prepared or preserved; whole or in pieces HS 1604.17	3 242 600

Exports - Top 10 Products (Value)

			USD
1 st	Fish, other than species in 0304	frozen fillets HS 0304.89	36 828 430
2 nd	Caviar substitutes	prepared from fish eggs HS 1604.32	15 586 510
3 rd	Fish, other than species in 0303	frozen; excluding fillets, livers and roes HS 0303.89	5 502 190
4 th	Fish	dried, whether or not salted; not smoked HS 0305.59	2 309 400
5 th	Eels	prepared or preserved; whole or in pieces HS 1604.17	1 244 510
6 th	Shrimps, prawns	frozen HS 0306.17	1 072 560
7 th	Tilapias, catfish, carp, eels, Nile perch, snakeheads	dried, salted or in brine; not smoked HS 0305.31	682 430
8 th	Carp	frozen; excluding fillets, livers and roes HS 0303.25	572 890
9 th	Fish fins, other edible offal	dried, smoked, salted or in brine HS 0305.79	540 050
10 th	Livers, roes, milt	frozen HS 0303.91	486 390

A GLOBEFISH Product

Information, Disclaimer


Sources

Established in 1984, GLOBEFISH is a multi-donor funded project in the Fisheries Division of the Food and Agriculture Organization of the United Nations (FAO), responsible for providing up-to-date market and trade information on fish and fish products.

[Visit our website](#)

[Subscribe to our newsletter](#) or [email us](#)

Recent Publications



[Globefish Highlights](#)

Our flagship publication, focused on prices and analysis of market trends covering a variety of major commodities. Released quarterly.



[Chinese Fish Price Report](#)

Comprehensive coverage of Chinese price trends, market information for commercially significant species, along with industry news and policy updates. Released quarterly.



[European Price Report](#)

Market and price analysis for fish and fish products in the European market. Released monthly.



This is the second edition of the GLOBEFISH Market Profiles produced for this country, and was made at the beginning of 2023.

These profiles are based on nationally reported data or information published by international agencies. As the profile is intended to reflect the most up to date information available, reporting years may vary between sections and commodities.

The designations employed and the presentation of material in this information product do not imply the expression of any opinion whatsoever on the part of FAO concerning the legal or constitutional status of any country, territory or sea area, or the delimitation of frontiers or boundaries.

The data herein presented is compiled by FAO staff at the time of its production, "as is" and "as available", and every effort is made to ensure, but not guarantee, their timeliness, accuracy and completeness. FAO assumes no responsibility for errors and omissions in the data provided. Users are, however, kindly asked to report any errors or deficiencies in this product to FAO GLOBEFISH (globefish@fao.org).

Please note

Re-exports and re-imports are not included. The term N/A has been used to indicate that information was not found in the indicated sources. The classification of fish and fish products as either processed or unprocessed is very broad and is intended for indicative purposes only.

[HS codes for fish and fish products](#)

International trade codes for fish and fish products in a user friendly format.



Sources and time periods:

-Fishing and aquaculture production (2020):
FAO's [Global Fishery and Aquaculture Production Statistics](#)

-Fish available for consumption (2017):
FAO's [Fishery and Aquaculture Statistics 2019](#)

-Population (2020), GDP Growth (2016-2020), GDP per Capita (2020):
IMF's [World Economic Outlook Databases](#)

-Imports, Exports and Share of Trade (2020):
FAO's [Global Fishery and Aquaculture Commodities Statistics](#)

-GDP, GDP from fisheries, GDP from agriculture (2020):
World Bank's [World Development Indicators](#),
OECD's [National Accounts Statistics](#) or
UNSD's [National Accounts](#)

-Ease of doing business (2020):
World Bank's [Ease of Doing Business](#) ranking

-Length of Coastline, Exclusive Economic Zone, Exclusive Fishing Zone (2003):
UNEP's [Global Environment Outlook](#)

[GLOBEFISH](#)

Explore more market information on the GLOBEFISH website



[European Price Dashboard](#)

Hundreds of prices, updated every Monday

