



COUNTRY BRIEF

Population	Ease of doing business rank
119 000	164th
Length of coastline	Exclusive economic zone
1 961 km	3 387 650 km ²
Average GDP growth	GDP per capita
2.37%	USD 1 500

GDP from fisheries

N/A

Fish available for consumption

76.7 kg/capita

Imports of fish and fish
products - 2020

USD 1 578 600

Agricultural GDP from fisheries

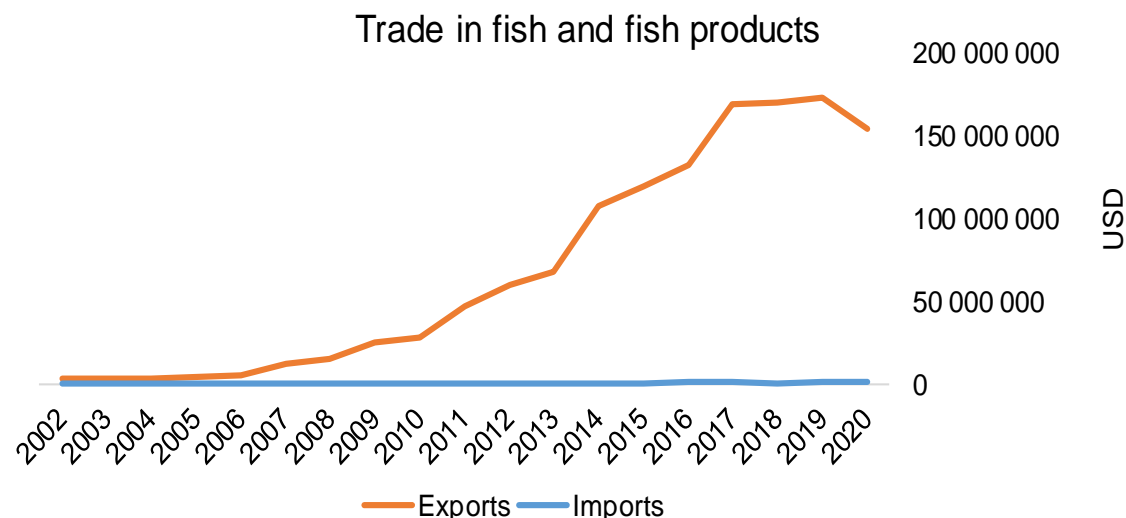
N/A

Fisheries and aquaculture
production

Total	212 753 tonnes
Fisheries	100%
Aquaculture	0%

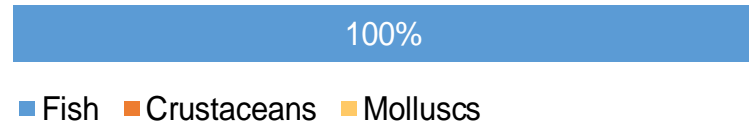
Exports of fish and fish
products - 2020

USD 154 909 450

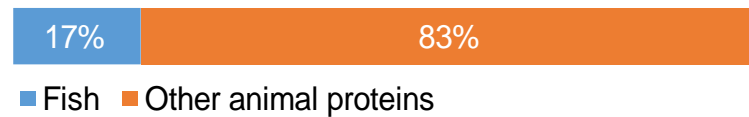


Production and Trade Breakdown

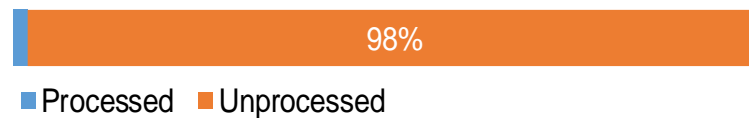
Production by volume



Imports by value



Exports by value



Production - Top 10 Species (Volume)

		Tonnes
1 st	Skipjack tuna	163 139
2 nd	Yellowfin tuna	31 525
3 rd	Bigeye tuna	12 955
4 th	Albacore	1 884
5 th	Snappers, jobfishes nei	680
6 th	Emperors (Scavengers) nei	550
7 th	Flyingfishes nei	450
8 th	Marine fishes nei	430
9 th	Jacks, crevalles nei	270
10 th	Swordfish	180

Imports - Top 10 Products (Value)

1 st	Mackerel	prepared or preserved; whole or in pieces HS 1604.15	USD 514 820
2 nd	Sardines, sardinella, brisling or sprats	prepared or preserved; whole or in pieces HS 1604.13	464 910
3 rd	Sardines, sardinella, brisling or sprats	frozen; excluding fillets, livers and roes HS 0303.53	453 240
4 th	Tunas, skipjack, bonito	prepared or preserved; whole or in pieces HS 1604.14	43 970
5 th	Fish, other than species in 1604	prepared or preserved; whole or in pieces HS 1604.19	40 270
6 th	Salmon	prepared or preserved; whole or in pieces HS 1604.11	16 890
7 th	Shrimps, prawns	prepared or preserved, in airtight containers HS 1605.29	12 540
8 th	Aquatic invertebrates, other than species in 1605	prepared or preserved HS 1605.69	8 960
9 th	Crab	prepared or preserved HS 1605.10	7 680
10 th	Scallops	live, fresh or chilled HS 0307.21	6 660

Exports - Top 10 Products (Value)

1 st	Skipjack, stripe-bellied bonito	frozen; excluding fillets, livers and roes HS 0303.43	USD 68 533 380
2 nd	Tunas	frozen; excluding fillets, livers and roes HS 0303.49	66 000 000
3 rd	Yellowfin tunas	frozen; excluding fillets, livers and roes HS 0303.42	13 103 100
4 th	Bigeye tunas	frozen; excluding fillets, livers and roes HS 0303.44	4 065 770
5 th	Tunas, skipjack, stripe- bellied bonito	frozen fillets HS 0304.87	2 985 390
6 th	Freshwater ornamental fish	live HS 0301.11	186 550
7 th	Non-freshwater ornamental fish	live HS 0301.19	23 840
8 th	Fish, other than species in 0303	frozen; excluding fillets, livers and roes HS 0303.89	10 760
9 th	Albacore or longfinned tunas	frozen; excluding fillets, livers and roes HS 0303.41	660

A GLOBEFISH Product

Information, Disclaimer

Sources

Established in 1984, GLOBEFISH is a multi-donor funded project in the Fisheries Division of the Food and Agriculture Organization of the United Nations (FAO), responsible for providing up-to-date market and trade information on fish and fish products.

[Visit our website](#)

[Subscribe to our newsletter](#) or [email us](#)

Recent Publications



[Globefish Highlights](#)

Our flagship publication, focused on prices and analysis of market trends covering a variety of major commodities. Released quarterly.



[Chinese Fish Price Report](#)

Comprehensive coverage of Chinese price trends, market information for commercially significant species, along with industry news and policy updates. Released quarterly.



[European Price Report](#)

Market and price analysis for fish and fish products in the European market. Released monthly.



This is the second edition of the GLOBEFISH Market Profiles produced for this country, and was made at the beginning of 2023.

These profiles are based on nationally reported data or information published by international agencies. As the profile is intended to reflect the most up to date information available, reporting years may vary between sections and commodities.

The designations employed and the presentation of material in this information product do not imply the expression of any opinion whatsoever on the part of FAO concerning the legal or constitutional status of any country, territory or sea area, or the delimitation of frontiers or boundaries.

The data herein presented is compiled by FAO staff at the time of its production, "as is" and "as available", and every effort is made to ensure, but not guarantee, their timeliness, accuracy and completeness. FAO assumes no responsibility for errors and omissions in the data provided. Users are, however, kindly asked to report any errors or deficiencies in this product to FAO GLOBEFISH (globefish@fao.org).

Please note

Re-exports and re-imports are not included. The term N/A has been used to indicate that information was not found in the indicated sources. The classification of fish and fish products as either processed or unprocessed is very broad and is intended for indicative purposes only.

[HS codes for fish and fish products](#)

International trade codes for fish and fish products in a user friendly format.



Sources and time periods:

-Fishing and aquaculture production (2020):
FAO's [Global Fishery and Aquaculture Production Statistics](#)

-Fish available for consumption (2017):
FAO's [Fishery and Aquaculture Statistics 2019](#)

-Population (2020), GDP Growth (2016-2020), GDP per Capita (2020):
IMF's [World Economic Outlook Databases](#)

-Imports, Exports and Share of Trade (2020):
FAO's [Global Fishery and Aquaculture Commodities Statistics](#)

-GDP, GDP from fisheries, GDP from agriculture (2020):
World Bank's [World Development Indicators](#),
OECD's [National Accounts Statistics](#) or
UNSD's [National Accounts](#)

-Ease of doing business (2020):
World Bank's [Ease of Doing Business](#) ranking

-Length of Coastline, Exclusive Economic Zone, Exclusive Fishing Zone (2003):
UNEP's [Global Environment Outlook](#)

[GLOBEFISH](#)

Explore more market information on the GLOBEFISH website



[European Price Dashboard](#)

Hundreds of prices, updated every Monday

