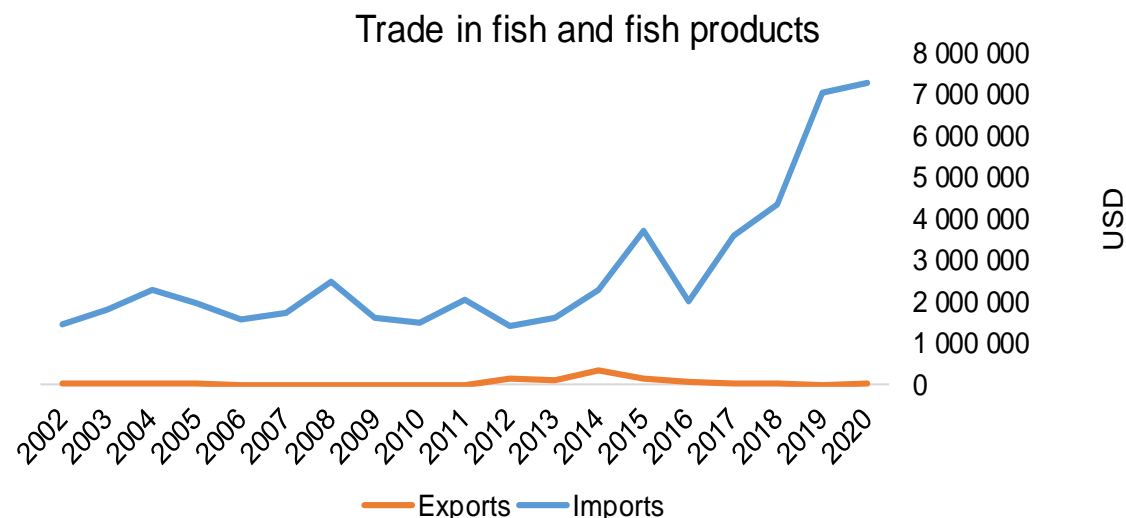




## COUNTRY BRIEF

Population	Ease of doing business rank
7 276 000	154th
Length of coastline	EEZ/EFZ
N/A	N/A
Average GDP growth	GDP per capita
6.76%	USD 2 500



GDP from fisheries

2.13%

Fish available for consumption

N/A

Imports of fish and fish  
products - 2020

USD 7 319 360

Agricultural GDP from fisheries

11.41%

Fisheries and aquaculture  
production

Total 200 021 tonnes

Fisheries 35%

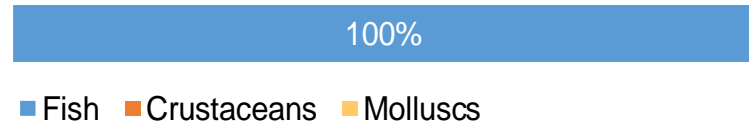
Aquaculture 65%

Exports of fish and fish  
products - 2020


USD 43 000

## Production and Trade Breakdown

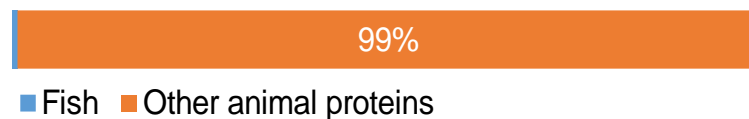
### Production by volume



### Imports by value



### Exports by value



## Production - Top 10 Species (Volume)

		Tonnes
1 <sup>st</sup>	Freshwater fishes nei	66 404
2 <sup>nd</sup>	Nile tilapia	39 500
3 <sup>rd</sup>	Cyprinids nei	11 157
4 <sup>th</sup>	Silver carp	10 200
5 <sup>th</sup>	Bighead carp	9 600
6 <sup>th</sup>	Silver barb	9 100
7 <sup>th</sup>	Common carp	7 650
8 <sup>th</sup>	Catla	7 450
9 <sup>th</sup>	Roho labeo	7 450
10 <sup>th</sup>	Grass carp (White amur)	7 250

## Imports - Top 10 Products (Value)

1 <sup>st</sup>	Flours, meals, pellets. Unfit for human consumption	from fish or aquatic invertebrates HS 2301.20	USD 1 142 080
2 <sup>nd</sup>	Sardines, sardinella, brisling or sprats	prepared or preserved; whole or in pieces HS 1604.13	785 350
3 <sup>rd</sup>	Fish, other than species in 0303	frozen; excluding fillets, livers and roes HS 0303.89	736 650
4 <sup>th</sup>	Octopus	live, fresh or chilled HS 0307.51	626 470
5 <sup>th</sup>	Fish fats or oils and fractions thereof	not chemically modified or from fish-livers HS 1504.20	480 700
6 <sup>th</sup>	Mackerel	prepared or preserved; whole or in pieces HS 1604.15	389 500
7 <sup>th</sup>	Crabs	frozen HS 0306.14	349 690
8 <sup>th</sup>	Salmon	prepared or preserved; whole or in pieces HS 1604.11	233 680
9 <sup>th</sup>	Fish heads, tails, maws	fresh or chilled; excluding fillets, livers and roes HS 0302.99	229 840
10 <sup>th</sup>	Flours, meals, pellets	from fish, fit for human consumption HS 0305.10	211 120

## Exports - Top 10 Products (Value)

1 <sup>st</sup>	Oysters	live, fresh or chilled HS 0307.11	USD 22 000
2 <sup>nd</sup>	Fish heads, tails, maws	dried, smoked, salted or in brine HS 0305.72	21 000

# A GLOBEFISH Product

# Information, Disclaimer

# Sources

Established in 1984, GLOBEFISH is a multi-donor funded project in the Fisheries Division of the Food and Agriculture Organization of the United Nations (FAO), responsible for providing up-to-date market and trade information on fish and fish products.

[Visit our website](#)

[Subscribe to our newsletter](#) or [email us](#)

## Recent Publications



### [Globefish Highlights](#)

Our flagship publication, focused on prices and analysis of market trends covering a variety of major commodities. Released quarterly.



### [Chinese Fish Price Report](#)

Comprehensive coverage of Chinese price trends, market information for commercially significant species, along with industry news and policy updates. Released quarterly.



### [European Price Report](#)

Market and price analysis for fish and fish products in the European market. Released monthly.



This is the second edition of the GLOBEFISH Market Profiles produced for this country, and was made at the beginning of 2023.

These profiles are based on nationally reported data or information published by international agencies. As the profile is intended to reflect the most up to date information available, reporting years may vary between sections and commodities.

The designations employed and the presentation of material in this information product do not imply the expression of any opinion whatsoever on the part of FAO concerning the legal or constitutional status of any country, territory or sea area, or the delimitation of frontiers or boundaries.

The data herein presented is compiled by FAO staff at the time of its production, "as is" and "as available", and every effort is made to ensure, but not guarantee, their timeliness, accuracy and completeness. FAO assumes no responsibility for errors and omissions in the data provided. Users are, however, kindly asked to report any errors or deficiencies in this product to FAO GLOBEFISH ([globefish@fao.org](mailto:globefish@fao.org)).

### Please note

Re-exports and re-imports are not included. The term N/A has been used to indicate that information was not found in the indicated sources. The classification of fish and fish products as either processed or unprocessed is very broad and is intended for indicative purposes only.

### [HS codes for fish and fish products](#)

International trade codes for fish and fish products in a user friendly format.



Sources and time periods:

-Fishing and aquaculture production (2020):  
FAO's [Global Fishery and Aquaculture Production Statistics](#)

-Fish available for consumption (2017):  
FAO's [Fishery and Aquaculture Statistics 2019](#)

-Population (2020), GDP Growth (2016-2020), GDP per Capita (2020):  
IMF's [World Economic Outlook Databases](#)

-Imports, Exports and Share of Trade (2020):  
FAO's [Global Fishery and Aquaculture Commodities Statistics](#)

-GDP, GDP from fisheries, GDP from agriculture (2020):  
World Bank's [World Development Indicators](#),  
OECD's [National Accounts Statistics](#) or  
UNSD's [National Accounts](#)

-Ease of doing business (2020):  
World Bank's [Ease of Doing Business](#) ranking

-Length of Coastline, Exclusive Economic Zone, Exclusive Fishing Zone (2003):  
UNEP's [Global Environment Outlook](#)

### [GLOBEFISH](#)

Explore more market information on the GLOBEFISH website



### [European Price Dashboard](#)

Hundreds of prices, updated every Monday

