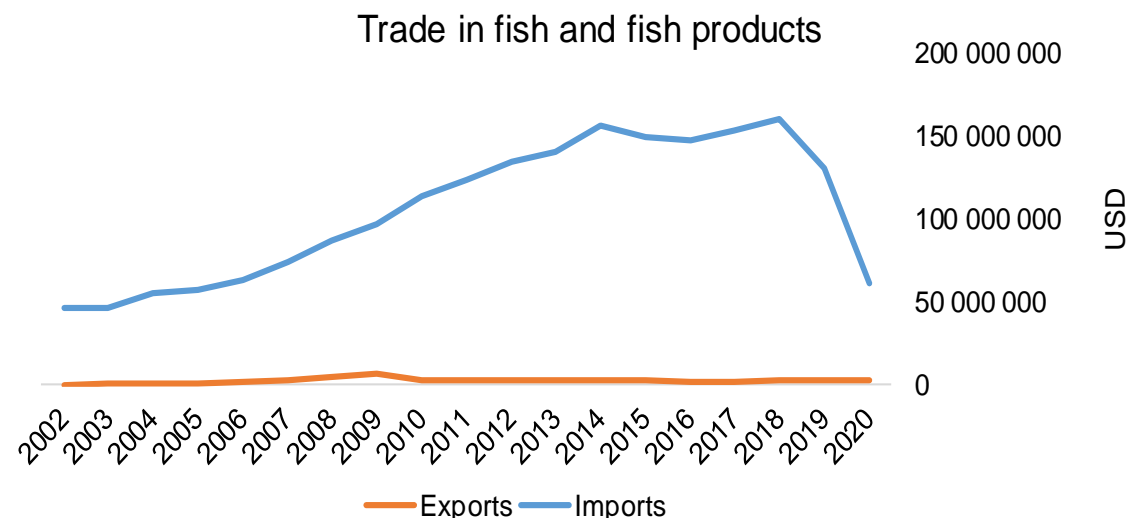




COUNTRY BRIEF

Population	Ease of doing business rank
6 825 000	143rd
Length of coastline	EEZ/EFZ
294 km	N/A
Average GDP growth	GDP per capita
5.86%	USD 3 600



GDP from fisheries

N/A

Fish available for consumption

8.7 kg/capita

Imports of fish and fish
products - 2020

USD 61 081 760

Agricultural GDP from fisheries

N/A

Fisheries and aquaculture
production

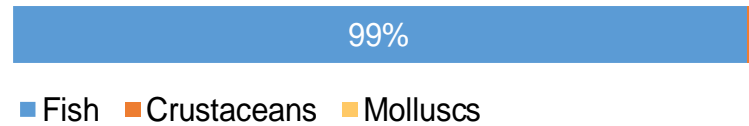
Total	3 728 tonnes
Fisheries	78%
Aquaculture	22%

Exports of fish and fish
products - 2020

USD 2 259 810

Production and Trade Breakdown

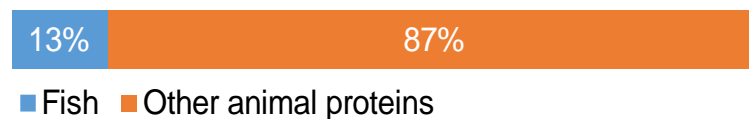
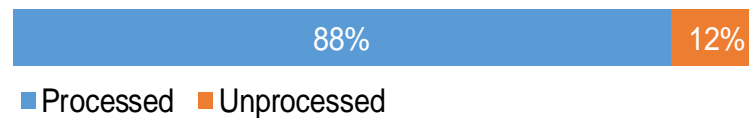
Production by volume



Imports by value



Exports by value



Production - Top 10 Species (Volume)

		Tonnes
1 st	Rainbow trout	800
2 nd	European anchovy	500
3 rd	Clupeoids nei	325
4 th	White seabream	265
5 th	Red-eye round herring	225
6 th	Little tunny (Atl.black skipj)	195
7 th	Spinefeet (Rabbitfishes) nei	190
8 th	Bogue	175
9 th	Axillary seabream	140
10 th	Bluespotted seabream	95

Imports - Top 10 Products (Value)

			USD
1 st	Tunas, skipjack, bonito	prepared or preserved; whole or in pieces HS 1604.14	19 443 400
2 nd	Fish, other than species in 0302	fresh or chilled; excluding fillets, livers and roes HS 0302.89	11 561 550
3 rd	Atlantic, Danube salmon	fresh or chilled; excluding fillets, livers and roes HS 0302.14	6 700 070
4 th	Sardines, sardinella, brisling or sprats	prepared or preserved; whole or in pieces HS 1604.13	4 570 140
5 th	Shrimps, prawns	frozen HS 0306.17	3 031 350
6 th	Salmonidae	fresh or chilled; excluding fillets, livers and roes HS 0302.19	2 277 760
7 th	Catfish	frozen fillets HS 0304.62	2 039 860
8 th	Fish	prepared or preserved HS 1604.20	1 230 560
9 th	Crab	prepared or preserved HS 1605.10	888 230
10 th	Flat fish	fresh or chilled; excluding fillets, livers and roes HS 0302.29	816 330

Exports - Top 10 Products (Value)

			USD
1 st	Tunas, skipjack, bonito	prepared or preserved; whole or in pieces HS 1604.14	803 350
2 nd	Pacific, Atlantic, Danube salmon	frozen fillets HS 0304.81	390 860
3 rd	Pacific, Atlantic, Danube salmon	smoked, including fillets HS 0305.41	256 850
4 th	Sardines, sardinella, brisling or sprats	prepared or preserved; whole or in pieces HS 1604.13	205 240
5 th	Shrimps, prawns	prepared or preserved, in airtight containers HS 1605.29	150 890
6 th	Trout	fresh or chilled; excluding fillets, livers and roes HS 0302.11	119 440
7 th	Toothfish	frozen; excluding fillets, livers and roes HS 0303.83	90 310
8 th	Salmon	prepared or preserved; whole or in pieces HS 1604.11	39 270
9 th	Squid, cuttlefish	prepared or preserved HS 1605.54	36 360
10 th	Salmonidae	fresh or chilled; excluding fillets, livers and roes HS 0302.19	33 810

A GLOBEFISH Product

Information, Disclaimer

Sources

Established in 1984, GLOBEFISH is a multi-donor funded project in the Fisheries Division of the Food and Agriculture Organization of the United Nations (FAO), responsible for providing up-to-date market and trade information on fish and fish products.

[Visit our website](#)

[Subscribe to our newsletter](#) or [email us](#)

Recent Publications



[Globefish Highlights](#)

Our flagship publication, focused on prices and analysis of market trends covering a variety of major commodities. Released quarterly.



[Chinese Fish Price Report](#)

Comprehensive coverage of Chinese price trends, market information for commercially significant species, along with industry news and policy updates. Released quarterly.



[European Price Report](#)

Market and price analysis for fish and fish products in the European market. Released monthly.



This is the second edition of the GLOBEFISH Market Profiles produced for this country, and was made at the beginning of 2023.

These profiles are based on nationally reported data or information published by international agencies. As the profile is intended to reflect the most up to date information available, reporting years may vary between sections and commodities.

The designations employed and the presentation of material in this information product do not imply the expression of any opinion whatsoever on the part of FAO concerning the legal or constitutional status of any country, territory or sea area, or the delimitation of frontiers or boundaries.

The data herein presented is compiled by FAO staff at the time of its production, "as is" and "as available", and every effort is made to ensure, but not guarantee, their timeliness, accuracy and completeness. FAO assumes no responsibility for errors and omissions in the data provided. Users are, however, kindly asked to report any errors or deficiencies in this product to FAO GLOBEFISH (globefish@fao.org).

Please note

Re-exports and re-imports are not included. The term N/A has been used to indicate that information was not found in the indicated sources. The classification of fish and fish products as either processed or unprocessed is very broad and is intended for indicative purposes only.

[HS codes for fish and fish products](#)

International trade codes for fish and fish products in a user friendly format.



Sources and time periods:

-Fishing and aquaculture production (2020):
FAO's [Global Fishery and Aquaculture Production Statistics](#)

-Fish available for consumption (2017):
FAO's [Fishery and Aquaculture Statistics 2019](#)

-Population (2020), GDP Growth (2016-2020), GDP per Capita (2020):
IMF's [World Economic Outlook Databases](#)

-Imports, Exports and Share of Trade (2020):
FAO's [Global Fishery and Aquaculture Commodities Statistics](#)

-GDP, GDP from fisheries, GDP from agriculture (2020):
World Bank's [World Development Indicators](#),
OECD's [National Accounts Statistics](#) or
UNSD's [National Accounts](#)

-Ease of doing business (2020):
World Bank's [Ease of Doing Business](#) ranking

-Length of Coastline, Exclusive Economic Zone, Exclusive Fishing Zone (2003):
UNEP's [Global Environment Outlook](#)

[GLOBEFISH](#)

Explore more market information on the GLOBEFISH website



[European Price Dashboard](#)

Hundreds of prices, updated every Monday

