



COUNTRY BRIEF

Population	Ease of doing business rank
2 795 000	11th
Length of coastline	Exclusive economic zone
258 km	3 645 km ²
Average GDP growth	GDP per capita
6.26%	USD 20 200



GDP from fisheries

0.07%

Fish available for consumption

31.6 kg/capita

Imports of fish and fish
products - 2020

USD 580 842 920

Agricultural GDP from fisheries

2.27%

Fisheries and aquaculture
production

Total 95 561 tonnes

Fisheries 95%

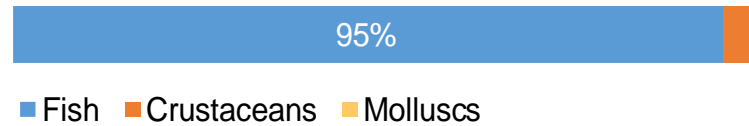
Aquaculture 5%

Exports of fish and fish
products - 2020

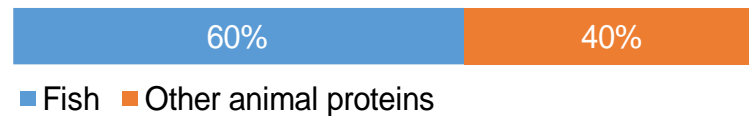
USD 677 583 360

Production and Trade Breakdown

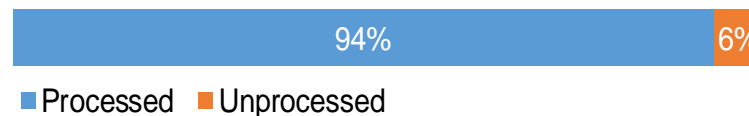
Production by volume



Imports by value



Exports by value



Production - Top 10 Species (Volume)

		Tonnes
1 st	Atlantic chub mackerel	21 733
2 nd	Atlantic horse mackerel	20 797
3 rd	Atlantic herring	12 672
4 th	Blue whiting (Poutassou)	11 614
5 th	European sprat	11 141
6 th	Northern prawn	4 450
7 th	Common carp	3 312
8 th	Beaked redfish	1 988
9 th	Atlantic mackerel	816
10 th	Freshwater bream	624

Imports - Top 10 Products (Value)

			USD
1 st	Atlantic, Danube salmon	fresh or chilled; excluding fillets, livers and roes HS 0302.14	223 096 530
2 nd	Cod	frozen; excluding fillets, livers and roes HS 0303.63	63 026 520
3 rd	Fish, other than species in 0304	frozen meat; excluding fillets, livers and roes HS 0304.99	52 480 130
4 th	Mackerel	frozen; excluding fillets, livers and roes HS 0303.54	24 264 200
5 th	Fish, other than species in 0304	frozen fillets HS 0304.89	22 777 790
6 th	Fish	prepared or preserved HS 1604.20	14 734 750
7 th	Pacific, Atlantic, Danube salmon	fresh or chilled fillets HS 0304.41	12 664 830
8 th	Coalfish	frozen; excluding fillets, livers and roes HS 0303.65	12 266 900
9 th	Atlantic, Danube salmon	frozen; excluding fillets, livers and roes HS 0303.13	10 989 700
10 th	Sockeye salmon (red salmon)	frozen; excluding fillets, livers and roes HS 0303.11	9 749 110

Exports - Top 10 Products (Value)

			USD
1 st	Pacific, Atlantic, Danube salmon	smoked, including fillets HS 0305.41	257 482 760
2 nd	Fish	prepared or preserved HS 1604.20	120 040 250
3 rd	Cod	frozen fillets HS 0304.71	57 305 470
4 th	Pacific, Atlantic, Danube salmon	frozen fillets HS 0304.81	37 348 120
5 th	Herrings	prepared or preserved; whole or in pieces HS 1604.12	26 932 130
6 th	Fish, other than species in 0304	frozen fillets HS 0304.89	25 183 240
7 th	Fish	fresh or chilled fillets HS 0304.44	19 959 280
8 th	Mackerel	frozen; excluding fillets, livers and roes HS 0303.54	17 951 060
9 th	Coalfish	frozen fillets HS 0304.73	16 225 460
10 th	Pacific, Atlantic, Danube salmon	fresh or chilled fillets HS 0304.41	14 438 390

A GLOBEFISH Product

Information, Disclaimer

Sources

Established in 1984, GLOBEFISH is a multi-donor funded project in the Fisheries Division of the Food and Agriculture Organization of the United Nations (FAO), responsible for providing up-to-date market and trade information on fish and fish products.

[Visit our website](#)

[Subscribe to our newsletter](#) or [email us](#)

Recent Publications



[Globefish Highlights](#)

Our flagship publication, focused on prices and analysis of market trends covering a variety of major commodities. Released quarterly.



[Chinese Fish Price Report](#)

Comprehensive coverage of Chinese price trends, market information for commercially significant species, along with industry news and policy updates. Released quarterly.



[European Price Report](#)

Market and price analysis for fish and fish products in the European market. Released monthly.



This is the second edition of the GLOBEFISH Market Profiles produced for this country, and was made at the beginning of 2023.

These profiles are based on nationally reported data or information published by international agencies. As the profile is intended to reflect the most up to date information available, reporting years may vary between sections and commodities.

The designations employed and the presentation of material in this information product do not imply the expression of any opinion whatsoever on the part of FAO concerning the legal or constitutional status of any country, territory or sea area, or the delimitation of frontiers or boundaries.

The data herein presented is compiled by FAO staff at the time of its production, "as is" and "as available", and every effort is made to ensure, but not guarantee, their timeliness, accuracy and completeness. FAO assumes no responsibility for errors and omissions in the data provided. Users are, however, kindly asked to report any errors or deficiencies in this product to FAO GLOBEFISH (globefish@fao.org).

Please note

Re-exports and re-imports are not included. The term N/A has been used to indicate that information was not found in the indicated sources. The classification of fish and fish products as either processed or unprocessed is very broad and is intended for indicative purposes only.

[HS codes for fish and fish products](#)

International trade codes for fish and fish products in a user friendly format.



Sources and time periods:

-Fishing and aquaculture production (2020):
FAO's [Global Fishery and Aquaculture Production Statistics](#)

-Fish available for consumption (2017):
FAO's [Fishery and Aquaculture Statistics 2019](#)

-Population (2020), GDP Growth (2016-2020), GDP per Capita (2020):
IMF's [World Economic Outlook Databases](#)

-Imports, Exports and Share of Trade (2020):
FAO's [Global Fishery and Aquaculture Commodities Statistics](#)

-GDP, GDP from fisheries, GDP from agriculture (2020):
World Bank's [World Development Indicators](#),
OECD's [National Accounts Statistics](#) or
UNSD's [National Accounts](#)

-Ease of doing business (2020):
World Bank's [Ease of Doing Business](#) ranking

-Length of Coastline, Exclusive Economic Zone, Exclusive Fishing Zone (2003):
UNEP's [Global Environment Outlook](#)

[GLOBEFISH](#)

Explore more market information on the GLOBEFISH website



[European Price Dashboard](#)

Hundreds of prices, updated every Monday

