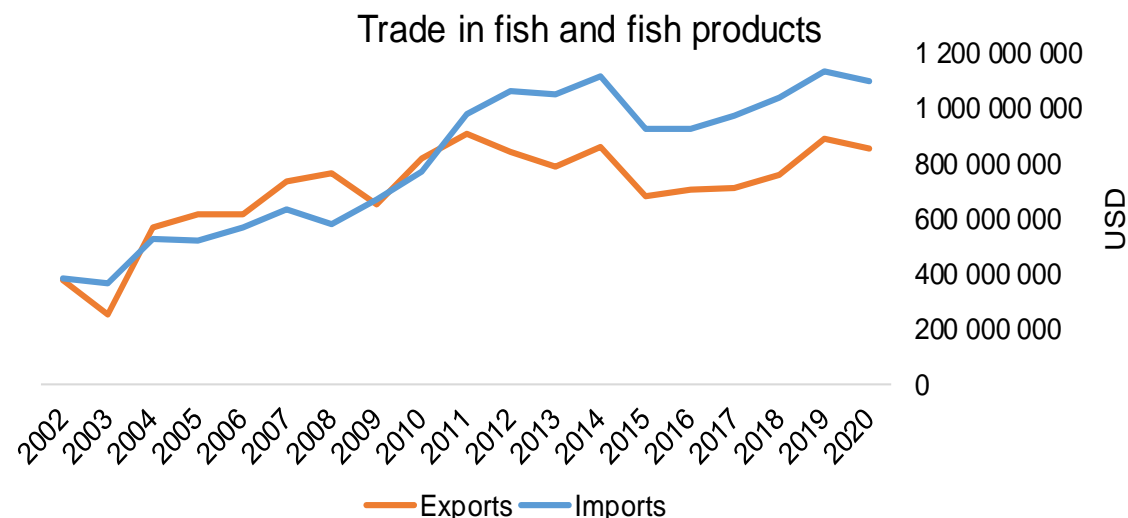




## COUNTRY BRIEF

Population	Ease of doing business rank
32 584 000	147th
Length of coastline	Exclusive economic zone
9 323 km	870 623 km <sup>2</sup>
Average GDP growth	GDP per capita
3.38%	USD 9 900



GDP from fisheries

4.18%

Fish available for consumption

90.5 kg/capita

Imports of fish and fish products - 2020

USD 1 101 810 740

Agricultural GDP from fisheries

78.84%

Fisheries and aquaculture production

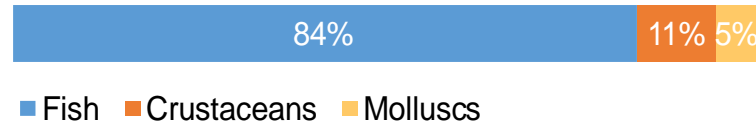
Total	148 565 tonnes
Fisheries	86%
Aquaculture	14%

Exports of fish and fish products - 2020


USD 858 399 150

## Production and Trade Breakdown

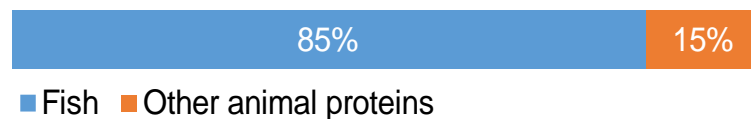
### Production by volume



### Imports by value



### Exports by value



## Production - Top 10 Species (Volume)

		Tonnes
1 <sup>st</sup>	Marine fishes nei	103 871
2 <sup>nd</sup>	Mackerels nei	102 306
3 <sup>rd</sup>	Indian scad	79 068
4 <sup>th</sup>	Natantian decapods nei	61 592
5 <sup>th</sup>	Frigate tuna	88
6 <sup>th</sup>	Indian mackerels nei	12
7 <sup>th</sup>	Various squids nei	9
8 <sup>th</sup>	Kawakawa	44 963
9 <sup>th</sup>	Lizardfishes nei	42 560
10 <sup>th</sup>	Threadfin breams nei	41 072

## Imports - Top 10 Products (Value)

			USD
1 <sup>st</sup>	Fish, other than species in 0302	fresh or chilled; excluding fillets, livers and roes HS 0302.89	8 014 920
2 <sup>nd</sup>	Fish, other than species in 0303	frozen; excluding fillets, livers and roes HS 0303.89	105 083 700
3 <sup>rd</sup>	Shrimps, prawns	frozen HS 0306.17	84 201 910
4 <sup>th</sup>	Squid, cuttlefish	frozen HS 0307.43	68 995 560
5 <sup>th</sup>	Fish, other than species in 0304	frozen meat; excluding fillets, livers and roes HS 0304.99	1 400 000
6 <sup>th</sup>	Mackerel	frozen; excluding fillets, livers and roes HS 0303.54	46 078 930
7 <sup>th</sup>	Flours, meals, pellets. Unfit for human consumption	from fish or aquatic invertebrates HS 2301.20	37 380 500
8 <sup>th</sup>	Squid, cuttlefish	dried, smoked, salted or in brine HS 0307.49	855 340
9 <sup>th</sup>	Sardines, sardinella, brisling or sprats	prepared or preserved; whole or in pieces HS 1604.13	23 262 410
10 <sup>th</sup>	Sardines, sardinella, brisling or sprats	frozen; excluding fillets, livers and roes HS 0303.53	21 862 530

## Exports - Top 10 Products (Value)

			USD
1 <sup>st</sup>	Shrimps, prawns	frozen HS 0306.17	185 805 110
2 <sup>nd</sup>	Fish, other than species in 0303	frozen; excluding fillets, livers and roes HS 0303.89	85 796 580
3 <sup>rd</sup>	Fish	prepared or preserved HS 1604.20	85 544 280
4 <sup>th</sup>	Squid, cuttlefish	frozen HS 0307.43	64 919 750
5 <sup>th</sup>	Flours, meals, pellets. Unfit for human consumption	from fish or aquatic invertebrates HS 2301.20	55 712 710
6 <sup>th</sup>	Fish, other than species in 1604	prepared or preserved; whole or in pieces HS 1604.19	31 563 040
7 <sup>th</sup>	Fish, other than species in 0302	fresh or chilled; excluding fillets, livers and roes HS 0302.89	24 031 350
8 <sup>th</sup>	Fish, other than species in 0304	frozen meat; excluding fillets, livers and roes HS 0304.99	21 967 940
9 <sup>th</sup>	Sea cucumbers	dried, smoked, salted or in brine or smoked HS 0308.19	18 780 990
10 <sup>th</sup>	Squid, cuttlefish	prepared or preserved HS 1605.54	16 773 500

# A GLOBEFISH Product

# Information, Disclaimer

# Sources

Established in 1984, GLOBEFISH is a multi-donor funded project in the Fisheries Division of the Food and Agriculture Organization of the United Nations (FAO), responsible for providing up-to-date market and trade information on fish and fish products.

[Visit our website](#)

[Subscribe to our newsletter](#) or [email us](#)

## Recent Publications



### [Globefish Highlights](#)

Our flagship publication, focused on prices and analysis of market trends covering a variety of major commodities. Released quarterly.



### [Chinese Fish Price Report](#)

Comprehensive coverage of Chinese price trends, market information for commercially significant species, along with industry news and policy updates. Released quarterly.



### [European Price Report](#)

Market and price analysis for fish and fish products in the European market. Released monthly.



This is the second edition of the GLOBEFISH Market Profiles produced for this country, and was made at the beginning of 2023.

These profiles are based on nationally reported data or information published by international agencies. As the profile is intended to reflect the most up to date information available, reporting years may vary between sections and commodities.

The designations employed and the presentation of material in this information product do not imply the expression of any opinion whatsoever on the part of FAO concerning the legal or constitutional status of any country, territory or sea area, or the delimitation of frontiers or boundaries.

The data herein presented is compiled by FAO staff at the time of its production, "as is" and "as available", and every effort is made to ensure, but not guarantee, their timeliness, accuracy and completeness. FAO assumes no responsibility for errors and omissions in the data provided. Users are, however, kindly asked to report any errors or deficiencies in this product to FAO GLOBEFISH ([globefish@fao.org](mailto:globefish@fao.org)).

### Please note

Re-exports and re-imports are not included. The term N/A has been used to indicate that information was not found in the indicated sources. The classification of fish and fish products as either processed or unprocessed is very broad and is intended for indicative purposes only.

### [HS codes for fish and fish products](#)

International trade codes for fish and fish products in a user friendly format.



Sources and time periods:

-Fishing and aquaculture production (2020):  
FAO's [Global Fishery and Aquaculture Production Statistics](#)

-Fish available for consumption (2017):  
FAO's [Fishery and Aquaculture Statistics 2019](#)

-Population (2020), GDP Growth (2016-2020), GDP per Capita (2020):  
IMF's [World Economic Outlook Databases](#)

-Imports, Exports and Share of Trade (2020):  
FAO's [Global Fishery and Aquaculture Commodities Statistics](#)

-GDP, GDP from fisheries, GDP from agriculture (2020):  
World Bank's [World Development Indicators](#),  
OECD's [National Accounts Statistics](#) or  
UNSD's [National Accounts](#)

-Ease of doing business (2020):  
World Bank's [Ease of Doing Business](#) ranking

-Length of Coastline, Exclusive Economic Zone, Exclusive Fishing Zone (2003):  
UNEP's [Global Environment Outlook](#)

### [GLOBEFISH](#)

Explore more market information on the GLOBEFISH website



### [European Price Dashboard](#)

Hundreds of prices, updated every Monday

