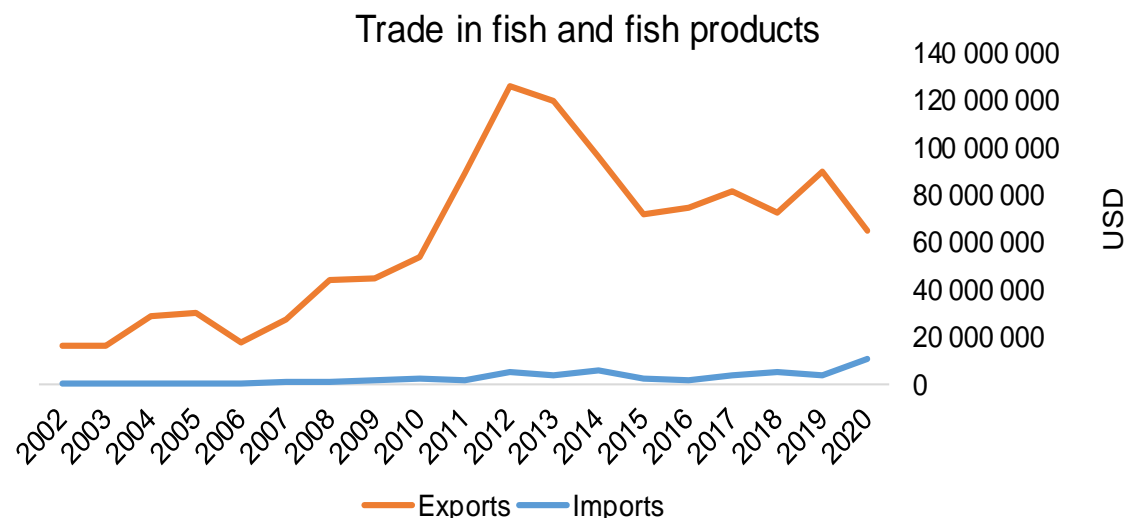




COUNTRY BRIEF

Population	Ease of doing business rank
55 000	153rd
Length of coastline	Exclusive economic zone
2 106 km	1 877 280 km ²
Average GDP growth	GDP per capita
4.97%	USD 4 400



GDP from fisheries

9.91%

Fish available for consumption

38.5 kg/capita

Imports of fish and fish
products - 2020

USD 10 923 990

Agricultural GDP from fisheries

44.63%

Fisheries and aquaculture
production

Total 88 212 tonnes

Fisheries 100%

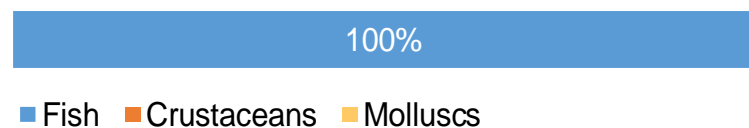
Aquaculture 0%

Exports of fish and fish
products - 2020

USD 65 411 090

Production and Trade Breakdown

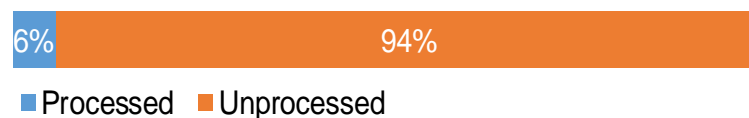
Production by volume



Imports by value



Exports by value



Production - Top 10 Species (Volume)

		Tonnes
1 st	Skipjack tuna	69 244
2 nd	Yellowfin tuna	11 402
3 rd	Bigeye tuna	4 559
4 th	Marine fishes nei	2 800
5 th	Blue marlin	108
6 th	Blue shark	25
7 th	Swordfish	17
8 th	Whale shark	11
9 th	Silky shark	10
10 th	Albacore	9

Imports - Top 10 Products (Value)

			USD
1 st	Skipjack, stripe-bellied bonito	frozen; excluding fillets, livers and roes HS 0303.43	4 335 670
2 nd	Tunas, skipjack, stripe-bellied bonito	frozen fillets HS 0304.87	1 567 980
3 rd	Yellowfin tunas	frozen; excluding fillets, livers and roes HS 0303.42	1 196 500
4 th	Tunas, skipjack, bonito	prepared or preserved; whole or in pieces HS 1604.14	923 080
5 th	Sardines, sardinella, brisling or sprats	frozen; excluding fillets, livers and roes HS 0303.53	795 210
6 th	Bigeye tunas	frozen; excluding fillets, livers and roes HS 0303.44	452 000
7 th	Mackerel	prepared or preserved; whole or in pieces HS 1604.15	341 180
8 th	Shrimps, prawns	frozen HS 0306.17	180 730
9 th	Fish, other than species in 0303	frozen; excluding fillets, livers and roes HS 0303.89	149 150
10 th	Fish, other than species in 0304	frozen meat; excluding fillets, livers and roes HS 0304.99	80 280

Exports - Top 10 Products (Value)

			USD
1 st	Skipjack, stripe-bellied bonito	frozen; excluding fillets, livers and roes HS 0303.43	43 431 920
2 nd	Yellowfin tunas	frozen; excluding fillets, livers and roes HS 0303.42	12 093 560
3 rd	Bigeye tunas	fresh or chilled; excluding fillets, livers and roes HS 0302.34	2 508 630
4 th	Bigeye tunas	frozen; excluding fillets, livers and roes HS 0303.44	2 224 970
5 th	Tunas, skipjack, bonito	prepared or preserved; whole or in pieces HS 1604.14	1 236 900
6 th	Fish	fresh or chilled fillets HS 0304.49	1 194 930
7 th	Tunas, skipjack, stripe-bellied bonito	frozen fillets HS 0304.87	914 430
8 th	Yellowfin tunas	fresh or chilled; excluding fillets, livers and roes HS 0302.32	468 580
9 th	Fish, other than species in 0303.5	frozen; excluding fillets, livers and roes HS 0303.59	458 150
10 th	Non-freshwater ornamental fish	live HS 0301.19	272 320

A GLOBEFISH Product

Information, Disclaimer

Sources

Established in 1984, GLOBEFISH is a multi-donor funded project in the Fisheries Division of the Food and Agriculture Organization of the United Nations (FAO), responsible for providing up-to-date market and trade information on fish and fish products.

[Visit our website](#)

[Subscribe to our newsletter](#) or [email us](#)

Recent Publications



[Globefish Highlights](#)

Our flagship publication, focused on prices and analysis of market trends covering a variety of major commodities. Released quarterly.



[Chinese Fish Price Report](#)

Comprehensive coverage of Chinese price trends, market information for commercially significant species, along with industry news and policy updates. Released quarterly.



[European Price Report](#)

Market and price analysis for fish and fish products in the European market. Released monthly.



This is the second edition of the GLOBEFISH Market Profiles produced for this country, and was made at the beginning of 2023.

These profiles are based on nationally reported data or information published by international agencies. As the profile is intended to reflect the most up to date information available, reporting years may vary between sections and commodities.

The designations employed and the presentation of material in this information product do not imply the expression of any opinion whatsoever on the part of FAO concerning the legal or constitutional status of any country, territory or sea area, or the delimitation of frontiers or boundaries.

The data herein presented is compiled by FAO staff at the time of its production, "as is" and "as available", and every effort is made to ensure, but not guarantee, their timeliness, accuracy and completeness. FAO assumes no responsibility for errors and omissions in the data provided. Users are, however, kindly asked to report any errors or deficiencies in this product to FAO GLOBEFISH (globefish@fao.org).

Please note

Re-exports and re-imports are not included. The term N/A has been used to indicate that information was not found in the indicated sources. The classification of fish and fish products as either processed or unprocessed is very broad and is intended for indicative purposes only.

[HS codes for fish and fish products](#)

International trade codes for fish and fish products in a user friendly format.



Sources and time periods:

-Fishing and aquaculture production (2020):
FAO's [Global Fishery and Aquaculture Production Statistics](#)

-Fish available for consumption (2017):
FAO's [Fishery and Aquaculture Statistics 2019](#)

-Population (2020), GDP Growth (2016-2020), GDP per Capita (2020):
IMF's [World Economic Outlook Databases](#)

-Imports, Exports and Share of Trade (2020):
FAO's [Global Fishery and Aquaculture Commodities Statistics](#)

-GDP, GDP from fisheries, GDP from agriculture (2020):
World Bank's [World Development Indicators](#),
OECD's [National Accounts Statistics](#) or
UNSD's [National Accounts](#)

-Ease of doing business (2020):
World Bank's [Ease of Doing Business](#) ranking

-Length of Coastline, Exclusive Economic Zone, Exclusive Fishing Zone (2003):
UNEP's [Global Environment Outlook](#)

[GLOBEFISH](#)

Explore more market information on the GLOBEFISH website



[European Price Dashboard](#)

Hundreds of prices, updated every Monday

