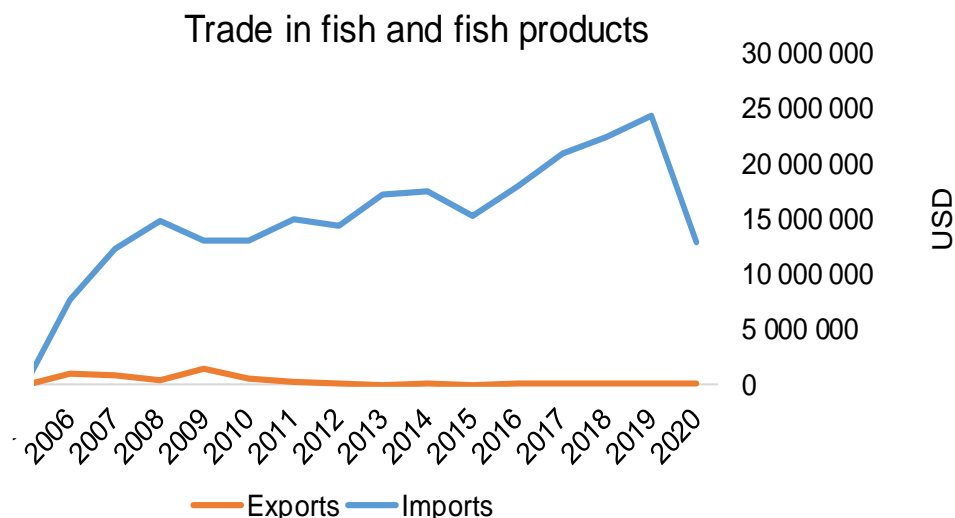




COUNTRY BRIEF

Population	Ease of doing business rank
621 000	50th
Length of coastline	EEZ/EFZ
N/A	N/A
Average GDP growth	GDP per capita
1.98%	USD 7 700



GDP from fisheries

0.00%

Fish available for consumption

14.1 kg/capita

Imports of fish and fish
products - 2020

USD 12 896 110

Agricultural GDP from fisheries

0.01%

Fisheries and aquaculture
production

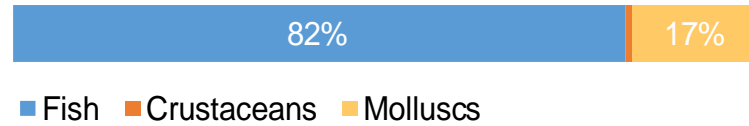
Total	1 700 tonnes
Fisheries	48%
Aquaculture	52%

Exports of fish and fish
products - 2020

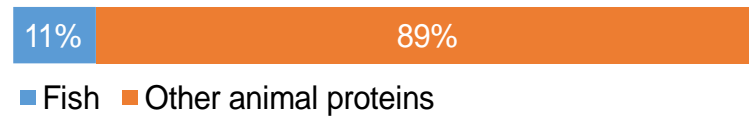
USD 135 480

Production and Trade Breakdown

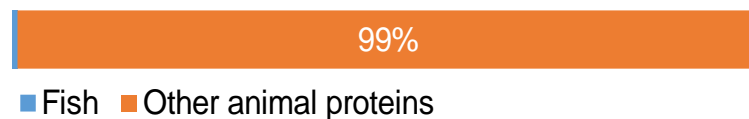
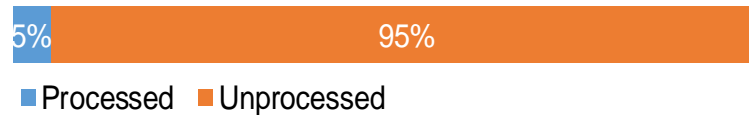
Production by volume



Imports by value



Exports by value



Production - Top 10 Species (Volume)

		Tonnes
1 st	Rainbow trout	537
2 nd	Mediterranean mussel	229
3 rd	European pilchard (Sardine)	162
4 th	Common carp	145
5 th	European anchovy	92
6 th	Gilthead seabream	70
7 th	European hake	41
8 th	European seabass	38
9 th	Atlantic horse mackerel	33
10 th	Surmullets (Red mullets) nei	33

Imports - Top 10 Products (Value)

			USD
1 st	Tunas, skipjack, bonito	prepared or preserved; whole or in pieces HS 1604.14	1 985 300
2 nd	Fish	prepared or preserved HS 1604.20	1 793 960
3 rd	Sardines, sardinella, brisling or sprats	prepared or preserved; whole or in pieces HS 1604.13	1 286 370
4 th	Hake	frozen; excluding fillets, livers and roes HS 0303.66	935 250
5 th	Squid, cuttlefish	frozen HS 0307.43	931 780
6 th	Animal feed	of fish, marine invertebrates or mammals HS 2309.90	930 520
7 th	Shrimps, prawns	frozen HS 0306.17	565 930
8 th	Pacific, Atlantic, Danube salmon	frozen fillets HS 0304.81	392 550
9 th	Octopus	frozen HS 0307.52	376 950
10 th	Hake	frozen fillets HS 0304.74	336 230

Exports - Top 10 Products (Value)

			USD
1 st	Seabream	fresh or chilled; excluding fillets, livers and roes HS 0302.85	70 560
2 nd	Seabass	fresh or chilled; excluding fillets, livers and roes HS 0302.84	45 670
3 rd	Fish, other than species in 0302	fresh or chilled; excluding fillets, livers and roes HS 0302.89	4 870
4 th	Fish	prepared or preserved HS 1604.20	3 210
5 th	Mackerel	prepared or preserved; whole or in pieces HS 1604.15	1 630
6 th	Fish, other than species in 0303	frozen; excluding fillets, livers and roes HS 0303.89	1 600
7 th	Fish, other than species in 0305	salted or in brine, not dried or smoked HS 0305.69	1 400
8 th	Hake	fresh or chilled; excluding fillets, livers and roes HS 0302.54	1 360
9 th	Mussels	live, fresh or chilled HS 0307.31	1 290
10 th	Sardines, sardinella, brisling or sprats	frozen; excluding fillets, livers and roes HS 0303.53	920

A GLOBEFISH Product

Information, Disclaimer


Sources

Established in 1984, GLOBEFISH is a multi-donor funded project in the Fisheries Division of the Food and Agriculture Organization of the United Nations (FAO), responsible for providing up-to-date market and trade information on fish and fish products.

[Visit our website](#)

[Subscribe to our newsletter](#) or [email us](#)

Recent Publications



[Globefish Highlights](#)

Our flagship publication, focused on prices and analysis of market trends covering a variety of major commodities. Released quarterly.



[Chinese Fish Price Report](#)

Comprehensive coverage of Chinese price trends, market information for commercially significant species, along with industry news and policy updates. Released quarterly.



[European Price Report](#)

Market and price analysis for fish and fish products in the European market. Released monthly.



This is the second edition of the GLOBEFISH Market Profiles produced for this country, and was made at the beginning of 2023.

These profiles are based on nationally reported data or information published by international agencies. As the profile is intended to reflect the most up to date information available, reporting years may vary between sections and commodities.

The designations employed and the presentation of material in this information product do not imply the expression of any opinion whatsoever on the part of FAO concerning the legal or constitutional status of any country, territory or sea area, or the delimitation of frontiers or boundaries.

The data herein presented is compiled by FAO staff at the time of its production, "as is" and "as available", and every effort is made to ensure, but not guarantee, their timeliness, accuracy and completeness. FAO assumes no responsibility for errors and omissions in the data provided. Users are, however, kindly asked to report any errors or deficiencies in this product to FAO GLOBEFISH (globefish@fao.org).

Please note

Re-exports and re-imports are not included. The term N/A has been used to indicate that information was not found in the indicated sources. The classification of fish and fish products as either processed or unprocessed is very broad and is intended for indicative purposes only.

[HS codes for fish and fish products](#)

International trade codes for fish and fish products in a user friendly format.



Sources and time periods:

-Fishing and aquaculture production (2020):
FAO's [Global Fishery and Aquaculture Production Statistics](#)

-Fish available for consumption (2017):
FAO's [Fishery and Aquaculture Statistics 2019](#)

-Population (2020), GDP Growth (2016-2020), GDP per Capita (2020):
IMF's [World Economic Outlook Databases](#)

-Imports, Exports and Share of Trade (2020):
FAO's [Global Fishery and Aquaculture Commodities Statistics](#)

-GDP, GDP from fisheries, GDP from agriculture (2020):
World Bank's [World Development Indicators](#),
OECD's [National Accounts Statistics](#) or
UNSD's [National Accounts](#)

-Ease of doing business (2020):
World Bank's [Ease of Doing Business](#) ranking

-Length of Coastline, Exclusive Economic Zone, Exclusive Fishing Zone (2003):
UNEP's [Global Environment Outlook](#)

[GLOBEFISH](#)

Explore more market information on the GLOBEFISH website



[European Price Dashboard](#)

Hundreds of prices, updated every Monday

