



COUNTRY BRIEF

Population	Ease of doing business rank
35 952 000	53rd
Length of coastline	Exclusive economic zone
2 009 km	328 421 km ²
Average GDP growth	GDP per capita
1.43%	USD 3 400

GDP from fisheries

0.99%

Fish available for consumption

19.5 kg/capita

Imports of fish and fish
products - 2020

USD 187 904 270

Agricultural GDP from fisheries

9.26%

Fisheries and aquaculture
production

Total 1 376 742 tonnes

Fisheries 100%

Aquaculture 0%

Exports of fish and fish
products - 2020

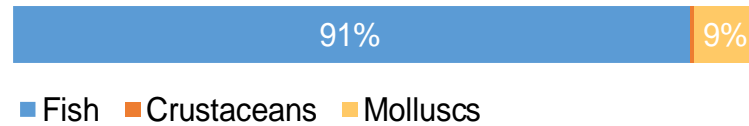
USD 2 334 040 320

Trade in fish and fish products

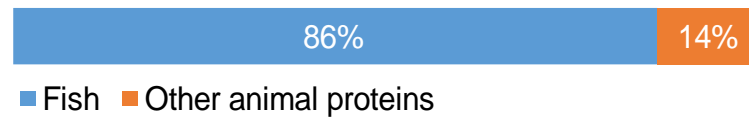


Production and Trade Breakdown

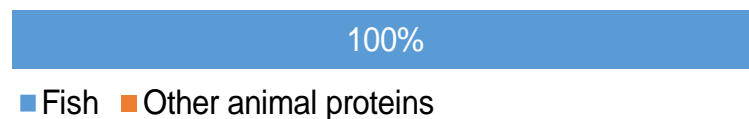
Production by volume



Imports by value



Exports by value



Production - Top 10 Species (Volume)

		Tonnes
1 st	European pilchard (Sardine)	843 308
2 nd	Atlantic chub mackerel	185 986
3 rd	Octopuses, etc. nei	51 906
4 th	European anchovy	50 078
5 th	Cuttlefish, bobtail squids nei	39 128
6 th	Marine fishes nei	33 380
7 th	Jack and horse mackerels nei	31 103
8 th	Various squids nei	24 427
9 th	Cyprinids nei	13 500
10 th	Largehead hairtail	11 810

Imports - Top 10 Products (Value)

			USD
1 st	Shrimps, prawns	frozen; cold-water species HS 0306.16	37 589 360
2 nd	Squid, cuttlefish	frozen HS 0307.43	29 081 890
3 rd	Skipjack, stripe-bellied bonito	frozen; excluding fillets, livers and roes HS 0303.43	22 316 610
4 th	Shrimps, prawns	live, fresh or chilled; cold-water species HS 0306.35	20 320 080
5 th	Shrimps, prawns	frozen HS 0306.17	15 160 080
6 th	Tunas, skipjack, bonito	prepared or preserved; whole or in pieces HS 1604.14	14 663 780
7 th	Atlantic, Danube salmon	fresh or chilled; excluding fillets, livers and roes HS 0302.14	9 103 510
8 th	Fish	prepared or preserved HS 1604.20	5 040 460
9 th	Anchovies	salted or in brine, not dried or smoked HS 0305.63	4 729 000
10 th	Shrimps, prawns	prepared or preserved, not in airtight containers HS 1605.21	3 948 960

Exports - Top 10 Products (Value)

			USD
1 st	Sardines, sardinella, brisling or sprats	prepared or preserved; whole or in pieces HS 1604.13	561 600 840
2 nd	Octopus	frozen HS 0307.52	403 493 980
3 rd	Squid, cuttlefish	frozen HS 0307.43	309 377 690
4 th	Flours, meals, pellets. Unfit for human consumption	from fish or aquatic invertebrates HS 2301.20	183 328 690
5 th	Sardines, sardinella, brisling or sprats	frozen; excluding fillets, livers and roes HS 0303.53	161 343 690
6 th	Anchovies	prepared or preserved; whole or in pieces HS 1604.16	131 097 150
7 th	Fish fats or oils and fractions thereof	not chemically modified or from fish-livers HS 1504.20	86 424 430
8 th	Mackerel	prepared or preserved; whole or in pieces HS 1604.15	67 100 690
9 th	Flat fish	fresh or chilled; excluding fillets, livers and roes HS 0302.29	60 074 680
10 th	Mackerel	frozen; excluding fillets, livers and roes HS 0303.54	54 593 570

A GLOBEFISH Product

Information, Disclaimer


Sources

Established in 1984, GLOBEFISH is a multi-donor funded project in the Fisheries Division of the Food and Agriculture Organization of the United Nations (FAO), responsible for providing up-to-date market and trade information on fish and fish products.

[Visit our website](#)

[Subscribe to our newsletter](#) or [email us](#)

Recent Publications



[Globefish Highlights](#)

Our flagship publication, focused on prices and analysis of market trends covering a variety of major commodities. Released quarterly.



[Chinese Fish Price Report](#)

Comprehensive coverage of Chinese price trends, market information for commercially significant species, along with industry news and policy updates. Released quarterly.



[European Price Report](#)

Market and price analysis for fish and fish products in the European market. Released monthly.



This is the second edition of the GLOBEFISH Market Profiles produced for this country, and was made at the beginning of 2023.

These profiles are based on nationally reported data or information published by international agencies. As the profile is intended to reflect the most up to date information available, reporting years may vary between sections and commodities.

The designations employed and the presentation of material in this information product do not imply the expression of any opinion whatsoever on the part of FAO concerning the legal or constitutional status of any country, territory or sea area, or the delimitation of frontiers or boundaries.

The data herein presented is compiled by FAO staff at the time of its production, "as is" and "as available", and every effort is made to ensure, but not guarantee, their timeliness, accuracy and completeness. FAO assumes no responsibility for errors and omissions in the data provided. Users are, however, kindly asked to report any errors or deficiencies in this product to FAO GLOBEFISH (globefish@fao.org).

Please note

Re-exports and re-imports are not included. The term N/A has been used to indicate that information was not found in the indicated sources. The classification of fish and fish products as either processed or unprocessed is very broad and is intended for indicative purposes only.

[HS codes for fish and fish products](#)

International trade codes for fish and fish products in a user friendly format.



Sources and time periods:

-Fishing and aquaculture production (2020):
FAO's [Global Fishery and Aquaculture Production Statistics](#)

-Fish available for consumption (2017):
FAO's [Fishery and Aquaculture Statistics 2019](#)

-Population (2020), GDP Growth (2016-2020), GDP per Capita (2020):
IMF's [World Economic Outlook Databases](#)

-Imports, Exports and Share of Trade (2020):
FAO's [Global Fishery and Aquaculture Commodities Statistics](#)

-GDP, GDP from fisheries, GDP from agriculture (2020):
World Bank's [World Development Indicators](#),
OECD's [National Accounts Statistics](#) or
UNSD's [National Accounts](#)

-Ease of doing business (2020):
World Bank's [Ease of Doing Business](#) ranking

-Length of Coastline, Exclusive Economic Zone, Exclusive Fishing Zone (2003):
UNEP's [Global Environment Outlook](#)

[GLOBEFISH](#)

Explore more market information on the GLOBEFISH website



[European Price Dashboard](#)

Hundreds of prices, updated every Monday

