



COUNTRY BRIEF

Population	Ease of doing business rank
53 199 000	165th
Length of coastline	Exclusive economic zone
14 708 km	358 495 km ²
Average GDP growth	GDP per capita
11.61%	USD 1 500

GDP from fisheries

7.67%

Fish available for consumption

45.9 kg/capita

Imports of fish and fish
products - 2020

USD 16 723 570

Agricultural GDP from fisheries

N/A

Fisheries and aquaculture
production

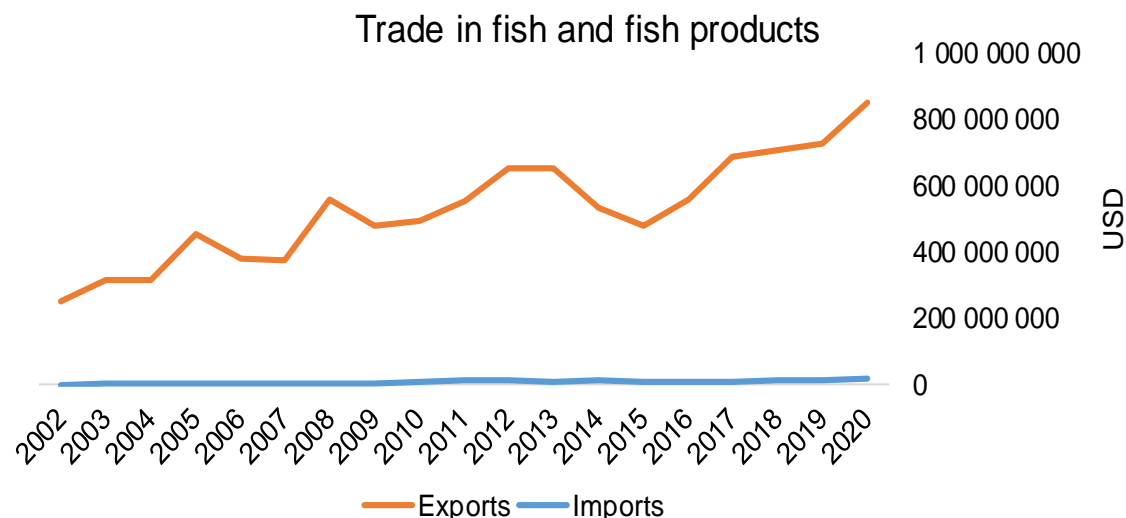
Total 2 998 582 tonnes

Fisheries 62%

Aquaculture 38%

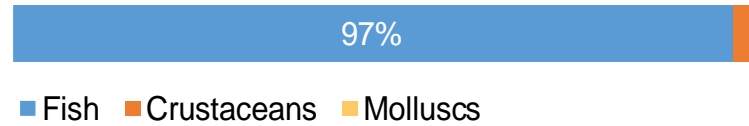
Exports of fish and fish
products - 2020

USD 853 796 000

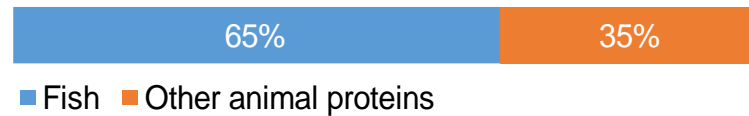


Production and Trade Breakdown

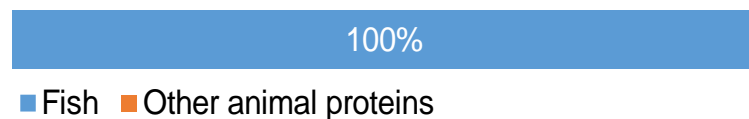
Production by volume



Imports by value



Exports by value



Production - Top 10 Species (Volume)

		Tonnes
1 st	Marine fishes nei	974 230
2 nd	Freshwater fishes nei	844 308
3 rd	Roho labeo	687 582
4 th	Silver barb	175 281
5 th	Common carp	123 047
6 th	Giant tiger prawn	59 650
7 th	Tilapias nei	33 050
8 th	Natantian decapods nei	24 390
9 th	Grass carp (White amur)	12 308
10 th	Giant river prawn	10 929

Imports - Top 10 Products (Value)

			USD
1 st	Atlantic, Danube salmon	frozen; excluding fillets, livers and roes HS 0303.13	3 736 700
2 nd	Mackerel	prepared or preserved; whole or in pieces HS 1604.15	3 382 280
3 rd	Eels	frozen; excluding fillets, livers and roes HS 0303.26	1 946 950
4 th	Salmonidae	frozen; excluding fillets, livers and roes HS 0303.19	835 350
5 th	Livers, roes, milt	dried, salted or in brine HS 0305.20	810 090
6 th	Fish, other than species in 0302	fresh or chilled; excluding fillets, livers and roes HS 0302.89	754 790
7 th	Sardines, sardinella, brisling or sprats	prepared or preserved; whole or in pieces HS 1604.13	622 380
8 th	Shrimps, prawns	live, fresh or chilled HS 0306.36	434 760
9 th	Tunas, skipjack, bonito	prepared or preserved; whole or in pieces HS 1604.14	378 700
10 th	Squid, cuttlefish	prepared or preserved HS 1605.54	366 440

Exports - Top 10 Products (Value)

			USD
1 st	Fish, other than species in 0302	fresh or chilled; excluding fillets, livers and roes HS 0302.89	180 895 000
2 nd	Fish, other than species in 0303	frozen; excluding fillets, livers and roes HS 0303.89	151 984 000
3 rd	Carp	frozen; excluding fillets, livers and roes HS 0303.25	70 831 000
4 th	Squid, cuttlefish	live, fresh or chilled HS 0307.42	56 471 000
5 th	Flours, meals, pellets. Unfit for human consumption	from fish or aquatic invertebrates HS 2301.20	56 323 000
6 th	Crabs	frozen HS 0306.14	40 259 000
7 th	Shrimps, prawns	dried, smoked, salted or in brine HS 0306.95	37 871 000
8 th	Shrimps, prawns	frozen HS 0306.17	37 470 000
9 th	Crabs	dried, smoked, salted or in brine HS 0306.93	31 309 000
10 th	Eels	live HS 0301.92	24 142 000

A GLOBEFISH Product

Information, Disclaimer


Sources

Established in 1984, GLOBEFISH is a multi-donor funded project in the Fisheries Division of the Food and Agriculture Organization of the United Nations (FAO), responsible for providing up-to-date market and trade information on fish and fish products.

[Visit our website](#)

[Subscribe to our newsletter](#) or [email us](#)

Recent Publications



[Globefish Highlights](#)

Our flagship publication, focused on prices and analysis of market trends covering a variety of major commodities. Released quarterly.



[Chinese Fish Price Report](#)

Comprehensive coverage of Chinese price trends, market information for commercially significant species, along with industry news and policy updates. Released quarterly.



[European Price Report](#)

Market and price analysis for fish and fish products in the European market. Released monthly.



This is the second edition of the GLOBEFISH Market Profiles produced for this country, and was made at the beginning of 2023.

These profiles are based on nationally reported data or information published by international agencies. As the profile is intended to reflect the most up to date information available, reporting years may vary between sections and commodities.

The designations employed and the presentation of material in this information product do not imply the expression of any opinion whatsoever on the part of FAO concerning the legal or constitutional status of any country, territory or sea area, or the delimitation of frontiers or boundaries.

The data herein presented is compiled by FAO staff at the time of its production, "as is" and "as available", and every effort is made to ensure, but not guarantee, their timeliness, accuracy and completeness. FAO assumes no responsibility for errors and omissions in the data provided. Users are, however, kindly asked to report any errors or deficiencies in this product to FAO GLOBEFISH (globefish@fao.org).

Please note

Re-exports and re-imports are not included. The term N/A has been used to indicate that information was not found in the indicated sources. The classification of fish and fish products as either processed or unprocessed is very broad and is intended for indicative purposes only.

[HS codes for fish and fish products](#)

International trade codes for fish and fish products in a user friendly format.



Sources and time periods:

-Fishing and aquaculture production (2020):
FAO's [Global Fishery and Aquaculture Production Statistics](#)

-Fish available for consumption (2017):
FAO's [Fishery and Aquaculture Statistics 2019](#)

-Population (2020), GDP Growth (2016-2020), GDP per Capita (2020):
IMF's [World Economic Outlook Databases](#)

-Imports, Exports and Share of Trade (2020):
FAO's [Global Fishery and Aquaculture Commodities Statistics](#)

-GDP, GDP from fisheries, GDP from agriculture (2020):
World Bank's [World Development Indicators](#),
OECD's [National Accounts Statistics](#) or
UNSD's [National Accounts](#)

-Ease of doing business (2020):
World Bank's [Ease of Doing Business](#) ranking

-Length of Coastline, Exclusive Economic Zone, Exclusive Fishing Zone (2003):
UNEP's [Global Environment Outlook](#)

[GLOBEFISH](#)

Explore more market information on the GLOBEFISH website



[European Price Dashboard](#)

Hundreds of prices, updated every Monday

