



COUNTRY BRIEF

Population	Ease of doing business rank
2 504 000	104th
Length of coastline	Exclusive economic zone
1 754 km	536 805 km ²
Average GDP growth	GDP per capita
2.63%	USD 4 200

GDP from fisheries

2.58%

Fish available for consumption

12.5 kg/capita

Imports of fish and fish
products - 2020

USD 58 294 990

Agricultural GDP from fisheries

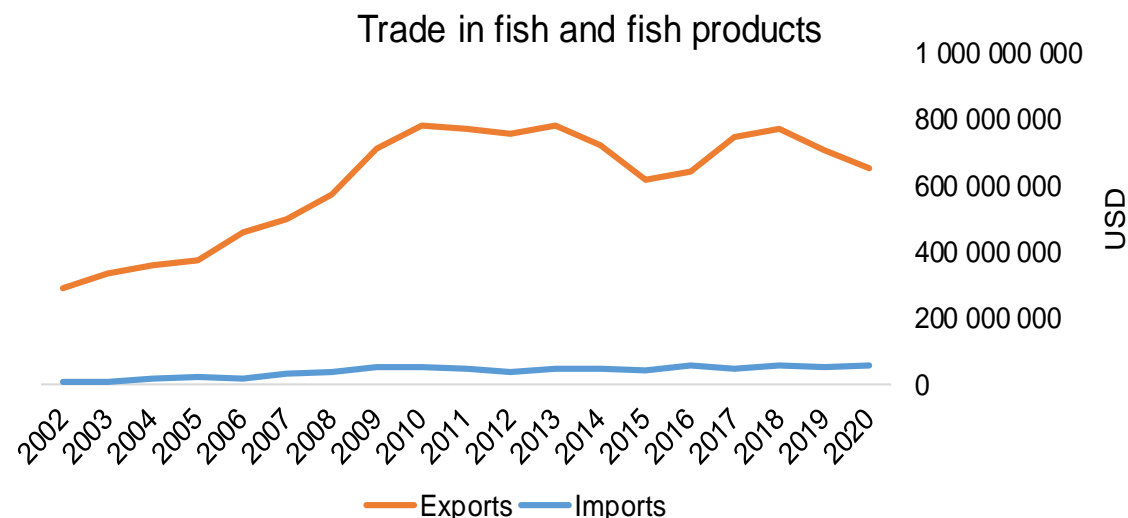
29.27%

Fisheries and aquaculture
production

Total	329 936 tonnes
Fisheries	100%
Aquaculture	0%

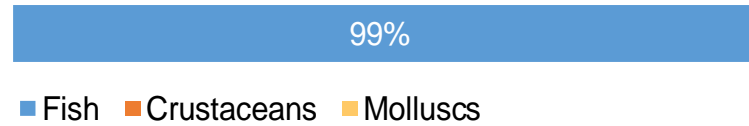
Exports of fish and fish
products - 2020

USD 656 929 470




Production and Trade Breakdown

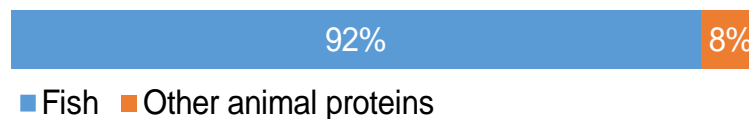
Production by volume



Imports by value



Exports by value



Production - Top 10 Species (Volume)

		Tonnes
1 st	Cape horse mackerel	182 309
2 nd	Cape hakes	122 429
3 rd	Blue shark	4 120
4 th	Snoek	3 616
5 th	Freshwater fishes nei	2 800
6 th	West African geryon	2 773
7 th	Albacore	2 166
8 th	Kingklip	2 104
9 th	Panga seabream	2 003
10 th	Shortfin mako	945

Imports - Top 10 Products (Value)

			USD
1 st	Sardines, sardinella, brisling or sprats	prepared or preserved; whole or in pieces HS 1604.13	12 503 160
2 nd	Sardines, sardinella, brisling or sprats	frozen; excluding fillets, livers and roes HS 0303.53	12 004 930
3 rd	Tilapias	frozen; excluding fillets, livers and roes HS 0303.23	5 632 320
4 th	Hake	frozen; excluding fillets, livers and roes HS 0303.66	5 401 860
5 th	Squid, cuttlefish	dried, smoked, salted or in brine HS 0307.49	5 367 850
6 th	Squid, cuttlefish	frozen HS 0307.43	4 160 760
7 th	Fish, other than species in 0303	frozen; excluding fillets, livers and roes HS 0303.89	2 016 770
8 th	Jack, horse mackerel	frozen; excluding fillets, livers and roes HS 0303.55	1 613 270
9 th	Fish	prepared or preserved HS 1604.20	1 603 690
10 th	Sole	frozen; excluding fillets, livers and roes HS 0303.33	1 033 550

Exports - Top 10 Products (Value)

			USD
1 st	Hake	frozen fillets HS 0304.74	275 451 290
2 nd	Jack, horse mackerel	frozen; excluding fillets, livers and roes HS 0303.55	160 088 320
3 rd	Fish, other than species in 0303	frozen; excluding fillets, livers and roes HS 0303.89	58 052 280
4 th	Hake	frozen; excluding fillets, livers and roes HS 0303.66	24 288 120
5 th	Sardines, sardinella, brisling or sprats	prepared or preserved; whole or in pieces HS 1604.13	20 856 130
6 th	Mackerel	frozen; excluding fillets, livers and roes HS 0303.54	18 213 100
7 th	Squid, cuttlefish	dried, smoked, salted or in brine HS 0307.49	15 101 200
8 th	Crabs	frozen HS 0306.14	13 920 050
9 th	Flours, meals, pellets. Unfit for human consumption	from fish or aquatic invertebrates HS 2301.20	10 690 720
10 th	Fish, other than species in 0304	frozen fillets HS 0304.89	6 687 930

A GLOBEFISH Product

Information, Disclaimer

Sources

Established in 1984, GLOBEFISH is a multi-donor funded project in the Fisheries Division of the Food and Agriculture Organization of the United Nations (FAO), responsible for providing up-to-date market and trade information on fish and fish products.

[Visit our website](#)

[Subscribe to our newsletter](#) or [email us](#)

Recent Publications



[Globefish Highlights](#)

Our flagship publication, focused on prices and analysis of market trends covering a variety of major commodities. Released quarterly.



[Chinese Fish Price Report](#)

Comprehensive coverage of Chinese price trends, market information for commercially significant species, along with industry news and policy updates. Released quarterly.



[European Price Report](#)

Market and price analysis for fish and fish products in the European market. Released monthly.



This is the second edition of the GLOBEFISH Market Profiles produced for this country, and was made at the beginning of 2023.

These profiles are based on nationally reported data or information published by international agencies. As the profile is intended to reflect the most up to date information available, reporting years may vary between sections and commodities.

The designations employed and the presentation of material in this information product do not imply the expression of any opinion whatsoever on the part of FAO concerning the legal or constitutional status of any country, territory or sea area, or the delimitation of frontiers or boundaries.

The data herein presented is compiled by FAO staff at the time of its production, "as is" and "as available", and every effort is made to ensure, but not guarantee, their timeliness, accuracy and completeness. FAO assumes no responsibility for errors and omissions in the data provided. Users are, however, kindly asked to report any errors or deficiencies in this product to FAO GLOBEFISH (globefish@fao.org).

Please note

Re-exports and re-imports are not included. The term N/A has been used to indicate that information was not found in the indicated sources. The classification of fish and fish products as either processed or unprocessed is very broad and is intended for indicative purposes only.

[HS codes for fish and fish products](#)

International trade codes for fish and fish products in a user friendly format.



Sources and time periods:

-Fishing and aquaculture production (2020):
FAO's [Global Fishery and Aquaculture Production Statistics](#)

-Fish available for consumption (2017):
FAO's [Fishery and Aquaculture Statistics 2019](#)

-Population (2020), GDP Growth (2016-2020), GDP per Capita (2020):
IMF's [World Economic Outlook Databases](#)

-Imports, Exports and Share of Trade (2020):
FAO's [Global Fishery and Aquaculture Commodities Statistics](#)

-GDP, GDP from fisheries, GDP from agriculture (2020):
World Bank's [World Development Indicators](#),
OECD's [National Accounts Statistics](#) or
UNSD's [National Accounts](#)

-Ease of doing business (2020):
World Bank's [Ease of Doing Business](#) ranking

-Length of Coastline, Exclusive Economic Zone, Exclusive Fishing Zone (2003):
UNEP's [Global Environment Outlook](#)

[GLOBEFISH](#)

Explore more market information on the GLOBEFISH website



[European Price Dashboard](#)

Hundreds of prices, updated every Monday

