



## COUNTRY BRIEF

Population	Ease of doing business rank
6 496 000	142nd
Length of coastline	Exclusive fishing zone
1 915 km	94 900 km <sup>2</sup>
Average GDP growth	GDP per capita
3.32%	USD 1 900

GDP from fisheries

0.79%

Fish available for consumption

6.9 kg/capita

Imports of fish and fish  
products - 2020

USD 19 253 070

Agricultural GDP from fisheries

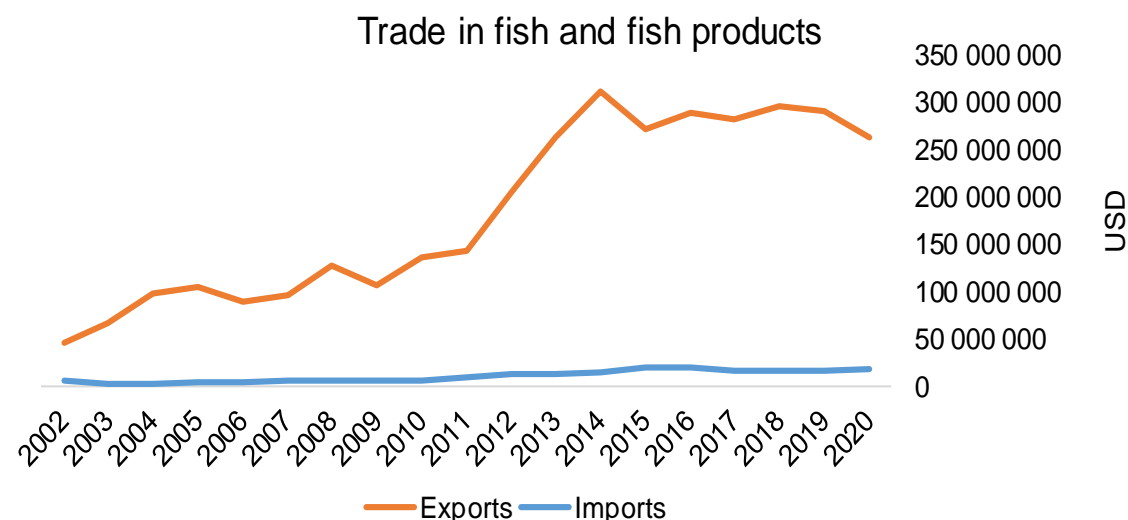
N/A

Fisheries and aquaculture  
production

Total	79 113 tonnes
Fisheries	63%
Aquaculture	37%

Exports of fish and fish  
products - 2020

USD 263 728 050

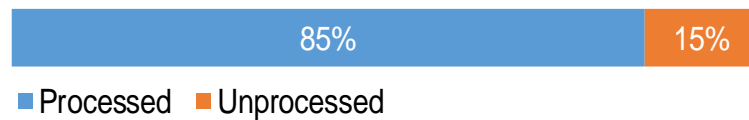


## Production and Trade Breakdown

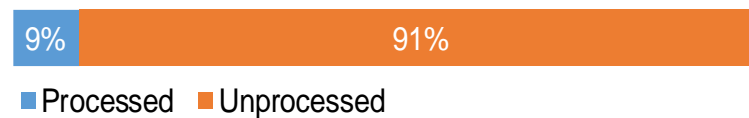
### Production by volume



### Imports by value



### Exports by value



## Production - Top 10 Species (Volume)

		Tonnes
1 <sup>st</sup>	Whiteleg shrimp	29 400
2 <sup>nd</sup>	Stromboid conchs nei	10 890
3 <sup>rd</sup>	Skipjack tuna	9 063
4 <sup>th</sup>	Sea cucumbers nei	6 200
5 <sup>th</sup>	Yellowfin tuna	5 439
6 <sup>th</sup>	Caribbean spiny lobster	4 975
7 <sup>th</sup>	Bigeye tuna	1 781
8 <sup>th</sup>	Snappers nei	1 745
9 <sup>th</sup>	Penaeus shrimps nei	1 610
10 <sup>th</sup>	Craylets, squat lobsters nei	1 600

## Imports - Top 10 Products (Value)

			USD
1 <sup>st</sup>	Sardines, sardinella, brisling or sprats	prepared or preserved; whole or in pieces HS 1604.13	6 207 570
2 <sup>nd</sup>	Tunas, skipjack, bonito	prepared or preserved; whole or in pieces HS 1604.14	4 981 940
3 <sup>rd</sup>	Shrimps, prawns	live, fresh or chilled HS 0306.36	1 943 950
4 <sup>th</sup>	Flours, meals, pellets. Unfit for human consumption	from fish or aquatic invertebrates HS 2301.20	1 722 420
5 <sup>th</sup>	Catfish	frozen fillets HS 0304.62	1 343 670
6 <sup>th</sup>	Fish fats or oils and fractions thereof	not chemically modified or from fish-livers HS 1504.20	575 910
7 <sup>th</sup>	Crustaceans, other than species in 0306	dried, smoked, salted or in brine, flours, meals, pellets HS 0306.99	498 750
8 <sup>th</sup>	Pacific, Atlantic, Danube salmon	frozen fillets HS 0304.81	425 450
9 <sup>th</sup>	Mackerel	frozen; excluding fillets, livers and roes HS 0303.54	271 680
10 <sup>th</sup>	Squid, cuttlefish	frozen HS 0307.43	252 300

## Exports - Top 10 Products (Value)

			USD
1 <sup>st</sup>	Shrimps, prawns	frozen HS 0306.17	144 474 390
2 <sup>nd</sup>	Crustaceans	frozen; includes derivative flours, meals and pellets HS 0306.19	55 046 070
3 <sup>rd</sup>	Sea cucumbers	dried, smoked, salted or in brine or smoked HS 0308.19	14 700 720
4 <sup>th</sup>	Fish, other than species in 0302	fresh or chilled; excluding fillets, livers and roes HS 0302.89	12 367 980
5 <sup>th</sup>	Stromboid conchs	frozen HS 0307.84	8 884 450
6 <sup>th</sup>	Rock lobster, other sea crawfish	frozen HS 0306.11	7 452 100
7 <sup>th</sup>	Flat fish	fresh or chilled; excluding fillets, livers and roes HS 0302.29	4 619 870
8 <sup>th</sup>	Fish, other than species in 0304	frozen fillets HS 0304.89	3 298 480
9 <sup>th</sup>	Crab	prepared or preserved HS 1605.10	2 781 420
10 <sup>th</sup>	Fish, other than species in 0303	frozen; excluding fillets, livers and roes HS 0303.89	1 968 960

# A GLOBEFISH Product

# Information, Disclaimer

# Sources

Established in 1984, GLOBEFISH is a multi-donor funded project in the Fisheries Division of the Food and Agriculture Organization of the United Nations (FAO), responsible for providing up-to-date market and trade information on fish and fish products.

[Visit our website](#)

[Subscribe to our newsletter](#) or [email us](#)

## Recent Publications



### [Globefish Highlights](#)

Our flagship publication, focused on prices and analysis of market trends covering a variety of major commodities. Released quarterly.



### [Chinese Fish Price Report](#)

Comprehensive coverage of Chinese price trends, market information for commercially significant species, along with industry news and policy updates. Released quarterly.



### [European Price Report](#)

Market and price analysis for fish and fish products in the European market. Released monthly.



This is the second edition of the GLOBEFISH Market Profiles produced for this country, and was made at the beginning of 2023.

These profiles are based on nationally reported data or information published by international agencies. As the profile is intended to reflect the most up to date information available, reporting years may vary between sections and commodities.

The designations employed and the presentation of material in this information product do not imply the expression of any opinion whatsoever on the part of FAO concerning the legal or constitutional status of any country, territory or sea area, or the delimitation of frontiers or boundaries.

The data herein presented is compiled by FAO staff at the time of its production, "as is" and "as available", and every effort is made to ensure, but not guarantee, their timeliness, accuracy and completeness. FAO assumes no responsibility for errors and omissions in the data provided. Users are, however, kindly asked to report any errors or deficiencies in this product to FAO GLOBEFISH ([globefish@fao.org](mailto:globefish@fao.org)).

### Please note

Re-exports and re-imports are not included. The term N/A has been used to indicate that information was not found in the indicated sources. The classification of fish and fish products as either processed or unprocessed is very broad and is intended for indicative purposes only.

### [HS codes for fish and fish products](#)

International trade codes for fish and fish products in a user friendly format.



Sources and time periods:

-Fishing and aquaculture production (2020):  
FAO's [Global Fishery and Aquaculture Production Statistics](#)

-Fish available for consumption (2017):  
FAO's [Fishery and Aquaculture Statistics 2019](#)

-Population (2020), GDP Growth (2016-2020), GDP per Capita (2020):  
IMF's [World Economic Outlook Databases](#)

-Imports, Exports and Share of Trade (2020):  
FAO's [Global Fishery and Aquaculture Commodities Statistics](#)

-GDP, GDP from fisheries, GDP from agriculture (2020):  
World Bank's [World Development Indicators](#),  
OECD's [National Accounts Statistics](#) or  
UNSD's [National Accounts](#)

-Ease of doing business (2020):  
World Bank's [Ease of Doing Business](#) ranking

-Length of Coastline, Exclusive Economic Zone, Exclusive Fishing Zone (2003):  
UNEP's [Global Environment Outlook](#)

### [GLOBEFISH](#)

Explore more market information on the GLOBEFISH website



### [European Price Dashboard](#)

Hundreds of prices, updated every Monday

