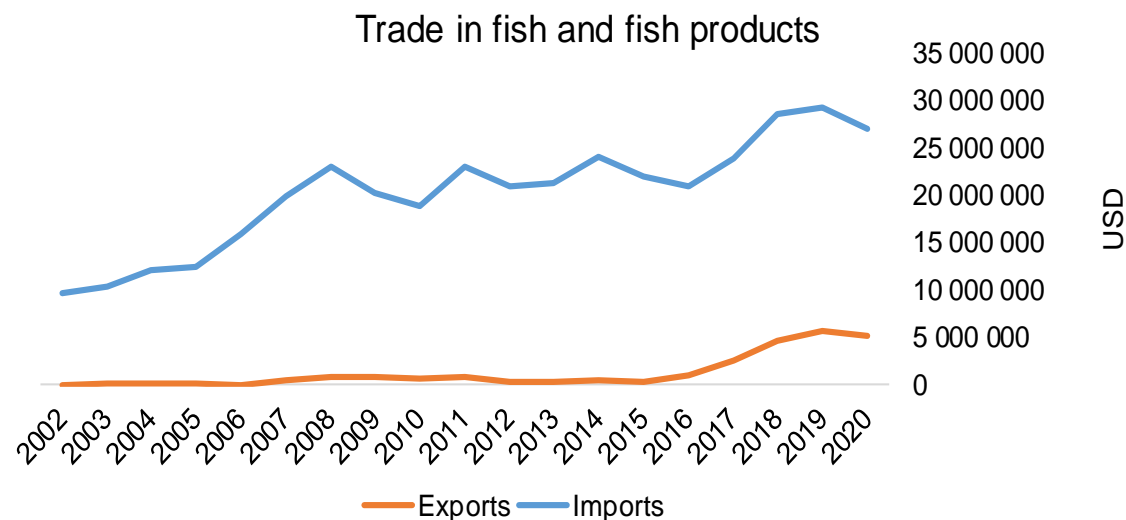




## COUNTRY BRIEF

Population	Ease of doing business rank
2 069 000	17th
Length of coastline	EEZ
N/A	N/A
Average GDP growth	GDP per capita
2.59%	USD 5 900



GDP from fisheries

NA

Fish available for consumption

N/A

Imports of fish and fish  
products - 2020

USD 27 021 400

Agricultural GDP from fisheries

N/A

Fisheries and aquaculture  
production

Total 2 107 tonnes

Fisheries 22%

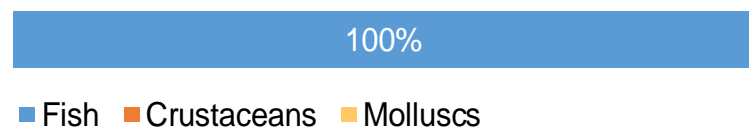
Aquaculture 78%

Exports of fish and fish  
products - 2020

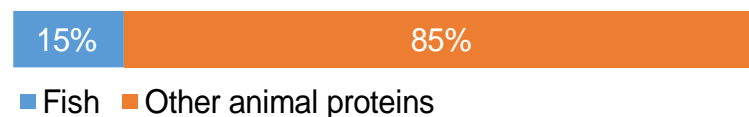
USD 5 220 860

## Production and Trade Breakdown

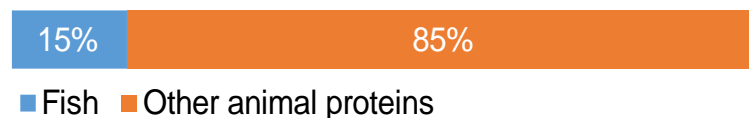
### Production by volume



### Imports by value



### Exports by value



## Production - Top 10 Species (Volume)

		Tonnes
1 <sup>st</sup>	Rainbow trout	1 265
2 <sup>nd</sup>	Wels (Som) catfish	340
3 <sup>rd</sup>	Common carp	260
4 <sup>th</sup>	Ohrid trout	65
5 <sup>th</sup>	Whitefishes nei	56
6 <sup>th</sup>	Salmonoids nei	46
7 <sup>th</sup>	Sea trout	21
8 <sup>th</sup>	Roach	21
9 <sup>th</sup>	Freshwater fishes nei	13
10 <sup>th</sup>	Grass carp (White amur)	5

## Imports - Top 10 Products (Value)

			USD
1 <sup>st</sup>	Hake	frozen; excluding fillets, livers and roes HS 0303.66	7 458 170
2 <sup>nd</sup>	Tunas, skipjack, bonito	prepared or preserved; whole or in pieces HS 1604.14	6 036 670
3 <sup>rd</sup>	Sardines, sardinella, brisling or sprats	prepared or preserved; whole or in pieces HS 1604.13	2 473 150
4 <sup>th</sup>	Seabream	fresh or chilled; excluding fillets, livers and roes HS 0302.85	1 439 690
5 <sup>th</sup>	Atlantic, Danube salmon	fresh or chilled; excluding fillets, livers and roes HS 0302.14	1 341 390
6 <sup>th</sup>	Seabass	fresh or chilled; excluding fillets, livers and roes HS 0302.84	1 235 870
7 <sup>th</sup>	Fish	prepared or preserved HS 1604.20	907 400
8 <sup>th</sup>	Shrimps, prawns	frozen HS 0306.17	824 220
9 <sup>th</sup>	Mackerel	frozen; excluding fillets, livers and roes HS 0303.54	619 960
10 <sup>th</sup>	Trout	frozen; excluding fillets, livers and roes HS 0303.14	527 100

## Exports - Top 10 Products (Value)

			USD
1 <sup>st</sup>	Hake	frozen; excluding fillets, livers and roes HS 0303.66	1 279 450
2 <sup>nd</sup>	Seabream	fresh or chilled; excluding fillets, livers and roes HS 0302.85	939 210
3 <sup>rd</sup>	Seabass	fresh or chilled; excluding fillets, livers and roes HS 0302.84	821 410
4 <sup>th</sup>	Atlantic, Danube salmon	fresh or chilled; excluding fillets, livers and roes HS 0302.14	414 530
5 <sup>th</sup>	Shrimps, prawns	frozen; cold-water species HS 0306.16	320 970
6 <sup>th</sup>	Shrimps, prawns	frozen HS 0306.17	261 320
7 <sup>th</sup>	Tunas, skipjack, bonito	prepared or preserved; whole or in pieces HS 1604.14	195 070
8 <sup>th</sup>	Sardines, sardinella, brisling or sprats	prepared or preserved; whole or in pieces HS 1604.13	155 640
9 <sup>th</sup>	Hake	frozen fillets HS 0304.74	139 270
10 <sup>th</sup>	Squid, cuttlefish	frozen HS 0307.43	136 870

# A GLOBEFISH Product

# Information, Disclaimer

# Sources

Established in 1984, GLOBEFISH is a multi-donor funded project in the Fisheries Division of the Food and Agriculture Organization of the United Nations (FAO), responsible for providing up-to-date market and trade information on fish and fish products.

[Visit our website](#)

[Subscribe to our newsletter](#) or [email us](#)

## Recent Publications



### [Globefish Highlights](#)

Our flagship publication, focused on prices and analysis of market trends covering a variety of major commodities. Released quarterly.



### [Chinese Fish Price Report](#)

Comprehensive coverage of Chinese price trends, market information for commercially significant species, along with industry news and policy updates. Released quarterly.



### [European Price Report](#)

Market and price analysis for fish and fish products in the European market. Released monthly.



This is the second edition of the GLOBEFISH Market Profiles produced for this country, and was made at the beginning of 2023.

These profiles are based on nationally reported data or information published by international agencies. As the profile is intended to reflect the most up to date information available, reporting years may vary between sections and commodities.

The designations employed and the presentation of material in this information product do not imply the expression of any opinion whatsoever on the part of FAO concerning the legal or constitutional status of any country, territory or sea area, or the delimitation of frontiers or boundaries.

The data herein presented is compiled by FAO staff at the time of its production, "as is" and "as available", and every effort is made to ensure, but not guarantee, their timeliness, accuracy and completeness. FAO assumes no responsibility for errors and omissions in the data provided. Users are, however, kindly asked to report any errors or deficiencies in this product to FAO GLOBEFISH ([globefish@fao.org](mailto:globefish@fao.org)).

### Please note

Re-exports and re-imports are not included. The term N/A has been used to indicate that information was not found in the indicated sources. The classification of fish and fish products as either processed or unprocessed is very broad and is intended for indicative purposes only.

### [HS codes for fish and fish products](#)

International trade codes for fish and fish products in a user friendly format.



Sources and time periods:

-Fishing and aquaculture production (2020):  
FAO's [Global Fishery and Aquaculture Production Statistics](#)

-Fish available for consumption (2017):  
FAO's [Fishery and Aquaculture Statistics 2019](#)

-Population (2020), GDP Growth (2016-2020), GDP per Capita (2020):  
IMF's [World Economic Outlook Databases](#)

-Imports, Exports and Share of Trade (2020):  
FAO's [Global Fishery and Aquaculture Commodities Statistics](#)

-GDP, GDP from fisheries, GDP from agriculture (2020):  
World Bank's [World Development Indicators](#),  
OECD's [National Accounts Statistics](#) or  
UNSD's [National Accounts](#)

-Ease of doing business (2020):  
World Bank's [Ease of Doing Business](#) ranking

-Length of Coastline, Exclusive Economic Zone, Exclusive Fishing Zone (2003):  
UNEP's [Global Environment Outlook](#)

### [GLOBEFISH](#)

Explore more market information on the GLOBEFISH website



### [European Price Dashboard](#)

Hundreds of prices, updated every Monday

