



COUNTRY BRIEF

Population	Ease of doing business rank
4 279 000	86th
Length of coastline	Exclusive economic zone
5 637 km	274 600 km ²
Average GDP growth	GDP per capita
-1.11%	USD 12 600

GDP from fisheries

0.30%

Fish available for consumption

14.4 kg/capita

Imports of fish and fish
products - 2020

USD 91 993 600

Agricultural GDP from fisheries

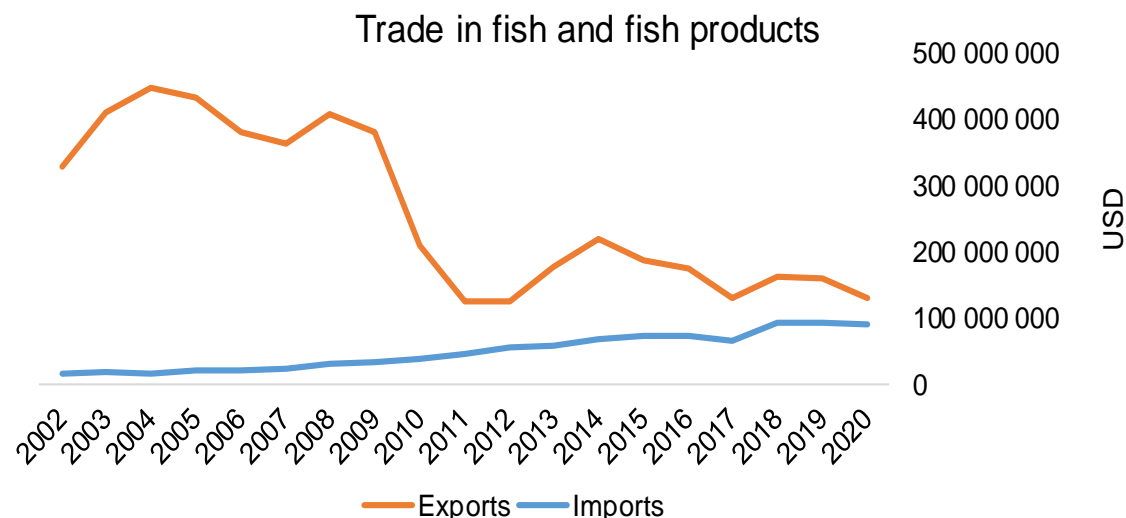
N/A

Fisheries and aquaculture
production

Total	191 584 tonnes
Fisheries	98%
Aquaculture	2%

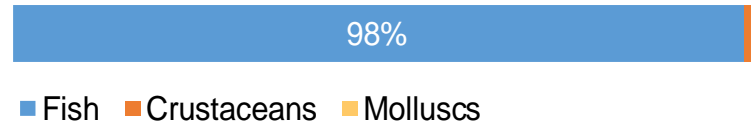
Exports of fish and fish
products - 2020

USD 130 289 610

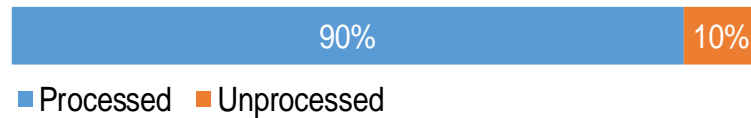


Production and Trade Breakdown

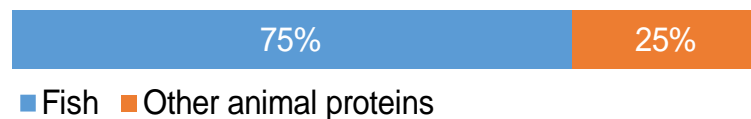
Production by volume



Imports by value



Exports by value



Production - Top 10 Species (Volume)

		Tonnes
1 st	Pacific anchoveta	58 720
2 nd	Skipjack tuna	50 068
3 rd	Yellowfin tuna	31 033
4 th	Pacific thread herring	25 114
5 th	Bigeye tuna	11 278
6 th	Marine fishes nei	5 338
7 th	Whiteleg shrimp	2 224
8 th	Cobia	1 000
9 th	Frigate tuna	941
10 th	Snappers, jobfishes nei	772

Imports - Top 10 Products (Value)

			USD
1 st	Tunas, skipjack, bonito	prepared or preserved; whole or in pieces HS 1604.14	31 541 970
2 nd	Fish	prepared or preserved HS 1604.20	17 959 990
3 rd	Sardines, sardinella, brisling or sprats	prepared or preserved; whole or in pieces HS 1604.13	11 733 660
4 th	Pacific, Atlantic, Danube salmon	frozen fillets HS 0304.81	4 401 050
5 th	Catfish	frozen fillets HS 0304.62	2 483 470
6 th	Squid, cuttlefish	dried, smoked, salted or in brine HS 0307.49	2 068 190
7 th	Atlantic, Danube salmon	frozen; excluding fillets, livers and roes HS 0303.13	1 722 150
8 th	Mackerel	prepared or preserved; whole or in pieces HS 1604.15	1 684 960
9 th	Shrimps, prawns	frozen HS 0306.17	1 499 840
10 th	Shrimps, prawns	prepared or preserved, in airtight containers HS 1605.29	1 222 810

Exports - Top 10 Products (Value)

			USD
1 st	Flours, meals, pellets. Unfit for human consumption	from fish or aquatic invertebrates HS 2301.20	31 830 880
2 nd	Fish fats or oils and fractions thereof	not chemically modified or from fish-livers HS 1504.20	20 216 430
3 rd	Salmonidae	fresh or chilled; excluding fillets, livers and roes HS 0302.19	14 129 970
4 th	Fish, other than species in 0302	fresh or chilled; excluding fillets, livers and roes HS 0302.89	11 295 100
5 th	Yellowfin tunas	fresh or chilled; excluding fillets, livers and roes HS 0302.32	9 993 900
6 th	Shrimps, prawns	frozen; cold-water species HS 0306.16	8 781 740
7 th	Shrimps, prawns	frozen HS 0306.17	8 506 370
8 th	Cobia	fresh or chilled; excluding fillets, livers and roes HS 0302.46	4 375 730
9 th	Fish, other than species in 0304	frozen fillets HS 0304.89	3 351 870
10 th	Salmon	prepared or preserved; whole or in pieces HS 1604.11	2 960 880

A GLOBEFISH Product

Information, Disclaimer

Sources

Established in 1984, GLOBEFISH is a multi-donor funded project in the Fisheries Division of the Food and Agriculture Organization of the United Nations (FAO), responsible for providing up-to-date market and trade information on fish and fish products.

[Visit our website](#)

[Subscribe to our newsletter](#) or [email us](#)

Recent Publications



[Globefish Highlights](#)

Our flagship publication, focused on prices and analysis of market trends covering a variety of major commodities. Released quarterly.



[Chinese Fish Price Report](#)

Comprehensive coverage of Chinese price trends, market information for commercially significant species, along with industry news and policy updates. Released quarterly.



[European Price Report](#)

Market and price analysis for fish and fish products in the European market. Released monthly.



This is the second edition of the GLOBEFISH Market Profiles produced for this country, and was made at the beginning of 2023.

These profiles are based on nationally reported data or information published by international agencies. As the profile is intended to reflect the most up to date information available, reporting years may vary between sections and commodities.

The designations employed and the presentation of material in this information product do not imply the expression of any opinion whatsoever on the part of FAO concerning the legal or constitutional status of any country, territory or sea area, or the delimitation of frontiers or boundaries.

The data herein presented is compiled by FAO staff at the time of its production, "as is" and "as available", and every effort is made to ensure, but not guarantee, their timeliness, accuracy and completeness. FAO assumes no responsibility for errors and omissions in the data provided. Users are, however, kindly asked to report any errors or deficiencies in this product to FAO GLOBEFISH (globefish@fao.org).

Please note

Re-exports and re-imports are not included. The term N/A has been used to indicate that information was not found in the indicated sources. The classification of fish and fish products as either processed or unprocessed is very broad and is intended for indicative purposes only.

[HS codes for fish and fish products](#)

International trade codes for fish and fish products in a user friendly format.



Sources and time periods:

-Fishing and aquaculture production (2020):
FAO's [Global Fishery and Aquaculture Production Statistics](#)

-Fish available for consumption (2017):
FAO's [Fishery and Aquaculture Statistics 2019](#)

-Population (2020), GDP Growth (2016-2020), GDP per Capita (2020):
IMF's [World Economic Outlook Databases](#)

-Imports, Exports and Share of Trade (2020):
FAO's [Global Fishery and Aquaculture Commodities Statistics](#)

-GDP, GDP from fisheries, GDP from agriculture (2020):
World Bank's [World Development Indicators](#),
OECD's [National Accounts Statistics](#) or
UNSD's [National Accounts](#)

-Ease of doing business (2020):
World Bank's [Ease of Doing Business](#) ranking

-Length of Coastline, Exclusive Economic Zone, Exclusive Fishing Zone (2003):
UNEP's [Global Environment Outlook](#)

[GLOBEFISH](#)

Explore more market information on the GLOBEFISH website



[European Price Dashboard](#)

Hundreds of prices, updated every Monday

