



COUNTRY BRIEF

Population	Ease of doing business rank
33 494 000	76th
Length of coastline	Exclusive fishing zone
3 362 km	746 525 km ²
Average GDP growth	GDP per capita
2.35%	USD 6 100

GDP from fisheries

0.53%

Fish available for consumption

25.1 kg/capita

Imports of fish and fish
products - 2020

USD 313 559 760

Agricultural GDP from fisheries

7.49%

Fisheries and aquaculture
production

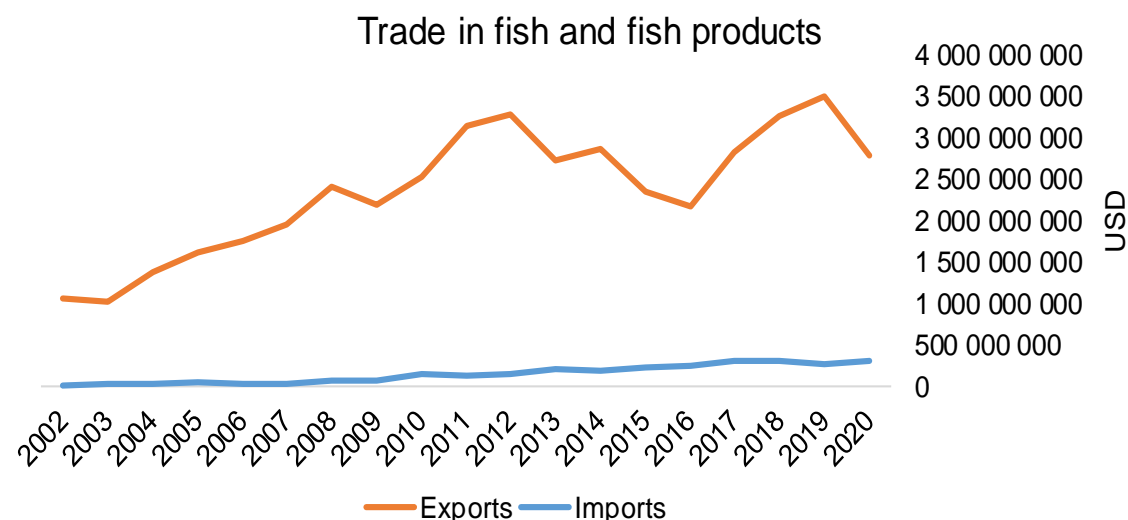
Total 5 770 371 tonnes

Fisheries 98%

Aquaculture 2%

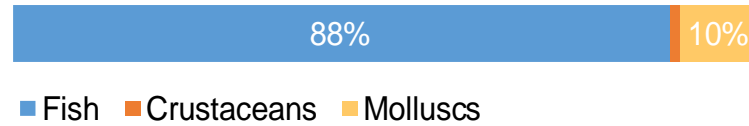
Exports of fish and fish
products - 2020

USD 2 805 050 510

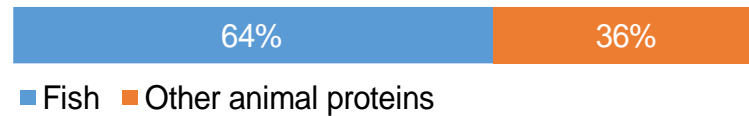


Production and Trade Breakdown

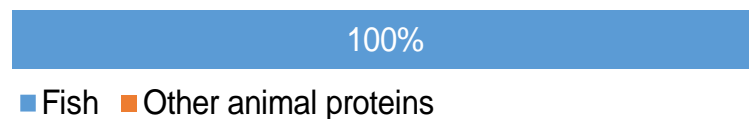
Production by volume



Imports by value



Exports by value



Production - Top 10 Species (Volume)

		Tonnes
1 st	Anchoveta (Peruvian anchovy)	4 394 232
2 nd	Jumbo flying squid	492 362
3 rd	Chilean jack mackerel	158 837
4 th	Eastern Pacific bonito	124 261
5 th	Pacific chub mackerel	98 685
6 th	Peruvian calico scallop	95 744
7 th	Marine fishes nei	61 120
8 th	Rainbow trout	54 269
9 th	Common dolphinfish	43 667
10 th	Penaeus shrimps nei	37 156

Imports - Top 10 Products (Value)

			USD
1 st	Tunas, skipjack, bonito	prepared or preserved; whole or in pieces HS 1604.14	118 857 930
2 nd	Shrimps, prawns	frozen HS 0306.17	69 301 410
3 rd	Jack, horse mackerel	frozen; excluding fillets, livers and roes HS 0303.55	23 680 670
4 th	Skipjack, stripe-bellied bonito	frozen; excluding fillets, livers and roes HS 0303.43	17 619 840
5 th	Tilapias	frozen fillets HS 0304.61	13 070 950
6 th	Shrimps, prawns	live, fresh or chilled HS 0306.36	10 982 860
7 th	Sardines, sardinella, brisling or sprats	prepared or preserved; whole or in pieces HS 1604.13	8 204 880
8 th	Fish, other than species in 0302	fresh or chilled; excluding fillets, livers and roes HS 0302.89	6 039 970
9 th	Fish fats or oils and fractions thereof	not chemically modified or from fish-livers HS 1504.20	4 708 900
10 th	Pacific, Atlantic, Danube salmon	fresh or chilled fillets HS 0304.41	3 394 090

Exports - Top 10 Products (Value)

			USD
1 st	Flours, meals, pellets. Unfit for human consumption	from fish or aquatic invertebrates HS 2301.20	1 171 895 060
2 nd	Squid, cuttlefish	frozen HS 0307.43	413 703 290
3 rd	Fish fats or oils and fractions thereof	not chemically modified or from fish-livers HS 1504.20	365 450 940
4 th	Shrimps, prawns	frozen HS 0306.17	217 454 750
5 th	Squid, cuttlefish	prepared or preserved HS 1605.54	184 158 830
6 th	Scallops	frozen HS 0307.22	68 767 910
7 th	Tunas, skipjack, bonito	prepared or preserved; whole or in pieces HS 1604.14	46 983 150
8 th	Fish, other than species in 0304	frozen fillets HS 0304.89	45 909 190
9 th	Anchovies	prepared or preserved; whole or in pieces HS 1604.16	37 328 970
10 th	Jack, horse mackerel	frozen; excluding fillets, livers and roes HS 0303.55	32 529 430

A GLOBEFISH Product

Information, Disclaimer

Sources

Established in 1984, GLOBEFISH is a multi-donor funded project in the Fisheries Division of the Food and Agriculture Organization of the United Nations (FAO), responsible for providing up-to-date market and trade information on fish and fish products.

[Visit our website](#)

[Subscribe to our newsletter](#) or [email us](#)

Recent Publications



[Globefish Highlights](#)

Our flagship publication, focused on prices and analysis of market trends covering a variety of major commodities. Released quarterly.



[Chinese Fish Price Report](#)

Comprehensive coverage of Chinese price trends, market information for commercially significant species, along with industry news and policy updates. Released quarterly.



[European Price Report](#)

Market and price analysis for fish and fish products in the European market. Released monthly.



This is the second edition of the GLOBEFISH Market Profiles produced for this country, and was made at the beginning of 2023.

These profiles are based on nationally reported data or information published by international agencies. As the profile is intended to reflect the most up to date information available, reporting years may vary between sections and commodities.

The designations employed and the presentation of material in this information product do not imply the expression of any opinion whatsoever on the part of FAO concerning the legal or constitutional status of any country, territory or sea area, or the delimitation of frontiers or boundaries.

The data herein presented is compiled by FAO staff at the time of its production, "as is" and "as available", and every effort is made to ensure, but not guarantee, their timeliness, accuracy and completeness. FAO assumes no responsibility for errors and omissions in the data provided. Users are, however, kindly asked to report any errors or deficiencies in this product to FAO GLOBEFISH (globefish@fao.org).

Please note

Re-exports and re-imports are not included. The term N/A has been used to indicate that information was not found in the indicated sources. The classification of fish and fish products as either processed or unprocessed is very broad and is intended for indicative purposes only.

[HS codes for fish and fish products](#)

International trade codes for fish and fish products in a user friendly format.



Sources and time periods:

-Fishing and aquaculture production (2020):
FAO's [Global Fishery and Aquaculture Production Statistics](#)

-Fish available for consumption (2017):
FAO's [Fishery and Aquaculture Statistics 2019](#)

-Population (2020), GDP Growth (2016-2020), GDP per Capita (2020):
IMF's [World Economic Outlook Databases](#)

-Imports, Exports and Share of Trade (2020):
FAO's [Global Fishery and Aquaculture Commodities Statistics](#)

-GDP, GDP from fisheries, GDP from agriculture (2020):
World Bank's [World Development Indicators](#),
OECD's [National Accounts Statistics](#) or
UNSD's [National Accounts](#)

-Ease of doing business (2020):
World Bank's [Ease of Doing Business](#) ranking

-Length of Coastline, Exclusive Economic Zone, Exclusive Fishing Zone (2003):
UNEP's [Global Environment Outlook](#)

[GLOBEFISH](#)

Explore more market information on the GLOBEFISH website



[European Price Dashboard](#)

Hundreds of prices, updated every Monday

